



- 2015 -

**ski-doo**







You ride. We invent. You corner. We tweak. You jump. We redesign. You boondock. We reinvent. You float. We redo. You explore. We re-tweak. You haul. We tune. You rip. We rework. You fly. We alter. You ditch-bang. We reshape. You throttle. We overhaul. You lean. We refine. You carve. We revamp. You race. We remake. You air. We revolutionize. You pin. We alter. You never stop. We never stop.

We share something: a push to make snowmobiling better. You feel it riding farther than you ever have before or veering off trail to hit the powder. We feel it coming up with ideas like the adjustable rMotion™ rear suspension, REV-XS™ platform, Rotax® engines and the NEW RAS™ 2 front suspension. When you push and we push, we break through. Then we start pushing all over again.

Spring-Exclusive Models .....	4
Rotax® Engines .....	6
Suspensions .....	8
Mountain .....	10
Mountain Technology .....	12
Summit™ .....	14
Freeride™ .....	15
Crossover.....	16
Crossover Technology.....	18
Renegade.....	20
Renegade Backcountry™ .....	21
Trail .....	22
High-Performance Technology .....	24
MXZ™ .....	26
Luxury-Performance Technology ...	28
GSX® .....	29
Touring/Utility.....	30
Touring Technology .....	31
Grand Touring.....	32
Expedition™ .....	33
Utility Technology.....	34
Skandic™ .....	35
Tundra™ .....	36
Riding Gear & Accessories.....	37
Specifications.....	40



# SKI-DOO® SPRING FEVER

You want more for your money.  
We offer sweeter spring deals.  
Now through April 22, 2014.

With Ski-Doo, it's not just a spring promotion, it's a great spring opportunity. Buying your 2015 Ski-Doo sled during spring gives you more choices, more options, more benefits and the best offer of the year. Visit [Ski-Doo.com](http://Ski-Doo.com) to get all the details on these limited-time models.

### MXZ X-RS®

**Color:** Fusion Red/Sunburst Yellow  
**Platform:** REV-XS™ RS  
**Engine:** 800R E-TEC®; 600 H.O. E-TEC  
**Track:** RipSaw® 1.25 in. (3.2 cm), Ice Ripper XT (option)  
**Suspension:** rMotion™ + Quick Adjust™ System (option), NEW RAS™ 2 front suspension  
**Shocks:** KYB® Pro 40 R front, KYB Pro 40 center and rear

- FEATURES OVER X PACKAGE:**
- Incredibly capable KYB Pro 40 shocks
  - Wide running boards
  - Chassis reinforcements
  - 4 rear idler wheels
  - Standard forward steering position
  - High sampling rate gauge record mode



MXZ X-RS

### MXZ X®

**Color:** Sunburst Yellow/Black, Black  
**Platform:** REV-XS, REV-XR™  
**Engine:** 800R E-TEC, 600 H.O. E-TEC, 1200 4-TEC™  
**Track:** RipSaw 1.25 in. (3.2 cm), Ice Ripper XT (option)  
**Suspension:** rMotion + Quick Adjust System (option), NEW RAS 2 front suspension  
**Shocks:** HPG™ Plus R front, HPG Plus center, KYB Pro 36 rear

- FEATURES OVER IN-SEASON TNT™:**
- Quick Adjust System (option)
  - Premium shock package
  - Premium gauge cluster
  - Racing brake pad
  - Backlit handlebar control
  - Ice Ripper XT track (option)
  - NEW Transparent handguards



MXZ X

### NEW RENEGADE X-RS

**Color:** Fusion Red/Sunburst Yellow  
**Platform:** REV-XS RS  
**Engine:** 800R E-TEC  
**Track:** RipSaw 1.5 in. (3.8 cm), Ice Ripper XT 1.25 in. (3.2 cm) (option)  
**Suspension:** rMotion + Quick Adjust System (option), NEW RAS 2 front suspension  
**Shocks:** KYB Pro 40 R front, KYB Pro 40 center and rear

- FEATURES OVER X PACKAGE:**
- Incredibly capable KYB Pro 40 shocks
  - Wide running boards
  - Chassis reinforcements
  - 4 rear idler wheels
  - Standard forward steering position



Renegade X-RS

### RENEGADE X

**Color:** Race Orange/Black, Black  
**Platform:** REV-XS, REV-XR  
**Engine:** 800R E-TEC, 600 H.O. E-TEC, 1200 4-TEC  
**Track:** RipSaw 1.25 in. (3.2 cm), Ice Ripper XT (option)  
**Suspension:** rMotion + Quick Adjust System (option), NEW RAS 2 front suspension  
**Shocks:** HPG Plus R front, HPG Plus center, KYB Pro 36 rear

- FEATURES OVER IN-SEASON ADRENALINE:**
- Quick Adjust System (option)
  - Premium shock package
  - Premium gauge cluster
  - Racing brake pad
  - Backlit handlebar control
  - Ice Ripper XT track (option)
  - NEW Transparent handguards



Renegade X

### RENEGADE BACKCOUNTRY X

**Color:** Race Orange/Black, Black  
**Platform:** REV-XS  
**Engine:** 800R E-TEC  
**Track:** PowderMax® with FlexEdge™ (1.75-in./4.4 cm track lugs)  
**Suspension:** rMotion, NEW RAS 2 front suspension  
**Shocks:** HPG Plus R front, HPG Plus center, KYB Pro 36 rear

- FEATURES OVER IN-SEASON BACKCOUNTRY:**
- Premium shock package
  - Premium gauge cluster
  - Racing brake pad
  - Backlit handlebar control
  - NEW Transparent handguards



Renegade Backcountry X

### EXPEDITION SE

**Color:** Platinum  
**Platform:** REV-XU™  
**Engine:** 600 H.O. E-TEC, 1200 4-TEC, 900 ACE™  
**Track:** 20 x 154 x 1.25 in. (51 x 391 x 3.2 cm)  
**Suspension:** SC™5U with Air Control Suspension  
**Shocks:** Motion Control front and center, HPG ACS rear

- FEATURES OVER IN-SEASON EXPEDITION:**
- Air Control Suspension
  - Heavy-duty front bumper
  - 12 V accessory outlets
  - WARN winch (1,500 lb/680 kg)
  - Skid plate
  - Tilt steering
  - High-capacity battery
  - Cargo box



Expedition SE

### NEW SUMMIT X WITH T3™ PACKAGE

**Color:** Sunburst Yellow  
**Platform:** REV-XM™  
**Engine:** 800R E-TEC  
**Track:** 163, 174 in. PowderMax 3 with FlexEdge, (3-in./7.6 cm track lugs)  
**Suspension:** tMotion; NEW RAS 2 front suspension  
**Shocks:** HPG Plus

- FEATURES OVER X:**
- 3-in. (7.6 cm) track lugs
  - 174-in. track choice
  - NEW RAS 2 front suspension
  - State-of-the-art lightweight components, construction
  - 10 lb (4.5 kg) comparative weight savings
  - Pilot™ DS 3 skis



Summit X with T3 Package

### SUMMIT X

**Colors:** Race Orange, Black  
**Platform:** REV-XM  
**Engine:** 800R E-TEC  
**Track:** 146, 154, 163 in. PowderMax 2 with FlexEdge (2.5-in./6.3 cm track lugs)  
**Suspension:** tMotion  
**Shocks:** HPG Plus

- FEATURES OVER IN-SEASON SP:**
- Lightweight HPG Plus shocks
  - Tapered aluminum handlebar
  - 5 lb (2.3 kg) lighter



Summit X

### FREERIDE

**Color:** Manta Green/Magenta  
**Platform:** REV-XM RS  
**Engine:** 800R E-TEC  
**Track:** 146, 154 in. PowderMax 2 with FlexEdge (2.5-in./6.3 cm track lugs); 137 in. PowderMax with FlexEdge (2.25-in./5.7 cm or 1.75-in./4.4 cm track lugs)  
**Suspension:** tMotion (146, 154), rMotion (137)  
**Shocks:** KYB Pro 40 R front, KYB Pro 40 center and rear

- FEATURES:**
- Reinforced chassis
  - Forward steering position
  - Pilot DS 2 skis
  - Wider ski stance vs Summit sled
  - Sway bar quick-disconnect



Freeride

Get more when you buy in spring.

#### Spring-Exclusive Models

Ordering during spring is the only way to get our most technologically advanced snowmobiles and special colorations.

#### Guaranteed Best Offer of the Year

There's no reason to wait till next fall or winter for a better deal, because we guarantee our spring promotional offer will be the best one offered in 2014.

#### Platinum Owners Club

Ordering in spring means you're one of our best customers. And the Ski-Doo Platinum Owners Club ensures you'll be treated like one. You automatically become a Platinum Owner when you buy during spring. Membership includes:

- Free welcome kit with exclusive Ski-Doo gifts and membership card
- Dedicated BRP customer help line
- Special parts, accessories and riding gear offers

## You want advancements in engineering. We make leaps.

For BRP engineers, it's never been about baby steps. So we keep pushing powertrains into new territories with direct injection, Formula I<sup>†</sup> auto racing valve trains, exclusive electronic throttle control, industry's best fuel economy and ease of use. Because we want to power you into new territories on your sled.



800R E-TEC



900 ACE



1200 4-TEC

# Rotax Engines

## 2-STROKE

### ROTAX E-TEC ENGINES

There's no 2-stroke engine technology more advanced than E-TEC.<sup>®</sup> It delivers the most sought-after attributes in the snowmobile industry—adrenaline-surging power, light weight and easy handling.

But with E-TEC technology, you also get a lot more:

- Industry-leading fuel economy
- Best-in-class oil economy
- Virtually no smoke or smell
- Light, linear throttle pull
- Easy pull-starts
- Ultra-smooth idle
- Automatic summerization process

#### 800R E-TEC

Monster power, yet smooth, linear and manageable, thanks to E-TEC technology.

- 163.9 horsepower<sup>\*</sup>
- Up to 19 mpg (12.3 L/100 km) trail fuel economy<sup>\*\*</sup>

It's the best-selling 800cc engine in the industry.<sup>‡</sup>

#### 600 H.O. E-TEC

With its unrivaled combination of power, smoothness, ease of operation and reliability, no wonder it's the best-selling 600cc engine in the industry.<sup>‡</sup>

- 120 horsepower
- Up to 21 mpg (11.3 L/100 km) trail fuel economy<sup>\*\*</sup>

### ROTAX 800R POWERT.E.K.

Smart carburetor technology generates ample power—more than 151 hp—and compensates for altitude and atmospheric pressure, at a not-so-ample price.

### ROTAX 600 CARB

Lots of liquid-cooled performance for a little price.

### ROTAX 550 FAN

The most economical engine choice available.

## 4-STROKE

### ROTAX ACE ENGINES

With the Advanced Combustion Efficiency (ACE) family of engines, BRP engineers created the most-efficient engines in snowmobiling by optimizing the combustion system, reducing mechanical friction and freeing intake and exhaust breathing.

Not only are ACE engines efficient, they're a pleasure to operate and own. Very little maintenance is required, and they run smoothly and produce a nice, solid—yet quiet—sound.

#### 900 ACE WITH iTC<sup>™</sup> SYSTEM

3 cylinders. With 90 hp and 87 lb/ft of torque right in the sweet spot, the 900 ACE is the ideal engine for most trail riding. Fuel economy is impressive at up to 23 mpg (10 L/100 km).<sup>‡</sup>

#### 600 ACE NOW WITH iTC SYSTEM

2 cylinders. With 60 hp it is the most fuel-efficient engine in the entire industry at up to 29 mpg (8 L/100 km).<sup>\*\*</sup>

### NOW STANDARD ON BOTH THE 900 AND 600 ACE ENGINES, THE iTC SYSTEM DELIVERS A WHOLE NEW SNOWMOBILE EXPERIENCE.



**DRIVING MODES:** Choose from three driving modes simply by pushing a button on the console. Standard mode ensures a smooth start and linear acceleration; Sport enables full performance and quicker acceleration; ECO<sup>™</sup> limits top speed and acceleration rates for a more relaxed, fuel-conserving ride.



**LEARNING KEY:** The Learning Key<sup>™</sup> version of the RF D.E.S.S.<sup>™</sup> safety tether limits the speed and acceleration of the vehicle, ideal for assisting novice snowmobilers in gaining experience safely.

**LEARNING KEY<sup>™</sup>**



**NEW FINGER THROTTLE:** The throttle block can be rotated forward for use as a finger throttle, if preferred. Great for changing hand positions on a long ride and for more control in bumps.



### ROTAX 1200 4-TEC

The Ski-Doo performance 4-stroke, the 1200 4-TEC triple, uses valve train technology from Formula 1 auto racing to pump out 130 horsepower with exciting trail torque. It also achieves excellent fuel economy—18 mpg (12.8 L/100 km) and a signature sound tuned to the sled model.

### ENVIRONMENTALLY FRIENDLY

Most Ski-Doo snowmobiles equipped with Rotax 4-stroke engines meet the extremely tough Best Available Technology (BAT) requirements for emissions and sound, which are required for entry into Yellowstone and Grand Teton U.S. National Parks.

<sup>\*</sup>Result based on independent third-party dyno test. <sup>\*\*</sup>Data based on internal engineering trail testing on a MXZ. <sup>‡</sup>Based on retail sale results as of December 31, 2013. <sup>†</sup>Data based on internal engineering trail testing on a GSX LE in its ECO mode.



You ride harder and harder. We develop suspensions to make that easier.

When it comes to more responsive suspensions, we don't stop inventing, creating and tweaking. Because we know you'll use every inch of travel we give you.



Ski-Doo MXZ X • X-Team Race Edition Winter Jacket • XP-2 Pro Cross X-Team Dimension Helmet

# Suspensions

## NEW RAS 2 FRONT SUSPENSION

We're further sharpening the industry's best handling snowmobiles with new geometry and lighter components. You'll notice its increased precision, especially when blasting nasty bumps, thanks to a minimized camber change through the suspension stroke. And moving the roll center closer to the center of gravity flattens the cornering attitude and minimizes inside ski lift.

Revised forgings and thin wall chromoly tubing reduce unsprung weight by 1.76 lb (0.8 kg), delivering a quicker and more controlled suspension response.

There's also a more refined, premium styling, including flattened tubes and beautiful CNC machined ski legs.



## rMOTION REAR SUSPENSION

The defining attribute of our signature trail suspension: it just works. Superbly. In every condition. From the snocross tracks to a cruise with a passenger, from jumps to Sunday chatter bumps, it keeps you in total control and total comfort. The best part? No fiddling. You just enjoy the ride. Separate spring and shock dynamics, plus the most rising-rate/progressive motion ratio in the industry gives the rMotion suspension a supple ride in small bumps with added capability in large ones.

Open any snowmobile magazine, read any website, watch any TV show and they all say the same thing: the rMotion is the best rear suspension in the industry by a wide margin.

**AIR CONTROL SUSPENSION:** With the ACS, you get another level of plushness and control on top of the rMotion suspension. You tailor the ride for trail conditions or load with a handlebar rocker switch—on the fly. You select one of five preload settings for the rear air spring.



## tMOTION REAR SUSPENSION + FLEXEDGE TECHNOLOGY

Imagine your sled working with your every move instead of against it while carving powder, and you understand the principle behind our breakthrough tMotion mountain suspension and its complementary FlexEdge track technology. The tMotion pivots inside the tunnel to reduce roll-up effort thanks to a clever ball joint on the rear arm and a split front arm. Shortening the fiberglass reinforcing rods inside the track allows the track edges to bend, amplifying the effect. It's agility with predictability. It's you and your sled working as one.







You want deeper pow and more challenging lines. We create sleds to carve and hold what you want.

That maneuver, that meadow, that line, that peak have never been more in your reach. By inventing, thinking, riding, listening and then reinventing, we've created the most specialized, innovative and responsive mountain sleds ever produced.

# Mountain



Carl Kuster • Ski-Doo  
Backcountry Expert

Bret Rasmussen • Ski-Doo  
Backcountry Expert



# Mountain Technology


You climb higher and steeper.  
We refine our mountain technology.

We've been working hard to improve our mountain sleds because we know you'll be riding them even harder. So we pushed mountain technology to unbelievable lengths: introducing the Summit X I63 and I74 with T3 package.



Summit X with T3 Package

2



tMotion Rear Suspension

2



FlexEdge Technology

4



REV-XM Large Running Board Openings

7



NEW RF D.E.S.S. Key

1

## NEW T3 Package: When you've reached one peak, you don't celebrate. You set out to conquer the next one.

Yes, our Summit sleds are the best they've ever been. That's why we started working on ways for you to climb even higher and reach more unreachable places. The effort started with 3-in. (7.6 cm) track lugs—the tallest in the industry—for more traction. It continued with a search for weight savings. And ended with a monster, yet nimble, 174 in. track option that weighs the same as a Summit X I63 with 2.5-in. (6.3 cm) lugs\* – another industry first.

T3 package features:

- PowderMax 3 track with FlexEdge technology, 3-in. track lugs. Optimized design. Weight reduction: 2.4 lb/1.1 kg.
- Chaincase lengthened and optimized. Surfaces, sprockets machined. Weight reduction: 1.5 lb/705 g.
- tMotion rear suspension: rear arm moved rearward, axles machined. Weight reduction: 3 lb/1.4 kg.
- Muffler redesigned. Weight reduction: 5 lb/2.3 kg.
- Heat exchangers resized, optimized. Weight reduction: 2.4 lb/1.1 kg.
- NEW RAS 2 front suspension. Weight reduction: 1.76 lb/0.8 kg.
- Pilot DS 3 skis designed to balance handling with added traction.

\*Total weight reduction of 16 lb / 7.3 kg (comparing a Summit X I74 with T3 package and Summit X I63 with 2.5-in. track lugs).

2

## tMotion Rear Suspension + FlexEdge Technology

The key to the instant response and effortless handling of Summit and Freeride sleds. The tMotion actually pivots inside the tunnel, greatly reducing the effort to pull the sled over. Working in conjunction with the tMotion suspension, FlexEdge technology allows the outside of the track to bend, further reducing boondocking and sidehilling effort. You get ultra-responsive, totally predictable handling. Its progressive motion ratio smoothes the junk on the way to the powder and easily handles big bumps and drops.

3

## REV-XM Body Panels

Side panels are powderdynamically shaped to reduce roll-up effort and easily slide through powder, especially in sidehilling. Polypropylene material reduces weight.

4

## REV-XM Running Boards

Massive, strategically shaped openings keep the boards clear. A taller extruded edge adds stiffness and has aggressive boot grips.

5

## Ski Stance

A narrow 35.7 in. (91 cm) stance on Summit models strikes the ideal balance between front end powder maneuverability and stability. Freeride sleds have a 38.4 in. (98 cm) stance for a more confident landing. Both are easily adjustable to be 1.7 in. (4.3 cm) wider.

6

## Specialized Ergonomics

Everything a rider touches has been designed around him. A stand-up position is natural. A more forward foot position puts you right in line with the steering post and mass center for added leverage and less effort. The gauge, bars, grab handle, seat and panels are all designed and positioned to fit a mountain rider's body.

7

## NEW RF D.E.S.S. Key

Ball-and-socket design with embedded radio frequency microchip ensures solid connection, not reliant on surface-to-surface contact.

# Other Features



## REV-XM RS Platform

The base for the radical Freeride model, added reinforcements and bracings easily take freeriding punishment.



## REV-XM Lightweight Seat

It supports you on the way to the play areas, and when you reach the deep stuff, it's out of your way. Narrow and compact, it's easy to move from one side to the other. Plus, there's 0.8 gal (3 L) of storage in the rear.



## Minimalist Controls

We reduced the switchgear on the handlebars to the absolute essentials to eliminate interference. Most buttons are moved to the console, while electric start/RER™ buttons are shielded from inadvertent activation.



## Glove Box

The ideal solution for items you want to keep close, such as gloves or goggles.

## Suggested Accessories:



LinQ™ Fuel Caddy



Adjustable Riser



Extreme Skid Plate



Vent Kit for Side Panels



Customize your sled with exclusive wrap kits available at [scsskidowraps.com](https://www.scsksidowraps.com)



You take riding to another level.  
We tweak the Summit sled to get you there.

We make them more agile. Make them float easier. Make them carve more effortlessly.  
Because we know you want to keep making tracks where there have been none before.



**Build your perfect sled.**  
Go to [ski-doo.com](http://ski-doo.com).

Summit

- SPRING-EXCLUSIVE -

## NEW Summit X with T3 package



**Color:** Sunburst Yellow  
**Platform:** REV-XM  
**Engine:** 800R E-TEC  
**Track length:** 163, 174 in.  
**Track type:** PowderMax 3 with FlexEdge (3-in./7.6 cm track lugs)  
**Suspension:** tMotion, NEW RAS 2 front suspension  
**Shocks:** HPG Plus

**FEATURES OVER X PACKAGE:**

- 3-in. (7.6 cm) track lugs
- 174-in. track choice
- NEW RAS 2 front suspension
- State-of-the-art lightweight components, construction
- 10 lb (4.5 kg) comparative weight savings
- Pilot DS 3 skis

### Summit X



**Color:** Race Orange, Black  
**Platform:** REV-XM  
**Engine:** 800R E-TEC  
**Track length:** 146, 154, 163 in.  
**Track type:** PowderMax 2 with FlexEdge (2.5-in./6.3 cm track lugs)  
**Suspension:** tMotion  
**Shocks:** HPG Plus

**FEATURES OVER SP:**

- Lightweight HPG Plus shocks
- Tapered aluminum handlebar
- 5 lb (2.3 kg) lighter

### Summit SP



**Color:** Lava Red/Black, Black  
**Platform:** REV-XM  
**Engine:** 800R E-TEC, 600 H.O. E-TEC  
**Track length:** 146, 154, 163 in.  
**Track type:** PowderMax 2 with FlexEdge (2.5-in./6.3 cm track lugs)  
**Suspension:** tMotion  
**Shocks:** HPG

**FEATURES OVER SPORT:**

- REV-XM platform
- Lightweight HPG center shock
- Multifunction gauge cluster
- E-TEC engines

### Summit Sport



**Color:** Black  
**Platform:** REV-XP™  
**Engine:** 800R PowerT.E.K., 600 Carb  
**Track length:** 154 in. (800R), 146 in. (600)  
**Track type:** PowderMax with FlexEdge (2.25-in./5.7 cm track lugs)  
**Suspension:** tMotion  
**Shocks:** Motion Control front and center, HPG rear

**FEATURES:**

- Pilot DS 2 skis
- Rotax Electronic Reverse (RER) button
- REV-XP X narrow seat with storage
- Brembo® brake

You pushed what a mountain sled could do. Where it could go. What it could take. We listened.

The resulting Freeride sled is a mash-up of effortless powder-surfing agility, brute toughness and attitude. Sound familiar?



Freeride

- SPRING-EXCLUSIVE -

## Freeride 137



**Color:** Manta Green/Magenta  
**Platform:** REV-XM RS  
**Engine:** 800R E-TEC  
**Track length:** 137 in.  
**Track type:** PowderMax with FlexEdge (2.25-in./5.7 cm or 1.75-in./4.4 cm track lugs)  
**Suspension:** rMotion  
**Shocks:** KYB Pro 40 R front, KYB Pro 40 center and rear

### FEATURES:

- Reinforced chassis
- Forward steering position
- Pilot DS 2 skis
- Wider ski stance vs. Summit sled
- Sway bar quick-disconnect

## Freeride 146-154



**Color:** Manta Green/Magenta  
**Platform:** REV-XM RS  
**Engine:** 800R E-TEC  
**Track length:** 146, 154 in.  
**Track type:** PowderMax 2 with FlexEdge (2.5-in./6.3 cm track lugs)  
**Suspension:** tMotion  
**Shocks:** KYB Pro 40 R front, KYB Pro 40 center and rear

### FEATURES:

- Reinforced chassis
- Forward steering position
- Pilot DS 2 skis
- Wider ski stance vs. Summit sled
- Sway bar quick-disconnect



Like us on Facebook for all the latest news.  
Go to [facebook.com/SkiDooMountain](https://facebook.com/SkiDooMountain).



Check out the latest news and photos.  
Go to [mountainblog.ski-doo.com](http://mountainblog.ski-doo.com).

Ski-Doo Freeride • MCode Jacket and Pants • MCode Gloves





If you want it all, you're a Renegade.

To corner sharper, float easier, absorb bumps more efficiently, put on more clicks and carve more meadows. Putting all those together in one snowmobile is what keeps us up at night. Yet it's worth it when we can offer you sleds as versatile, comfortable and fun as the 2015 Renegade sleds. Then we start over.

versatile





# Crossover Technology

Trails are great.  
But there's more out there.

So we designed a sled with more: the Renegade. More traction, more flotation, more comfort, more adjustability. Go ahead, carve up that trail and make it yours. And when that adventurous feeling moves you, head out and play. The Renegade's ready.



Renegade Adrenaline



rMotion Quick Adjust System



**NEW** RAS 2 Front Suspension



**NEW** RF D.E.S.S. Key

## 1 rMotion Rear Suspension

The rMotion is the industry standard for control, capability and comfort. And its design makes it a master of big bumps and small ripples. And while its broad sweet spot means you can just get on and ride, adjusting the shocks, springs and coupling block are extremely easy when you want to dial it in.

## 2 rMotion Quick Adjust System

When conditions change, adjusters on the running boards make fine-tuning fast and easy—even with gloves on. The left side adjuster controls the rear spring preload, with infinite settings and 40% more adjustment range than the standard rMotion rear suspension. The right side adjuster tunes rear shock compression damping. (Spring order option only)

## 3 **NEW** RAS 2 Front Suspension

A taller ski spindle, refined geometry and lighter components sharpen the sled's already precise handling, especially in extreme conditions.

## 4 **NEW** Specialized Tracks

Renegade packages have a standard-width 15 in. (38 cm) RipSaw track for sharper cornering and top-end speeds. Backcountry package features PowderMax 16 in. (41 cm) track with FlexEdge technology and complementary two rear wheels to ease roll-up in boondocking.

## 5 **NEW** RF D.E.S.S. KEY

A new D.E.S.S. security system on most models uses Radio Frequency technology for peace of mind. The new ball-and-socket design ensures a solid connection in all conditions.

## 6 REV-XS Platform

Others will admire the aggressive and sophisticated layered flowing edge body style. You'll appreciate the excellent fit and finish and wind protection. Plus, the panel shape enables a more aggressive cornering position.

## 7 REV-X™ Chassis

Because of its light weight and strength, Renegade sleds set the standard for agility and precision handling, both on- and off-trail. And its versatile riding position means you're in control and comfortable carving corners, cruising and riding deep snow.

# Other Features



## Rotax 900 ACE Engine with iTC System

One of six available Rotax engines for the Renegade sled, this Advanced Combustion Efficiency mill uses Intelligent Throttle Control (iTC) system for breakthrough adjustability and safety features. There are three shift-on-the-fly driving modes (Sport, Standard, ECO) and a Learning Key performance-limiting feature. It opens up a whole new dimension in adjustability and the snowmobiling experience. (Adrenaline package only)

**NEW** Finger Throttle. And now the throttle block can be rotated for use with fingers or thumb throttle.



## HPG Plus Shocks by KYB

High-quality, high-pressure gas shocks by KYB have lightweight aluminum bodies and can be revalved and rebuilt. Extremely capable in all riding styles.



## Gauge Cluster

In a glance, get all the data you need from this automotive-style gauge. Premium models add a larger LCD screen with additional features, such as temperature, fuel consumption and altitude.



## REV-XP X Seat with Storage

Super comfortable, yet sleek, it includes 1.3 gal (5 L) of storage in the rear. Just the right surface tackiness lets you move side-to-side easily and with confidence.

## Suggested Accessories:



Rail Ice Scratchers



LinQ Premium Tunnel Bag (Short)



Glove Box Extension



Montana GPS and Support Kit



Trails are your thing. We get it.

That's why we're making the 2015 Renegade sled an even more potent trail burner. It still has that bump-bridging ability and added traction you love, but now corners sharper with a standard width track.



**Build your perfect sled.**  
Go to [ski-doo.com](http://ski-doo.com).

## NEW Renegade X-RS



**Color:** Fusion Red/Sunburst Yellow  
**Platform:** REV-XS RS  
**Engine:** 800R E-TEC  
**Track:** RipSaw 1.5 in. (3.8 cm), Ice Ripper XT 1.25 in. (3.2 cm) (option)  
**Suspension:** rMotion + Quick Adjust System (option), NEW RAS 2 front suspension  
**Shocks:** KYB Pro 40 R front, KYB Pro 40 center and rear

**FEATURES OVER X PACKAGE:**

- Incredibly capable KYB Pro 40 shocks
- Wide running boards
- Chassis reinforcements
- 4 rear idler wheels
- Standard forward steering position

## Renegade X



**Color:** Race Orange/Black, Black  
**Platform:** REV-XS, REV-XR  
**Engine:** 800R E-TEC, 600 H.O. E-TEC, 1200 4-TEC  
**Track:** RipSaw 1.25 in. (3.2 cm), Ice Ripper XT (option)  
**Suspension:** rMotion + Quick Adjust System (option), NEW RAS 2 front suspension  
**Shocks:** HPG Plus R front, HPG Plus center, KYB Pro 36 rear

**FEATURES OVER ADRENALINE:**

- Quick Adjust System (option)
- Premium shock package
- Premium gauge cluster
- Racing brake pad
- Backlit handlebar control
- Ice Ripper XT track (option)
- NEW Transparent handguards

## Renegade Adrenaline



**Color:** Catalyst Gray/Race Orange, Black  
**Platform:** REV-XS, REV-XR  
**Engine:** 800R E-TEC, 600 H.O. E-TEC, 1200 4-TEC, 900 ACE  
**Suspension:** rMotion, NEW RAS 2 front suspension  
**Shocks:** HPG Plus front, HPG center and rear

**FEATURES OVER SPORT:**

- rMotion rear suspension
- Lightweight HPG Plus shocks
- RipSaw track 15 x 137 x 1.25 in. (38 x 348 x 3.2 cm)
- Lightweight aluminum handlebar
- Electric start
- NEW RAS 2 front suspension

## Renegade Sport



**Color:** Catalyst Gray/Race Orange, Black  
**Platform:** REV-XP, REV-XS  
**Engine:** 550 Fan, 600 ACE  
**Suspension:** SC™-5M  
**Shocks:** Motion Control front and center, HPG rear

**FEATURES:**

- Pilot 5.7 skis
- Cobra track with 1.25-in. (3.2 cm) lug profile
- Brembo brake

Two challenges. Two terrains.

One sled. Head out and play in that meadow, carve lines through the trees with all those features originally developed on the Summit sled. Then hop the culvert onto the trail and have a blast dissecting switchbacks. Then get ready to do it all again tomorrow... but better.

## Renegade Backcountry X



**Color:** Race Orange/Black, Black  
**Platform:** REV-XS  
**Engine:** 800R E-TEC  
**Track:** PowderMax with FlexEdge (1.75-in./4.4 cm track lugs)  
**Suspension:** rMotion, NEW RAS 2 front suspension  
**Shocks:** HPG Plus R front, HPG Plus center, KYB Pro 36 rear

**FEATURES OVER BACKCOUNTRY:**

- Premium shock package
- Premium gauge cluster
- Racing brake pad
- Backlit handlebar control
- NEW Transparent handguards

## Renegade Backcountry



**Color:** Catalyst Gray/Race Orange, Black  
**Platform:** REV-XS  
**Engine:** 800R E-TEC, 600 H.O. E-TEC  
**Suspension:** rMotion, NEW RAS 2 front suspension  
**Shocks:** HPG Plus front, HPG center and rear

**FEATURES:**

- PowderMax track with FlexEdge (1.75-in./4.4 cm track lugs)
- Brembo brake
- 38.4-in. to 40.1-in. (97.5 cm to 101.8 cm) adjustable ski stance
- Rotax Electronic Reverse (RER) button



Like us on Facebook for all the latest news.  
Go to [facebook.com/ski-doo](http://facebook.com/ski-doo).



Those white ribbons we love so much  
are more than just snow-covered paths.

For some they're the ultimate challenge. Others an escape. A way to connect with family and friends.  
A window into new landscapes and people. Our passion is delivering snowmobiles so that the time you  
spend on trails are your best times.



# Trail





# High-Performance Technology

You push the limits of trails. We push the boundaries of high-performance technology.

We didn't stop with the rMotion suspension. We found more of the sled to improve and created our NEW RAS 2 front suspension and NEW transparent handguards to give you more reason to push it.



rMotion Quick Adjust System



**NEW** RAS 2 Front Suspension



**NEW** Transparent Handguards

## 1 rMotion Rear Suspension

The rMotion is the industry standard for control, capability and comfort. And its design makes it a master of big bumps and small ripples. While its broad sweet spot means you can just get on and ride, adjusting the shocks, springs and coupling block are extremely easy when you want to dial it in.

## 2 rMotion Quick Adjust System

When conditions change, adjusters on the running boards make fine-tuning fast and easy—even with gloves on. The left side adjuster controls the rear spring preload, with infinite settings and 40% more adjustment range than the standard rMotion suspension. The right side adjuster tunes rear shock compression damping. (Spring order option only)

## 3 **NEW** RAS 2 Front Suspension

A taller ski spindle, refined geometry and lighter components sharpen the sled's already precise handling, especially in extreme conditions.

## 4 **NEW** Transparent Handguards

Their new design increases protection and makes the MXZ and Renegade sleds look even lighter. They're ready for industry-first LED accent lighting, flip-out mirrors and semi-rigid extensions, available as accessories.

## 5 Rotax E-TEC Engines

They have the guts to shorten any straight and roar out of any corner. Exclusive direct-injection technology means class-leading fuel and oil economy, super smooth operation, light, linear throttle pull and almost no smoke or smell.

## 6 ACE Engines with iTC System

Sleds equipped with Rotax ACE engines also include the Intelligent Throttle Control (iTC) system. It's the industry's first throttle-by-wire system providing ultra-smooth engagement and seamless power delivery. The iTC system opens up a whole new dimension of adjustability with three shift-on-the-fly driving modes (Sport, Standard, ECO) and a Learning Key performance limiting feature.

**NEW** Finger Throttle. And now the throttle block can be rotated for use with fingers or thumb throttle.

## 7 Aggressive Rider Position

The corners of the REV-XS side panels are angled to give you room to get way forward for more leverage in attacking corners.

## 8 REV-XS Platform

Layered flowing edge styling with origami-like surfaces reflect the modern, cutting-edge technology everywhere on this sled. Yet it's not just a pretty—and aggressive—face, with its outstanding wind protection, excellent fit and finish and better serviceability.

## 9 REV-XS RS Platform

Front shock towers and wide running boards are reinforced to take all the abuse you and the trails can dish out. The same chassis design as our race sled. (X-RS package only)

## 10 **NEW** Ice Ripper XT Track Option

A derivative of the RipSaw track with carbide studs embedded in track lugs for added grip and confidence in icy conditions. (X-RS and X packages only)

# Other Features



## **NEW** Finger Throttle on ACE Engines

Now, the throttle block can be rotated for use with fingers or thumb throttle.



## Handlebar Control

Now more intuitive, the warmer switches have an up-down orientation, and the electronic reverse button is shielded from unintentional activation. Premium version includes mode-set buttons for operating the gauge cluster and is backlit at night. (With REV-XS platform only)



## Glove Box

Keep important items, like your phone, GPS receiver, spare goggles and gloves, within easy reach and out of the elements. (With REV-XS platform only)




## REV-XP X Seat with Storage

Its low-profile design gives you all the room—and comfort—you need to move around and take control. Plus, there's 1.3 gal (5 L) of storage in the rear.

## Suggested Accessories:



LinQ Premium Tunnel Bag (Medium)



Signature LED Light for Handguards



Auxiliary LED Light



Chassis Reinforcement Kit





# MXZ

- SPRING-EXCLUSIVE -

You want this ride to be one for the ages.  
We want you to have the right tool.

That's why we spend so many hours at the race track, in the ditches and in the shop. There's always some way to make the legendary platform, the suspensions, the engines do more in more conditions. That's what you expect, and that's what the MXZ sled has always been about.

## MXZ X-RS



**Color:** Fusion Red/Sunburst Yellow  
**Platform:** REV-XS RS  
**Engine:** 800R E-TEC, 600 H.O. E-TEC  
**Track:** RipSaw 1.25 in. (3.2 cm), Ice Ripper XT (option)  
**Suspension:** rMotion + Quick Adjust System (option), NEW RAS 2 front suspension  
**Shocks:** KYB Pro 40 R front, KYB Pro 40 center and rear

### FEATURES OVER X PACKAGE:

- Incredibly capable KYB Pro 40 shocks
- Wide running boards
- Chassis reinforcements
- 4 rear idler wheels
- Standard forward steering position
- High sampling rate gauge record mode

## MXZ X



**Color:** Sunburst Yellow/Black, Black  
**Platform:** REV-XS, REV-XR  
**Engine:** 800R E-TEC, 600 H.O. E-TEC, 1200 4-TEC  
**Track:** RipSaw 1.25 in. (3.2 cm), Ice Ripper XT (option)  
**Suspension:** rMotion + Quick Adjust System (option), NEW RAS 2 front suspension  
**Shocks:** HPG Plus R front, HPG Plus center, KYB Pro 36 rear

### FEATURES OVER TNT:

- Quick Adjust System (option)
- Premium shock package
- Premium gauge cluster
- Racing brake pad
- Backlit handlebar control
- Ice Ripper XT track (option)
- NEW Transparent handguards

 Check out the latest racing news.  
Go to [ontrackblog.ski-doo.com](http://ontrackblog.ski-doo.com).



## MXZ TNT



**Color:** Catalyst Gray/Sunburst Yellow, Black  
**Platform:** REV-XS, REV-XR  
**Engine:** 800R E-TEC, 600 H.O. E-TEC, 1200 4-TEC, 900 ACE  
**Suspension:** rMotion, NEW RAS 2 front suspension  
**Shocks:** HPG Plus

### FEATURES OVER SPORT:

- NEW RAS 2 front suspension
- rMotion rear suspension
- HPG Plus shocks
- Painted tunnel

## MXZ SPORT



**Color:** Catalyst Gray/Sunburst Yellow, Black  
**Platform:** REV-XP, REV-XS  
**Engine:** 600 Carb, 600 ACE  
**Suspension:** SC-5  
**Shocks:** Motion Control

### FEATURES:

- Pilot 5.7 skis
- RipSaw track with 1.25-in. (3.2 cm) lug profile
- Brembo brake



# Luxury-Performance Technology

You ride far and want to enjoy it.  
We tweak our luxury-performance technology.

From the revolutionary rMotion suspension to the little conveniences that you can't live without, we burned the midnight oil coming up with new ways to make your ride more enjoyable.



GSX LE

## 1 rMotion Rear Suspension

Ultra smooth, comfortable running in all conditions. Separating the spring and shock gives you the smoothest ride in the ripples, yet also the ability to completely swallow spine-tinglers.

## 2 REV-X Platform

The lightest and most precise handling platform. And its versatile driver position enables you to stretch out and relax for cruising or get up on the bars for charging corners.

## 3 Rotax 900 ACE Engine with iTC System

A great choice for trail riders. Outstanding torque that delivers more performance and fun than you expect. iTC throttle-by-wire technology lets you choose one of three driving modes (Sport, Standard and ECO), limit speed with the Learning Key performance-limiting feature. (LE package only)

**NEW** Finger Throttle. And now the throttle block can be rotated for use with fingers or thumb throttle.

## 4 Convenience Features

You are surrounded by the little things that make putting on big miles easier, such as mirrors, electric start, reverse, heated visor outlets, larger windshields and a standard LinQ bag. SE package includes heated seat.

## 5 Air Control Suspension

Taking comfort and control to another level, the ACS enables you to tailor your ride—on the fly—with the handlebar rocker switch. Select one of five preload settings for the rear shock to adapt to changing conditions or loads. (SE package only)

## 6 Premium Gauges

The three-zone LCD screen can be customized to show the data most important to you. And the startup screen on E-TEC models now indicates percentage of engine break-in remaining.



GSX

## GSX SE



**Color:** Platinum Satin  
**Platform:** REV-XR  
**Engine:** 800R E-TEC, 600 H.O. E-TEC, i200 4-TEC  
**Track:** i37 in. RipSaw  
**Suspension:** rMotion with ACS (Air Control Suspension)  
**Shocks:** HPG front and center, ACS rear

### FEATURES:

- Air Control Suspension
- Heated seat
- High windshield
- Mirrors
- LinQ bag
- Electric start and push-button reverse
- i2 V power and heated visor outlets

## GSX LE



**Color:** Viper Red  
**Platform:** REV-XS, REV-XR  
**Engine:** 600 H.O. E-TEC, i200 4-TEC, 900 ACE  
**Track:** i20 in. RipSaw  
**Suspension:** rMotion rear suspension  
**Shocks:** HPG front and rear, Motion Control center

### FEATURES:

- High windshield
- Mirrors
- LinQ bag
- Electric start and push-button reverse
- i2 V power and heated visor outlets

## The GSX sled is performance snowmobiling evolved.

At its heart, it's a corner-carving, adrenaline-surging MXZ cross-country sled. But then we take it further, adding technology, luxury and refinement so that you can make your longest rides longer and hardest rides easier.

Ski-Doo GSX SE • Glide Jacket • Modular 3 X-Team Gravity Helmet

 **Build your perfect sled.**  
Go to [ski-doo.com](https://ski-doo.com).





Performance is more than  
roaring engines and railing corners.


It's vehicles and features that make you comfortable and confident, whether you're cruising trails  
or getting the job done. We strive every day to make sleds that are your best riding partner.

Touring/Utility

## Touring Technology

You ride farther and farther.  
We create a more comfortable ride.

There's a whole lot of trail out there to explore. So we refined our touring sleds to give you maximum comfort  
without sacrificing performance. Because if you're going to ride all those trails, ride them with confidence.



### Shared Features

- 900 and 600 ACE Engines with iTC System**  
This pair of 4-strokes use Rotax Advanced Combustion Efficiency Technology to deliver excellent fuel economy and ultra-low maintenance with enough torque for satisfying play or work. Intelligent Throttle Control (iTC) system includes Sport, Standard and ECO shift-on-the-fly driving modes.  
**NEW** Finger Throttle. And now the throttle block can be rotated for use with fingers or thumb throttle.
- Air Control Suspension**  
Taking comfort and control to another level, the ACS enables you to tailor your ride—on the fly—with the handlebar rocker switch. (SE packages only)

- Convenience Amenities**  
You're surrounded by the little things that make putting on big miles easier, such as mirrors, electric start, reverse, heated visor outlets, large windshields and more.
- Modular 2-Up Seats**  
Each seat is plush and extremely versatile. Easily remove the passenger seat for one-up riding with enormous cargo space. Expedition models include underseat storage. SE packages include heated seats.





# Grand Touring

Yes, our Grand Touring sleds offer unmatched all-day comfort.

But we went beyond that and pushed ourselves to also give you more confidence and control.

## Grand Touring SE



**Color:** Platinum Satin  
**Platform:** REV-XR  
**Engine:** I200 4-TEC  
**Suspension:** rMotion with ACS (Air Control Suspension)  
**Shocks:** HPG front and center, ACS rear

**FEATURES OVER LE:**

- Air Control Suspension
- Heated seat
- Console padding
- Tunnel bag, side cases

## Grand Touring LE



**Color:** Black  
**Platform:** REV-XR  
**Engine:** 600 H.O. E-TEC, I200 4-TEC, 900 ACE  
**Suspension:** rMotion  
**Shocks:** HPG front and rear, Motion Control center

**FEATURES OVER SPORT:**

- rMotion rear suspension
- SilentDrive system
- Upgraded shocks
- Premium gauge
- I2 V power outlets
- Passenger amenities (adjustable handholds, heated grips, heated boot and visor outlets)
- Extra-high windshield

## Grand Touring Sport



**Color:** White/Black, White  
**Platform:** REV-XP, REV-XS  
**Engine:** 550 Fan, 600 ACE  
**Suspension:** SC-5M  
**Shocks:** Motion Control front and center, HPG rear

**FEATURES:**

- Pilot 5.7 SL skis
- RipSaw track I.25 in.
- Mirrors
- Cargo rack
- Visor power outlet (Driver)



# Expedition

- SPRING-EXCLUSIVE -

## Expedition SE



**Color:** Platinum  
**Platform:** REV-XU  
**Engine:** 600 H.O. E-TEC, I200 4-TEC, 900 ACE  
**Track:** 20 x I54 x I.25 in. (51 x 391 x 3.2 cm)  
**Suspension:** SC-5U with ACS (Air Control Suspension)  
**Shocks:** Motion Control front and center, HPG ACS rear

**FEATURES OVER LE:**

- Air Control Suspension
- Heavy-duty front bumper
- I2 V accessory outlets
- WARN winch (1500 lb/680 kg)
- Skid plate
- Tilt steering
- High-capacity battery
- Cargo box

## Expedition LE



**Color:** Black  
**Platform:** REV-XU  
**Engine:** 600 H.O. E-TEC, I200 4-TEC, 900 ACE  
**Track:** 20 x I54 x I.25 in. (51 x 391 x 3.2 cm)  
**Suspension:** SC-5U  
**Shocks:** Motion Control front and center, HPG rear

**FEATURES OVER SPORT:**

- Wider track
- Premium gauge
- I2 V power outlet
- Heated and adjustable passenger handholds

## Expedition Sport



**Color:** White/Black, White  
**Platform:** REV-XP, REV-XS  
**Engine:** 550 Fan, 900 ACE, 600 ACE  
**Track:** I6 x I54 x I.5 in. (41 x 391 x 3.8 cm) Charger™  
**Suspension:** SC-5U  
**Shocks:** Motion Control front and center, HPG rear

**FEATURES:**

- Pilot DS 2 skis
- Electric start and reverse
- NEW Passengers handholds
- Cargo rack, hitch

You imagined a sled that could do everything. We got to work.

The Expedition model has a unique design and feature collection so you can cruise trails. Explore the backwoods. Pull a drag. And enjoy every minute.



# Utility Technology

You work your sled harder than anyone.  
We fine-tune our utility technology.

We got back to work and tweaked our lineup to ensure you had all the tools and technology you need to get the job done.



Skandic WT



Tundra LT

1 **REV-XU Platform**

We start with a solid base in creating true sport-utility sleds. The REV-XU chassis is strong and its driver position is comfortable if you're cruising down trails or heading out into the bush. And its three utility body styles—Expedition, Skandic and Tundra—are equally suited for making an impression or making a buck.

2 **LTS Front Suspension**

Our exclusive telescopic design is unrivalled for slow-speed, off-trail riding—it allows for a flat and wide belly pan that acts like a toboggan, sliding on deep snow and over obstacles.

3 **SC-5U Rear Suspension**

Refined ride both on trail and on powder. Its articulated rail can be freed up to move to reduce its footprint on packed snow for easier cornering and to enable reverse in deep snow. It can also be locked into place when towing.

4 **Large Tracks**

If you're going to be floating or pulling, you want all the track you can get. Our sport-utes feature tracks all the way up to a massive 24 in. (61 cm) on a Skandic SWT, 20 in. (51 cm) on a Skandic WT and 16 in. (41 cm) on a Tundra.

5 **Synchromesh Transmission**

Take off from a stop smoothly, even with a heavy load, thanks to one reverse and two forward gears. Can be shifted on the fly. (Skandic only)

6 **Rotax ACE Engines with iTC System**

Not only do you get outstanding fuel efficiency and ultra low maintenance, but the iTC throttle-by-wire system lets you choose one of three driving modes. Also, you can limit speed with the Learning Key, or position as a finger or thumb throttle. 900 ACE engine is 90 hp; the 600 ACE engine is 60 hp and is the most fuel efficient in the industry.

**NEW** Finger Throttle. And now the throttle block can be rotated for use with fingers or thumb throttle.

All features not available on all models. See specifications on pages 35-36 for details.

Skandic



They say to find a job you love.  
We love making you love yours.

Sure our Skandic sleds can get the job done like no other. But they're also designed to be so comfortable, easy and fun that it's hard to tell the week from the weekend.

## Skandic SWT



Color: Yellow/Black  
Platform: REV-XU  
Engine: 600 H.O. E-TEC, 900 ACE  
Track: 24 x 156 x 1.25 in. (61 x 396 x 3.2 cm)  
Front Suspension: LTS  
Rear Suspension: SC-5U

**FEATURES:**

- Synchromesh transmission 2-I-N-R
- Pilot DS 2 skis with 10-in. (25 cm) liner
- Air radiator with electric fan
- Rack, hitch
- Underseat storage

## SKANDIC WT



Color: Yellow/Black  
Platform: REV-XU  
Engine: 600 H.O. E-TEC, 550 Fan, 900 ACE, 600 ACE  
Track: 20 x 154 x 1.5 in. (51 x 391 x 3.8 cm)  
Front Suspension: LTS  
Rear Suspension: SC-5U

**FEATURES:**

- Synchromesh transmission 2-I-N-R
- Pilot DS 2 skis
- Air radiator with electric fan
- Rack, hitch
- Underseat storage



You go where others don't – or can't.  
We designed the Tundra sled so you will.

With unique deep-snow ability, there's almost nowhere the Tundra can't reach.

It's versatile enough for making a living or making memories. And with the refreshed Tundra Xtreme, you'll make your buddies jealous.

Tundra

### Tundra Xtreme



Color: Race Orange/Black  
Platform: REV-XU  
Engine: 600 H.O. E-TEC  
Track: 16 x 154 x 2.25 in. (41 x 391 x 5.7 cm) PowderMax  
Suspension: SC-5U

#### FEATURES OVER LT:

- 600 H.O. E-TEC engine
- 2.25-in. (5.7 cm) lug PowderMax track
- REV-XP X seat with storage
- Forward steering position standard
- REV-XM running boards
- LinQ system cleats
- LED taillight

### Tundra LT



Color: White  
Platform: REV-XU  
Engine: 550 Fan, 600 ACE  
Track: 16 x 154 in. x 1.5 in. (41 x 391 x 3.8 cm) Charger  
Suspension: SC-5U

#### FEATURES OVER SPORT:

- Longer track
- Higher windshield
- Hitch

### Tundra Sport



Color: White  
Platform: REV-XU  
Engine: 550 Fan, 600 ACE  
Track: 16 x 137 x 1.25 in. (41 x 348 x 3.2 cm) Cobra  
Suspension: SC-5M

#### FEATURES:

- Pilot DS 2 skis
- 32-in. (81 cm) narrow ski stance
- Integrated bumpers
- Rack



**Build your perfect sled.**  
Go to [ski-doo.com](http://ski-doo.com).



MOUNTAIN GEAR




Helium 30 Jacket + XP-R2 Carbon Light Helmet +  
Ski-Doo Helium Goggles by Scott



MCode Jacket + MCode Gloves + XP-2 Altitude Helmet +  
Helium Electric Wireless Goggles



Helium 50 Jacket + Helium 50 Highpants +  
Ski-Doo Helium Goggles by Scott + LinQ Tunnel Backpack



Ladies' MCode Jacket + XP-2 Dimension Helmet +  
Ski-Doo Holessot Goggles by Scott



PERFORMANCE GEAR



Sno-X Jacket + Ladies' X-Team Race Edition Jacket + X-Team Winter Jacket



Sno-X Jacket + XP-2 Dimension Helmet +  
Signature LED Light for Handguards



X-Team Winter Jacket





**T**  
TOURING GEAR

Absolute Trail Jacket + XP-R2 Carbon Light Helmet + Ski-Doo Helium Goggles by Scott



Men's and Ladies' Absolute Q Jacket + Vintage Rabbit Fur Hat + Reversible Beanie



HOW DO YOU  
SHOW YOUR  
SKI-DOO  
PRIDE?



**R**  
RECREATIONAL GEAR

Ladies' Modular 3 Diva Helmet



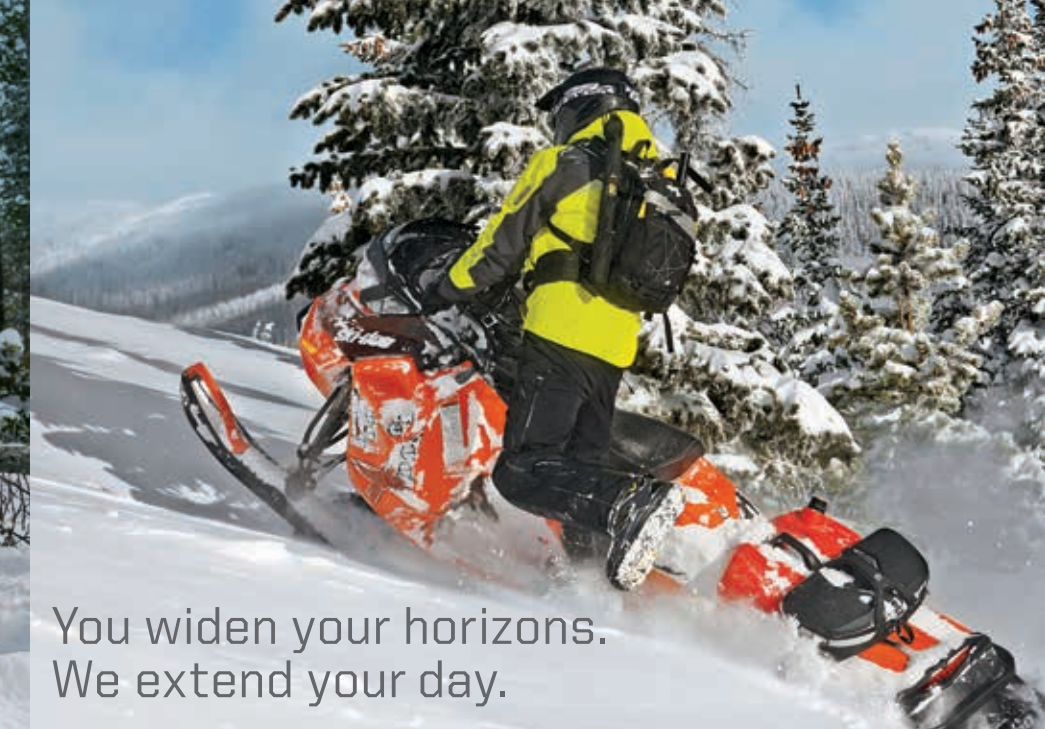
Holeshot Jacket + Classic Highpants + Vintage Rabbit Fur Hat



Men's and Ladies' Track & Trail Jacket + Trail Highpants



You work hard.  
We carry your tools.



You widen your horizons.  
We extend your day.

**LinQ**  
SYSTEM™

Watch how fast and easy the LinQ system is at: [www.ski-doo.com/videos/gallery](http://www.ski-doo.com/videos/gallery)

**FAST**  
Instantly "plug in"  
accessories

**EASY**  
No tools  
required

**SECURE**  
Full-lock  
mechanism

**UNIQUE**  
to  
Ski-Doo












You play hard.  
We bring your toys.



You crave freedom.  
We protect your gear.



# Specifications

STEP 1	MOUNTAIN				EXTREME MOUNTAIN		CROSSOVER						TRAIL				
	MODEL	SUMMIT				FREERIDE		RENEGADE						MXZ			
																	
	CHOOSE YOUR PACKAGE	X WITH T3 PACKAGE	X	SP	SPORT	137	146/154	X-RS	X	ADRENALINE	SPORT	BACKCOUNTRY X	BACKCOUNTRY	X-RS	X	TNT	SPORT
	COLOR	Sunburst Yellow	Race Orange Black	Lava Red/Black Black	Black	Manta Green/Magenta	Manta Green/Magenta	Fusion Red/Sunburst Yellow	Race Orange/Black Black (800R, 600 H.O.)	Catalyst Grey/Race Orange (800R, 600 H.O., 900 ACE) Black	Black (600 Carb) Catalyst Grey/Race Orange (600 ACE)	Race Orange/Black Black	Catalyst Grey/Race Orange Black	Fusion Red/Sunburst Yellow	Sunburst Yellow/Black Black (800R, 600 H.O.)	Catalyst Grey/Sunburst Yellow (800R, 600 H.O., 900 ACE) Black	Black (600 Carb) Catalyst Grey/Sunburst Yellow (600 ACE)
	FEATURES	REV-XM	REV-XM	REV-XM	REV-XP	REV-XM RS	REV-XM RS	REV-XS RS	REV-XS (800R, 600 H.O.) REV-XR (1200) Pilot 5.7 REV-XP X with storage Aluminum with J-hooks	REV-XS (800R, 600 H.O., 900 ACE) REV-XR (1200) Pilot 5.7 REV-XP X with storage Aluminum with J-hooks	REV-XP (600 Carb) REV-XS (600 ACE) Pilot 5.7 REV-XP with storage Straight aluminum with J-hooks Optional (600 Carb) Standard (600 ACE) RER (600 Carb) Mechanical (600 ACE)	REV-XS	REV-XS	REV-XS RS	REV-XS (800R, 600 H.O.) REV-XR (1200) Pilot 5.7 REV-XP X with storage Straight aluminum with J-hooks Standard	REV-XS (800R, 600 H.O., 900 ACE) REV-XR (1200) Pilot 5.7 REV-XP X with storage Straight aluminum with J-hooks Standard	REV-XP (600 Carb) REV-XS (600 ACE) Pilot 5.7 REV-XP with storage Straight aluminum with J-hooks Optional (600 Carb) Standard (600 ACE) RER (600 Carb) Mechanical (600 ACE)
	PLATFORM	Pilot DS 3 REV-XM light weight with storage Aluminum, tapered with J-hooks/Grab handle Optional	Pilot DS 2 REV-XM light weight with storage Aluminum, tapered with J-hooks/Grab handle Optional	Pilot DS 2 REV-XM light weight with storage Aluminum with J-hooks/ Grab handle Optional	Pilot DS 2 REV-XP X with storage Straight aluminum with J-hooks/ Grab handle Optional (accessory)	Pilot DS 2 REV-XM light weight with storage Aluminum, tapered with J-hooks/Grab handle Standard	Pilot DS 2 REV-XM light weight with storage Aluminum, tapered with J-hooks/Grab handle Optional	Pilot 5.7 REV-XP X narrow with storage Straight aluminum with J-hooks Optional	Standard	Standard	Standard	Pilot DS 2 REV-XP X with storage Aluminum with J-hooks/ Grab handle Standard	Pilot DS 2 REV-XP X with storage Aluminum with J-hooks/ Grab handle Standard	Pilot 5.7 REV-XP X narrow with storage Straight aluminum with J-hooks Optional (800R) Standard (600 H.O.) RER	Pilot 5.7 REV-XP X with storage Straight aluminum with J-hooks Standard	Pilot 5.7 REV-XP X with storage Straight aluminum with J-hooks Standard	Pilot 5.7 REV-XP with storage Straight aluminum with J-hooks Optional (600 Carb) Standard (600 ACE) RER (600 Carb) Mechanical (600 ACE)
	ELECTRIC START	Optional	Optional	Optional	Optional	Optional	Optional	Optional	Optional	Optional	Optional	Optional	Optional	Optional	Optional	Optional	Optional
	REVERSE	RER	RER	RER	RER	RER	RER	RER	RER (800R, 600 H.O.) Mechanical (1200) Standard Optional 285/12 (800R, 600 H.O.) 250/10 (1200) Optional	RER (800R, 600 H.O.) Mechanical (900 ACE,1200) Standard Optional 375/15	RER (600 Carb) Mechanical (600 ACE) Standard Optional 375/15	RER	RER	RER	RER (800R, 600 H.O.) Mechanical (1200) Standard Optional 285/12 (800R, 600 H.O.) 250/10 (1200) Optional	RER (800R, 600 H.O.) Mechanical (900 ACE, 1200) Standard Optional 375/15	RER (600 Carb) Mechanical (600 ACE) Standard Optional 375/15
	HEATED GRIPS	Standard	Standard	Standard	Standard	Standard	Standard	Standard	Standard	Standard	Standard	Standard	Standard	Standard	Standard	Standard	Standard
MIRRORS	Optional	Optional	Optional	Optional	Optional	Optional	Optional	Optional	Optional	Optional	Optional	Optional	Optional	Optional	Optional	Optional	
WINDSHIELD (MM/IN)	285/12	285/12	285/12	375/15	152/6	152/6	152/6	285/12 (800R, 600 H.O.) 250/10 (1200) Optional	375/15	375/15	285/12	375/15	152/6	285/12 (800R, 600 H.O.) 250/10 (1200) Optional	375/15	375/15	
HITCH	Optional	Optional	Optional	Optional	Optional	Optional	Optional	Optional	Optional	Optional	Optional	Optional	Optional	Optional	Optional	Optional	
GAUGE	Multifunction Standard Standard Standard Standard	Multifunction Standard Standard Standard Standard	Multifunction Standard Standard Standard Standard	Analog with display Standard Standard Standard Optional	Multifunction Standard Standard Standard Standard	Multifunction Standard Standard Standard Standard	Multifunction Standard Standard Standard Standard	Multifunction Standard Standard Standard Standard	Multifunction Standard Standard Standard Standard	Analog with display Standard Standard Standard Optional	Analog with display Standard Standard Standard Optional (600 ACE)	Multifunction Standard Standard Standard Standard	Analog with display Standard Standard Standard Optional	Multifunction Standard Standard Standard Standard	Multifunction Standard Standard Standard Standard	Analog with display Standard Standard Standard Optional	Analog with display Standard Standard Standard Optional (600 ACE)
SPEEDOMETER	Standard	Standard	Standard	Standard	Standard	Standard	Standard	Standard	Standard	Standard	Standard	Standard	Standard	Standard	Standard	Standard	Standard
TACHOMETER	Standard	Standard	Standard	Standard	Standard	Standard	Standard	Standard	Standard	Standard	Standard	Standard	Standard	Standard	Standard	Standard	Standard
FUEL GAUGE	Standard	Standard	Standard	Standard	Standard	Standard	Standard	Standard	Standard	Standard	Standard	Standard	Standard	Standard	Standard	Standard	Standard
ENGINE TEMPERATURE GAUGE	Standard	Standard	Standard	Standard	Standard	Standard	Standard	Standard	Standard	Standard	Standard	Standard	Standard	Standard	Standard	Standard	Standard
SUSPENSION	RAS 2 HPG Plus tMotion rMotion QUICK ADJUST SYSTEM N/A HPG Plus CENTER SHOCK HPG Plus REAR SHOCK	Dual A-arms HPG Plus tMotion N/A HPG Plus HPG Plus	Dual A-arms HPG tMotion N/A HPG HPG	Dual A-arms Motion Control tMotion N/A Motion Control HPG	Dual A-arms KYB PRO 40 R Easy-Adjust rMotion N/A KYB PRO 40 Easy-Adjust KYB PRO 40 Easy-Adjust	Dual A-arms KYB PRO 40 R Easy-Adjust rMotion N/A KYB PRO 40 Easy-Adjust KYB PRO 40 Easy-Adjust	RAS 2 KYB PRO 40 R Easy-Adjust rMotion Optional HPG Plus KYB PRO 40 Easy-Adjust	RAS 2 HPG Plus R rMotion Optional HPG Plus KYB PRO 36 Easy-Adjust	RAS 2 HPG Plus rMotion Optional N/A HPG Motion Control HPG	RAS 2 HPG Plus Motion Control SC-5M N/A HPG Plus Motion Control HPG	RAS 2 HPG Plus rMotion N/A HPG Motion Control HPG	RAS 2 HPG Plus rMotion N/A HPG Motion Control HPG	RAS 2 KYB PRO 40 R Easy-Adjust rMotion Optional KYB PRO 40 Easy-Adjust KYB PRO 40 Easy-Adjust	RAS 2 HPG Plus R rMotion Optional HPG Plus KYB PRO 36 Easy-Adjust	RAS 2 HPG Plus rMotion N/A HPG Plus HPG Plus	Dual A-arms Motion Control SC-5 N/A Motion Control Motion Control	
STEP 2	CHOOSE YOUR ROTAX ENGINE	800R E-TEC	800R E-TEC	800R E-TEC	800R PowerT.E.K. 600 Carb	800R E-TEC	800R E-TEC	800R E-TEC	800R E-TEC 600 H.O. E-TEC 1200 4-TEC	800R E-TEC 600 H.O. E-TEC 900 ACE 1200 4-TEC	600 Carb 600 ACE	800R E-TEC	800R E-TEC 600 H.O. E-TEC	800R E-TEC 600 H.O. E-TEC	800R E-TEC 600 H.O. E-TEC 1200 4-TEC	800R E-TEC 600 H.O. E-TEC 900 ACE 1200 4-TEC	600 Carb 600 ACE
	FUEL TANK (LITERS/GALLONS) OIL TANK (LITERS/QUARTS)	40/10.6 3.7/3.9	40/10.6 3.7/3.9	40/10.6 3.7/3.9	40/10.6 3.7/3.9	40/10.6 3.7/3.9	40/10.6 3.7/3.9	40/10.6 3.7/3.9	40/10.6 3.7/3.9 (800R, 600 H.O.) 3.5/3.7 (1200)	40/10.6 3.7/3.9 (800R, 600 H.O.) 3.3/3.5 (900 ACE) 3.5/3.7 (1200)	40/10.6 3.7/3.9 (600 Carb) 2.1/2.2 (600 ACE)	40/10.6 3.7/3.9	40/10.6 3.7/3.9	40/10.6 3.7/3.9	40/10.6 3.7/3.9 (800R, 600 H.O.) 3.5/3.7 (1200)	40/10.6 3.7/3.9 (800R, 600 H.O.) 3.3/3.5 (900 ACE) 3.5/3.7 (1200)	40/10.6 3.7/3.9 (600 Carb) 2.1/2.2 (600 ACE)
STEP 3	CHOOSE YOUR TRACK	3 in. PowderMax 3 FlexEdge	2.5 in. PowderMax 2 FlexEdge	2.5 in. PowderMax 2 FlexEdge	2.25 in. PowderMax FlexEdge	1.75 in. PowderMax FlexEdge 2.25 in. PowderMax FlexEdge	2.5 in. PowderMax 2 FlexEdge	1.5 in. RipSaw 1.25 in. Ice Ripper XT	1.25 in. RipSaw 1.25 in. Ice Ripper XT (without Q.A.S. only) [800R, 600 H.O.]	1.25 in. RipSaw	1.25 in. Cobra	1.75 in. PowderMax FlexEdge	1.75 in. PowderMax FlexEdge	1.25 in. RipSaw 1.25 in. Ice Ripper XT (without Q.A.S. only)	1.25 in. RipSaw 1.25 in. Ice Ripper XT (with premium color only and without Q.A.S.) [800R, 600 H.O.]	1.25 in. RipSaw	1.25 in. RipSaw
	SKI STANCE (MM/IN)	907 or 950/35.7 or 37.4	907 or 950/35.7 or 37.4	907 or 950/35.7 or 37.4	907 or 950/35.7 or 37.4	975 or 1019/38.4 or 40.1	975 or 1019/38.4 or 40.1	1077/42.4	1077/42.4	1077/42.4	1077/42.4	975 or 1019/38.4 or 40.1	975 or 1019/38.4 or 40.1	1077/42.4	1077/42.4	1077/42.4	1077/42.4
	TRACK NOMINAL WIDTH (MM/IN)	406/16	406/16	406/16	406/16	406/16	406/16	381/15	381/15	381/15	381/15	406/16	406/16	381/15	381/15	381/15	381/15
	TRACK NOMINAL LENGTH (MM/IN)	4141/163 4420/174	3705/146 3923/154 4141/163 63.5/2.5	3705/146 3923/154 4141/163 63.5/2.5	3705/146 3923/154 4141/163 [800R] 63.5/2.5	3923/154 (800R) 3705/146 (600 Carb)	3923/154 (800R) 3705/146 (600 Carb)	3923/154	3487/137	3487/137	3487/137	3487/137	3487/137	3487/137	3051/120	3051/120	3051/120
TRACK PROFILE HEIGHT (MM/IN)	76.2/3	76.2/3	76.2/3	57.2/2.25	44.5/1.75 57.2/2.25	44.5/1.75 57.2/2.25	38.1/1.5 31.8/1.25	31.8/1.25	31.8/1.25	31.8/1.25	31.8/1.25	44.5/1.75	44.5/1.75	31.8/1.25	31.8/1.25	31.8/1.25	31.8/1.25
OVERALL DIMENSIONS	3445/135.6 (163 in.) 3579/140.9 (174 in.)	3226/127 (146 in.) 3335/131.3 (154 in.) 3445/135.6 (163 in.)	3226/127 (146 in.) 3335/131.3 (154 in.) 3445/135.6 (163 in.) [800R]	3335/131.3 (154 in.) [800R] 3335/131.3 (154 in.) [600 Carb]	3110/122.4	3226/127 (146 in.) 3335/131.3 (154 in.)	2905/114.4	3110/122.4	3110/122.4	3110/122.4	3110/122.4	3110/122.4	3110/122.4	2905/114.4	2905/114.4	2905/114.4	2905/114.4
WIDTH (MM/IN)	1081 to 1126/42.6 to 44.3	1081 to 1126/42.6 to 44.3	1081 to 1126/42.6 to 44.3	1081 to 1126/42.6 to 44.3	1140 to 1184/44.9 to 46.6	1140 to 1184/44.9 to 46.6	1217/47.9 1200/47.2	1217/47.9	1217/47.9	1217/47.9	1217/47.9	1159 to 1204/45.6 to 47.4	1159 to 1204/45.6 to 47.4	1217/47.9 1200/47.2	1217/47.9 1210/47.6 (800R, 600 H.O.) 1130/44.5 (1200)	1217/47.9 1210/47.6	1217/47.9 1210/47.6
HEIGHT (MM/IN)	1346/53	1346/53	1346/53	1346/53	1300/51.2	1300/51.2	1200/47.2	1130/44.5 (1200)	1130/44.5 (1200)	1130/44.5 (1200)	1130/44.5 (1200)	1245/49	1210/47.6	1200/47.2	1130/44.5 (1200)	1210/47.6	1210/47.6
OFFICIAL DRY WEIGHT (KG/LB)	208/459 (163 in.) 210/464 (174 in.)	206/454 (146 in.) 208/459 (154 in.) 211/464 (163 in.)	208/459 (146 in.) [800R] 210/464 (154 in.) [800R] 213/469 (163 in.) [800R] 206/454 (146 in.) [600 H.O.] 207/456 (154 in.) [600 H.O.]	206/455 (800R) 196/432 (600 Carb)	231/509	220/485 (146 in.) 222/489 (154 in.)	218/480	220/485 (800R) 216/476 (600 H.O.) 235/518 (1200)	220/486 (800R) 216/477 (600 H.O.) 228/503 (900 ACE) 239/528 (1200)	197/435 (600 Carb) 215/475 (600 ACE)	224/494	213/469 (800R) 219/482 (600 H.O.)	209/461 (800R) 217/479 (600 H.O.)	213/470 (800R) 207/456 (600 H.O.) 231/510 (1200)	211/466 (800R) 207/456 (600 H.O.) 220/485 (900 ACE) 229/505 (1200)	191/420 (600 Carb) 208/459 (600 ACE)	



Specifications

		LUXURY PERFORMANCE		TOURING			TOURING-UTILITY			UTILITY		RECREATION-UTILITY		
	MODEL	GSX		GRAND TOURING			EXPEDITION			SKANDIC		TUNDRA		
														
CHOOSE YOUR PACKAGE	SE	LE	SE	LE	SPORT	SE	LE	SPORT	SWT	WT	XTREME	LT	SPORT	
COLOR	Platinum Satin	Viper Red	Platinum Satin	Black	White/Black (550F) White/White (600 ACE)	Platinum	Black	White/Black (550F) White/White (900 ACE, 600 ACE)	Yellow/Black	Yellow/Black	Race Orange/Black	White/White	White/White	
FEATURES	PLATFORM	REV-XR	REV-XS (600 H.O., 900 ACE) REV-XR (1200)	REV-XR	REV-XR	REV-XP (550F) REV-XS (600 ACE) Pilot 5.7 SL 2-up	REV-XU	REV-XU	REV-XP (550F) REV-XS (900 ACE, 600 ACE) Pilot DS 2 2-up	REV-XU	REV-XU	REV-XU	REV-XU	REV-XU
	SKIS	Pilot 5.7	REV-XP (heated)	Pilot 5.7	Pilot 5.7 SL	Pilot 5.7 SL	Pilot DS 2	Pilot DS 2	Pilot DS 2	Pilot DS 2 with 10-in. liner	Pilot DS 2	Pilot DS 2	Pilot DS 2	Pilot DS 2
	SEATING	REV-XP (heated)		2-up	2-up	2-up	2-up modular with underseat storage	2-up modular with underseat storage	2-up	2-up modular with underseat storage	2-up modular with underseat storage	REV-XP X narrow with storage	REV-XP 2-up with strap	REV-XP 2-up with strap
	HANDLEBAR	Bent painted steel/Steering cover	Aluminum with J-hooks	Bent painted steel/Steering cover	Bent painted steel/Steering cover	Aluminum with J-hooks	4 positions, adjustable tilt steering/Painted steel/J-hooks/Grab handle	Painted steel with J-hooks/Grab handle	Aluminum with J-hooks	Painted steel with J-hooks/Grab handle	Painted steel with J-hooks/Grab handle	Aluminum with J-hooks/Grab handle	Straight aluminum handlebar with integrated J-hooks/Grab handle	Straight aluminum handlebar with integrated J-hooks/Grab handle
	ELECTRIC START	Standard	Standard	Standard	Standard	Standard	Standard	Standard	Standard	Standard	Standard	Standard	Standard	Standard
	REVERSE	RER (800R, 600 H.O.) Electronic (1200)	RER (600 H.O.) Electronic (900 ACE, 1200)	Electronic	RER (600 H.O.) Electronic (900 ACE,1200)	Electronic (550F) Mechanical (600 ACE)	Mechanical	Mechanical	Mechanical (900 ACE, 600 ACE)	Mechanical	Mechanical	RER	RER (550F) Mechanical (600 ACE)	RER (550F) Mechanical (600 ACE)
	HEATED GRIPS	Standard	Standard	Standard	Standard	Standard	Standard	Standard	Standard	Standard	Standard	Standard	Standard	Standard
	MIRRORS	Standard	Standard	Standard	Standard	Standard	Standard	Standard	Standard	Standard	Standard	Standard	Standard	Standard
	WINDSHIELD (MM/IN)	410/16	375/15 (600 H.O., 900 ACE) 410/16 (1200)	620/24	620/24	450/18	580/23	580/23	445/17.5 (550F) 460/18 (900 ACE, 600 ACE)	580/23	580/23	254/10	445/17.5	394/15.5
	HITCH	Optional		Optional	Optional	Optional	Tongue type	Tongue type	Tongue type	Tongue type	Tongue type	Optional	Tongue type	Optional
GAUGE	Multifunction	Multifunction	Multifunction	Multifunction	Analog with display	Multifunction	Multifunction	Analog with display	Analog with display	Analog with display	Analog with display	Analog with display	Analog with display	
SPEEDOMETER	Standard	Standard	Standard	Standard	Standard	Standard	Standard	Standard	Standard	Standard	Standard	Standard	Standard	
TACHOMETER	Standard	Standard	Standard	Standard	Standard	Standard	Standard	Standard	Standard	Standard	Standard	Standard	Standard	
FUEL GAUGE	Standard	Standard	Standard	Standard	Standard	Standard	Standard	Standard	Standard	Standard	Standard	Standard	Standard	
TEMPERATURE GAUGE	Standard	Standard	Standard	Standard	Optional (600 ACE)	Standard	Standard	Optional (900 ACE, 600 ACE)	N/A	N/A	N/A	N/A	N/A	
SUSPENSION	Dual A-arms	Dual A-arms	Dual A-arms	Dual A-arms	Dual A-arms	Dual A-arms	Dual A-arms	Dual A-arms	LTS	LTS	LTS	LTS	LTS	
FRONT SUSPENSION	HPG	HPG	HPG	HPG	Motion Control	Motion Control	Motion Control	Motion Control	Motion Control	Motion Control	Motion Control	Motion Control	Motion Control	
FRONT SHOCK	rMotion	rMotion	rMotion	rMotion	SC-5M	SC-5U	SC-5U	SC-5U	SC-5U	SC-5U	SC-5U	SC-5U	SC-5U	
REAR SUSPENSION	HPG	HPG	HPG	HPG	Motion Control	Motion Control	Motion Control	Motion Control	Motion Control	Motion Control	HPG	HPG	Motion Control	
CENTER SHOCK	ACS (air spring)	HPG	ACS (air spring)	HPG	HPG	HPG	HPG	HPG	HPG	HPG	HPG	HPG	HPG	
REAR SHOCK														
CHOOSE YOUR ROTAX ENGINE	800R E-TEC 600 H.O. E-TEC 1200 4-TEC	600 H.O. E-TEC 900 ACE 1200 4-TEC	1200 4-TEC	600 H.O. E-TEC 900 ACE 1200 4-TEC	550F 600 ACE	600 H.O. E-TEC 900 ACE 1200 4-TEC	600 H.O. E-TEC 900 ACE 1200 4-TEC	550F 900 ACE 600 ACE	600 H.O. E-TEC 900 ACE 1200 4-TEC	550F 900 ACE 600 ACE	600 H.O. E-TEC 900 ACE	550F 900 ACE 600 ACE	550F 600 ACE	550F 600 ACE
	FUEL TANK (LITERS/GALLONS) OIL TANK (LITERS/QUARTS)	40/10.6 3.7/3.9 (800R, 600 H.O.) 3.5/3.7 (1200)	40/10.6 3.7/3.9 (600 H.O.) 3.3/3.5 (900 ACE) 3.5/3.7 (1200)	40/10.6 3.5/3.7	40/10.6 3.7/3.9 (600 H.O.) 3.3/3.5 (900 ACE) 3.5/3.7 (1200)	40/10.6 3.7/3.9 (550F) 2.1/2.2 (600 ACE)	45/12 2.8/3 (600 H.O.) 3.3/3.5 (900 ACE) 3.5/3.7 (1200)	45/12 2.8/3 (600 H.O.) 3.3/3.5 (900 ACE) 3.5/3.7 (1200)	40/10.6 3.7/3.9 (550F) 3.3/3.5 (900 ACE) 2.1/2.2 (600 ACE)	45/12 2.8/3 (600 H.O.) 3.3/3.5 (900 ACE) 2.1/2.2 (600 ACE)	40/10.6 2.8/3 (600 H.O.) 3.3/3.5 (900 ACE)	45/12 2.8/3 (600 H.O., 550F) 3.3/3.5 (900 ACE) 2.1/2.2 (600 ACE)	40/10.6 3.7/3.9 (550F) 2.1/2.2 (600 ACE)	40/10.6 3.7/3.9 (550F) 2.1/2.2 (600 ACE)
CHOOSE YOUR TRACK	1.25 in. RipSaw 1077/42.4 381/15 3487/137 31.8/1.25	1.25 in. RipSaw 1077/42.4 381/15 3051/120 31.8/1.25	1 in. RipSaw with SilentDrive 1077/42.4 381/15 3487/137 25.4/1	1 in. RipSaw with SilentDrive 1077/42.4 381/15 3487/137 25.4/1	1.25 in. RipSaw 1077/42.4 381/15 3487/137 31.8/1.25	1.25 in. 975 or 1018/38.4 or 40.1 500/20 3923/154 31.8/1.25	1.25 in. 975 or 1018/38.4 or 40.1 500/20 3923/154 31.8/1.25	1.5 in. Charger 975 or 1018/38.4 or 40.1 500/20 3923/154 38.1/1.5	1.25 in. 900/35.4 606/24 3968/156 31.8/1.25	1.5 in. 900/35.4 406/20 3923/154 38.1/1.5	2.25 in. PowderMax 813/32 406/16 3923/154 57.2/2.25	1.5 in. Charger 813/32 406/16 3923/154 38.1/1.5	1.25 in. Cobra 813/32 406/16 3456/137 31.8/1.25	
	OVERALL DIMENSIONS	3110/122.4 1217/47.9 1338/52.7	2905/114.4 1217/47.9 1200/47.2 (600 H.O., 900 ACE) 1270/49.3 (1200)	3226/127 1217/47.9 1370/53.9	3226/127 1217/47.9 1370/53.9	3110/122.4 1217/47.9 1275/50.2	3240/128 1150 or 1192/45.3 or 46.9 1330/52.3	3230/127 1150 or 1192/45.3 or 46.9 1330/52.3	3329/131.6 1159 or 1204/45.6 or 47.4 1275/50.2	3240/127.5 1076/42.4 1330/52.3	3240/127.5 1076/42.4 1330/52.3	3329/131.6 1002/39.4 1296/51	3329/131.6 1002/39.4 1325/52.2	3069/120.8 1002/39.4 1278/50.3
OFFICIAL DRY WEIGHT	221/488 (800R) 215/474 (600 H.O.) 249/549 (1200)	206/455 (600 H.O.) 227/501 (900 ACE) 240/529 (1200)	276/609	246/542 (600 H.O.) 259/570 (900 ACE) 269/594 (1200)	225/495 (550F) 231/510 (600 ACE)	298/657 (600 H.O.) 313/690 (900 ACE) 322/710 (1200)	278/613 (600 H.O.) 290/640 (900 ACE) 301/663 (1200)	234/515 (550F) 253/558 (900 ACE) 244/537 (600 ACE)	303/667 (600 H.O.) 315/694 (900 ACE)	285/628 (600 H.O.) 269/594 (550F) 297/655 (900 ACE) 284/627 (600 ACE)	225/495	219/483 (550F) 229/505 (600 ACE)	210/463 (550F) 219/482 (600 ACE)	

© 2014 Bombardier Recreational Products Inc. (BRP). All rights reserved.™, ® and the BRP logo are trademarks of BRP or its affiliates. In the U.S.A., products are distributed by BRP US, Inc. PowderMax and RipSaw are trademarks of Can-Am Inc. KVB is a trademark of KVB Americas Corporation. SilentDrive is a trademark of the Gates Corporation. Formula 1 is a trademark of Formula One World Championship Limited. (Montana is a registered trademark of Garmin Ltd. For advertising purposes, some seating is depicted in this brochure include professional riders and racers executing maneuvers or performances under ideal and/or controlled conditions. Do not attempt any of these risky maneuvers if they're beyond your level of riding ability, as well as your understanding and respect for the performance of your snowmobile. Always consult your snowmobile dealer when selecting a snowmobile for your particular needs and carefully read and pay special attention to your Operator's Guide, Safety Handbook and to the on-production labeling on your snowmobile. Always ride responsibly and safely. Severe injury, including death, can result from ignoring warnings or through improper use of snowmobiles. Use common sense and courtesy. Always observe applicable local laws and regulations. Respect the rights and keep a safe distance from other recreationists and/or bystanders. Always wear the appropriate protective clothing, including a helmet. Because of our ongoing commitment to product quality and innovation, BRP reserves the right, at any time, to discontinue or change specifications, prices, designs, features, models or equipment without incurring obligation. Some models depicted herein may contain accessories or be shown with options which are available at extra cost from your authorized dealer/passenger weight. BRP is a proud member of SSCC (Snowmobile Safety Certification Committee), ISMA (International Snowmobile Manufacturers Association) and Trade Lightly, Inc. and the SKI-HOO dealer. Snowmobile performance may vary depending on, among others, general winter conditions, type of snow on which the units is used, ambient temperature, altitude, riding ability and rider/passenger weight. By being a member of these important snowmobile associations, we recognize and support their efforts in sharing the responsibility in promoting the growth of our sport.

USA

headlight

BRP





## THE WORLD IS OUR PLAYGROUND

Nothing is more valuable than your playtime. That is why BRP is dedicated to continually finding new and better ways to help you enjoy your favorite powersports. From snow to water to both on- and off-road fun, our passion for adventure fuels the innovations that result in the ultimate powersports experience for our customers. We value



the land and water we play on and are committed to protecting it. Our desire to thrill is paired with an emphasis on rider responsibility, placing personal safety above all else. So that each outing can be the most enjoyable, memorable and thrilling experience possible. Because your free time should always be your best time.

[www.brp.com](http://www.brp.com)



SKI-DOO® LYNX® SEA-DOO® EVINRUDE® ROTAX® CAN-AM®

ENGLISH FSC FPO