# CROSS AUGER



- Full length augers to prevent hang ups.
- Compatible with All draper models.
- Swept back center paddles increase flow.
- Angled Stripper Bar to prevent wrapping.

## INDUSTRY LEADING FEATURES



PATENTED ANGLED STRIPPER BAR



CENTER PADDLES

# FLEX-END TECHNOLOGY







Multi-cord bonded rubber connection allows the auger to seamlessly follow the movement of the header. The double chain flex joint eliminates the need for high wear parts at the center coupler.

# INCREASE COMBINE SPEED OVER 50%



**Exchange your worn out MacDon cross auger for up to $3000.00 core credit. Contact us for details.**

# Harvest MORE Crop FASTER

**WWW.AGSHIELD.COM**
**800-561-0132**

© AgShield MFG 2024

AG SHIELD

# LAND ROLLER




- 1, 3, 5 Section models 11 to 70 feet.
- Maintain a smooth & stone free surface.
- Increase seed germination.
- Increase yield & save your combine.




Transport



Diagonal Pull Arm

## 450 lbs/ft CRUSHING DOWN FORCE



# FEATURES & BENEFITS



## PASTURE DOCTOR

Seed, pack and level over-grown rodent mounds in a single pass.




## LEVELING BLADE

Cut rodent mounds flush and roll sod flat.
Faster harvest speeds on smoother fields.



## WATER FILL KIT

Easily add water to increase crushing down-force.



## SAVE YOUR COMBINE

Eliminate added expense and downtime caused by rocks in your field.

## STANDARD FEATURES:

- 4-way floating HD knuckles with 1 3/4" pins
- Hydraulic floating hitch (minimizes frame stress)
- Highway rated tires
- HD #213 bearings with 2 1/2" replaceable shafts
- Self-stowing transport safety locks
- Main transport tires act as packers between the outer drums in field position on the 5 section model (Patented design)
- Acre Counter

## OPTIONS:

- Patented Leveling Blade (up to 52' wide)
- Water Fill Kit w/ 3" banjo couplings (up to 52' wide)
- Factory Installed Valmar or Tecknic Seed Applicator (up to 52' wide)

# Harvest MORE Crop FASTER

**WWW.AGSHIELD.COM**
**800.561.0132**

© AgShield MFG 2024

AG SHIELD

# AG SHIELD HAY CONDITIONER

## PAYS FOR ITSELF IN LESS THAN A SEASON!

The Ag Shield Recon is an innovative hay conditioner that significantly cuts hay dry down time (30-60%). The Recon's roller design provides unmatched moisture release with its exclusive crimping frequency and can be outfitted with a mounted tedder and side deflectors for complete control of swath structure and air flow. The Recon hay conditioner gives you more control over harvesting your hay and helps maximize the quality.

### STANDARD FEATURES

- Precision-timed & lathed steel rollers
- Quick-Set roller clearance adjustment
- Drive line 115 HP slip clutch
- Crushes stems every other inch
- High field speeds of up to 10 MPH
- Highway rated flotation tires
- High impact side deflectors
- Hydraulically controlled deflectors





**Recon 300** - Pull type comes standard with tires and hubs rated for highway speeds for smooth operation in the field and reduced transport time.



**Recon 400** - 3 point hitch has a pivoting body that allows you to angle the machine 25 degrees to combine two swaths to save a raking pass.



Precision timed and lathed rollers combined with hydraulic pressure opens stems fast and efficiently on all types of forage and cereal crops.



Side deflectors invert and move the swath onto dry ground to speed up the drying process and at the same time adjusting swath width to match baler.

## Models

Recon 300 - 7ft rolls with 540 PTO
Recon 300 - 7ft rolls with 1000 PTO
Recon 300 - 9ft rolls with 1000 PTO
Recon 400 - 9ft rolls with 1000 PTO

## Options

Hydraulic drive 7ft Spin Spreader
Hydraulic drive 9ft Spin Spreader
Side deflector extensions
3 PT quick hitch Category II

**CALL US FOR MORE INFO**

**888.995.2728**

**www.agshield.com**

© AgShield MFG 2019

# AG SHIELD

# 3 PT ROADSIDE SPRAYER

## SAVING DOLLARS, SAFER ROADS

Ag Shield Roadside Sprayers give road maintenance crews cutting edge control while minimizing costs. Road side spraying with grading schedules improves road quality and decreases the number of grader passes. In addition to this, Ag Shield's patented sprayer shield provides the best drift control available for unmatched precision and safety.

### STANDARD FEATURES

Patented Shielded Boom
12v DC pump
(4-6 GPM at 60 PSI)
In-cab sprayer controls
60 gallon tank

T-Jet 3 way rollover nozzle bodies
(5, 10 & 15 gallon nozzles)
Gauge wheel for boom level
Boom break-away
Chemical inductor







Ag Shield Roadside Sprayers feature a breakaway boom with gauge wheels at the center and outer edge to ensure the boom follows varying terrain. This design ensures that sprayer shield stays in close proximity to the ground, maximizing drift control and safety.




All functions are remotely controlled from the cab by electric solenoids. Premium hand wand & reel (optional).



Ag Shield Roadside Sprayers are designed for easy transport. Simply fold the boom(s), lock into place and drive to the next job site.

### *Shielded Booms*

7 ft 4 nozzle center (Standard)

Options: 5 ft 3 nozzle left
5 ft 3 nozzle right
7 ft 4 nozzle right

### Options

| | |
|---|---|
| End nozzle | Fire hose |
| Camera | Eye/hand wash |
| Rate controller | Hand wand |

## *CALL US FOR MORE INFO*

## *800-561-0132*

## *www.agshield.com*

© AgShield MFG 2019

AG SHIELD

# TRUCK MOUNT ROADSIDE SPRAYER

## SAVING DOLLARS, SAFER ROADS

Ag Shield Roadside Sprayers give road maintenance crews cutting edge control while minimizing costs. Road side spraying with grading schedules improves road quality and decreases the number of grader passes. In addition to this, Ag Shield's patented sprayer shield provides the best drift control available for unmatched precision and safety.

### STANDARD FEATURES

Patented Shielded Boom
Honda ACE pump
In-cab sprayer controls
425 or 510 gal tank

T-Jet 3 way rollover nozzle bodies
(Varitarget nozzles)
Gauge wheel for boom level
Boom break-away
Chemical inductor







Ag Shield Roadside Sprayers feature a breakaway boom with gauge wheels at the center and outer edge to ensure the boom follows varying terrain. This design ensures that sprayer shield stays in close proximity to the ground, maximizing drift control and safety.



Optional Microtrak autorate controller provides accurate product application. All functions are remotely controlled from the cab by electric solenoids.



Ag Shield Roadside Sprayers are designed for easy transport. Simply fold the boom(s), lock into place and drive to the next job site.

### *Shielded Booms*

7 ft 4 nozzle center (Standard)

Options: 5 ft 3 nozzle left
5 ft 3 nozzle right
7 ft 4 nozzle right

### Options

| | |
|---|---|
| End nozzle | Fire hose |
| Camera | Eye/hand wash |
| Rate controller | Hand wand |
| LED Beacon | 2nd Product tank |

***CALL US FOR MORE INFO***

***800.561.0132***

***www.agshield.com***

© AgShield MFG 2019

# TERRAFORMER

By AG SHIELD




## WHO SAID THE EARTH CAN'T BE FLAT?

- Contour land fast and efficiently
- Maximum width of 8.65 meters (28 ft)
- Infinite blade adjustments 12ft-28ft
- Auto grade and slope control ready
- 12 ft transport width for safe & efficient transportation

## BEST OF BOTH WORLDS!



Capture up to 20 yards



Continuous earth moving

# FEATURES & BENEFITS


Transport Mode


V Mode


V Carry Mode


U Blade Carry Mode


Land Plane Mode


Independent Outer Wings

## STANDARD FEATURES:

- Hardened cutting edges
- Standard construction grade ripper tip & end bits (D7, D9 & D11 Dozer)
- Industrial cylinders (Bolt on glands & induction hardened rods)
- Bull pull hitch - Cat 4 or Cat 5
- Radial flotation tires
- LED clearance, marker, stop & turn lights
- Height and tilt indicator

## OPTIONAL FEATURES:

- Electrical over Hydraulic valves or multipliers
- Scraper Hitch
- Auto slope & tilt control by SD Drain
- RTK & Laser guidance systems
    - SD Drain
    - Trimble
    - Ditch Assist


Left Tilt


Right Tilt


12' Transport width

# Harvest MORE Crop FASTER

**WWW.AGSHIELD.COM**

**800-561-0132**

© AgShield MFG 2024

AG SHIELD

Big Jim MANUFACTURING

# PRODUCT CATALOGUE



JULY 2025

www.harcoag.ca

# CONTENTS


| | |
|---|---|
| Fixed Frame Packer | 3 |
| Superflex Packer | 4 |
| Superflex-Magnum Series Packer | 6 |
| Lawn Rollers | 8 |
| Single Gang Drum Rollers | 9 |
| Vertical Fold Drum Rollers | 10 |
| Municipal Park Roller | 11 |
| FW8800 Forestry Winch | 12 |
| Liquid Fertilizer Applicator | 13 |
| Multi-Purpose Grapple | 15 |
| Post Drivers | 16 |


**Big Jim Products are proudly designed and manufactured in-house for the past 20 years.**


HARCOAg EQUIPMENT

5808 Highway 9
Harriston, Ontario N0G
1Z0

Ph: 519-338-2923 ● Fax: 519-338-2756

sales@harcoag.ca

# Big Jim MANUFACTURING

# FIXED FRAME PACKER



Match tillage or planting equipment with adjustable frame width ranging 9’ to 15’, and rigid frame on 3’ to 6’ and 16’ models. Big Jim Packers are available in Red, Green, Blue & Orange frame colours. They are available in a colour of your choice to match the other equipment on your farm. Big Jim wheels are designed with heavy hubs and spokes, up to 12% heavier than competitive units.
1 ¾” grade C1045 cold rolled gang shafts, greasable flangette style bearings and heavy-duty ductile iron end clamps.



**Wheel Options:**

- 15” Smooth/Sprocket combination, Ductile Iron suited for clay based soils.
- 18” Smooth/Sprocket combination, Ductile Iron suited for clay based soils.
- 19” Notched wheel, Ductile Iron suited for loamier soils.
- 20” Crow Foot, Ductile Iron suited for sandy soils.



Ductile wheels carry a 3-year limited warranty.

The Optional Transport Package is available in single or dual wheel versions and include:

- Complete hydraulic package with 3000 PSI Cylinders
- DOT tagged safety chain
- 5000 lb tongue jack
- 4000 lb hub assemblies
- 15” rims



Tongue Jack Safety Chain



Cylinder Lock



Shown with Dual Wheel Transport Kit

*Made in Canada*
*Fabrique au Canada*

Distributed in Canada by:

Harco Ag Equipment
Harriston, Ontario
Ph: 519-338-2923 ● Fax: 519-338-2756
Email: sales@harcoag.ca
www.harcoag.ca

Sold & serviced by:

# SUPERFLEX PACKER





Flex packers are available in a 3-section configuration for widths of 21’ to 32’ (shown on left). Packers 33’ to 50’ are built on a 5-section frame (shown right). The balanced frame design minimizes tongue weight.
Each wing gang is independently suspended in the middle allowing **MAXIMUM FLEXIBILITY** on contoured ground. This feature also assures even weight distribution.



**Standard Equipment:**

- Complete hydraulic package – 3000 PSI Cylinders
- Forged – Adjustable Pintle/Clevis Hitch
- 7000lb drop leg tongue jack
- DOT tagged safety chains
- Tail and turn signal light package
- Dual 11L-15 8-ply tires 21-40 ft – 12 ply on 41-50ft models
- Greasable flange style bearings
- Main frame material – 6” x 6” x ¼” wall tube
- Wing material – 6” x 4” x ¼” wall tube
- Pivot pins and gang shafts 1 ¾” C.R. (C1045)

Big Jim Flex Wing packers are available with 18” Smooth / Sprocket combination Ductile, 19” notched Ductile or 20” Crowfoot Ductile Wheels. Ductile Wheels carry a 3-year limited warranty.

Available in Red, Green, Blue & Orange frame colours.

| Working Width | Transport Width | Transport Height | Overall Length | Approximate Weight (lbs) | | |
|---|---|---|---|---|---|---|
| | | | | 18” | 19” | 20” |
| 21’ | 12’-8” | 10’ | 212” | 6624 | 5994 | 5150 |
| 22’ | 12’-8” | 10’-6” | 212” | 6772 | 6202 | 5289 |
| 23’ | 12’-8” | 11’ | 212” | 7020 | 6330 | 5427 |
| 24’ | 12’-8” | 11’-6” | 212” | 7168 | 6538 | 5565 |
| 25’ | 12’-8” | 12’ | 212” | 7416 | 6666 | 5703 |
| 26’ | 12’-8” | 12’-6” | 272” | 7776 | 6874 | 6043 |
| 27’ | 12’-8” | 13’ | 272” | 8024 | 7002 | 6181 |
| 28’ | 14’-8” | 12’-6” | 272” | 8172 | 7210 | 6319 |
| 29’ | 14’-8” | 13’ | 272” | 8420 | 7338 | 6457 |
| 30’ | 16’-8” | 12’-6” | 272” | 8648 | 7626 | 6675 |
| 31’ | 16’-8” | 13’ | 272” | 8896 | 7754 | 6813 |
| 32’ | 16’-8” | 13’-6” | 272” | 9044 | 7962 | 6951 |
| 33’ | 14’-8” | 10’-9” | 272” | 9544 | 8564 | 7614 |
| 34’ | 14’-8” | 10’-9” | 272” | 9692 | 8772 | 7752 |
| 35’ | 14’-8” | 11’-3” | 320” | 9940 | 8900 | 7890 |
| 36’ | 14’-8” | 11’-3” | 320” | 10188 | 9108 | 8028 |
| 37’ | 14’-8” | 11’-9” | 320” | 10336 | 9236 | 8166 |
| 38’ | 14’-8” | 11’-9” | 320” | 10584 | 9444 | 8304 |
| 39’ | 14’-8” | 12’-3” | 320” | 10732 | 9572 | 8442 |
| 40’ | 14’-8” | 12’-3” | 320” | 10980 | 9780 | 8580 |
| 42’ | 14’-8” | 12’-9” | 320” | 11270 | 10040 | 8740 |
| 45’ | 16’-8” | 13’-3” | 392” | See Magnum Series Specs | | 9020 |
| 48’ | 16’-8” | 13’-9” | 392” | | | 9470 |
| 50’ | 16’-8” | 14’-3” | 392” | | | 9770 |





*Made in Canada*
*Fabrique au Canada*

Distributed in Canada by:

Harco Ag Equipment
Harriston, Ontario
Ph: 519-338-2923 ● Fax: 519-338-2756
Email: sales@harcoag.ca
www.harcoag.ca

Sold & serviced by:

Big Jim MANUFACTURING

# SUPERFLEX MAGNUM SERIES PACKER



The Superflex concept has proven to be the most revolutionary design in packers for years. The independent floating design lets each section follow the contour of the soil giving more effective wheel to soil contact. The design also allows each section to independently float over obstacles such as stones without placing excessive weight on the gang causing wheel, shaft or bearing damage.

Construction of the ***"Magnum Series"*** allows us to produce 40 to 50 foot packers with 19" wheels and scrapers and still maintain sufficient capacity to incorporate heavier larger diameter wheels in the future should the demand arise.

**Standard Features:**

- Forged Pintle / Clevis Adjustable Hitch
- 7000lb Tongue Jack
- Grade 70 20,000 lb 3/8" DOT approved for agricultural use safety chains x 2
- Tandem 4" x 24" Inner Wing Cylinders
- Tandem 3 ½" x 24" Outer Wing Cylinders
- 2 LED Road Light Boxes
- 14/7 Heavy Jacket Wiring
- 7 Pin Aluminum Light Plug
- Reflective Tape

**Options:**

- 18" Ductile Smooth Sprocket Combination Wheel
- 19" Ductile Notched Wheel
- Scrapers for 19" Notched Wheels
- 20" Ductile Crowfoot Wheels

Ductile Wheels carry a 3 year limited warranty.




All plumbing neatly arranged and tied in place




Rugged 1 ¾" hinge pins, securely fastened




3 beam outerwing section w/ two cylinders, each packer gang oscillates on centre pin and plastic wear plates




Adjustable clevis hitch, safety chains, 7000 lb tongue jack, steel hydraulic lines




5 bearing main frame section, lights & reflectors standard




Rugged 4 beam main with section with two cylinders

## Specifications

| | |
|---|---|
| Transport Height | 15' (50' Model) |
| Transport Width | 16' 8" (all) |
| Total Weight (46' w/ 19" Wheels) | 15058 lbs |
| Drawbar Weight (Transport Position) | 1100 lbs (46' Model) |
| Tongue Material | 7" x 5" x 3/8" Wall |
| Tongue Brace Material | 3" x 3" x ¼" Wall |
| Main Frame Material | 6" x 6" x 3/8" Wall |
| Inner Wing Front Tubes (2) | 6" x 4" x 3/8" Wall |
| Inner Wing Rear Tubes (2) | 6" x 4" x ¼" Wall |
| Outer Wing Tubes | 6" x 4" x ¼" Wall |
| Wheel Gang Tubes | 6" x 4" x ¼" Wall |
| Pivot Pins and Gang Shafts | 1 ¾" C.R. (C1045) |
| Tires (4) | 11L-15 12-Ply |
| Wheels (4) | 6 Bolt Solid Centre |
| Hubs (4) | 6 Bolt 5000 lb |
| Gang Shaft Bearings | 1 ¾" NTN Triple Seal |
| Hydraulic Cylinders | 3000 PSI (CDN Made) |
| Hydraulic Connections | JIC and ORB |

*Made in Canada*
*Fabrique au Canada*

Distributed in Canada by:

Harco Ag Equipment
Harriston, Ontario
Ph: 519-338-2923 ● Fax: 519-338-2756
Email: sales@harcoag.ca
www.harcoag.ca

Sold & serviced by:

Big Jim MANUFACTURING

# LAWN ROLLERS

The new Big Jim lawn roller is a natural extension of the field roller currently manufactured in Harriston, Ontario! The same ruggedness is built right in.

The roller is offered in **4**', **5**' and **6**' sizes. They are a heavy-duty design. An Extra Heavy-Duty version is available with sizes up to **8'**.

The dry weight of these rollers is serious!



| | Heavy Duty | Extra Heavy Duty |
|---|---|---|
| **4'** | **606** lbs | **720** lbs |
| **5'** | **733** lbs | **857** lbs |
| **6'** | **864** lbs | **998** lbs |
| **7'** | -- | **1135** lbs |
| **8'** | -- | **1272** lbs |

Additional weight can be achieved by filling the drum with water. This will add up to **290** lbs per foot.



The drum is made from tubular steel 30" in diameter and 3/8" thick. The end plates are 10-gauge steel with 1" bearing on the standard roller. The Extra Heavy-Duty version uses ¼" steel with 1 ¾" pillow block bearings.



The **Extra Heavy-Duty** frame is made of 2" square tubing that is 3/16" thick. It has mitered corners and surrounds the drum for added strength.
The drum is painted black, and the frame is available in a variety of colours to match your tractor.



A standard hitch clevis is used.

*Made in Canada*
*Fabrique au Canada*


Distributed in Canada by:

Harco Ag Equipment
Harriston, Ontario
Ph: 519-338-2923 ● Fax: 519-338-2756
Email: sales@harcoag.ca
www.harcoag.ca




Sold & serviced by:

Big Jim MANUFACTURING

# SINGLE GANG DRUM ROLLERS









**Single Gang Features:**

- 30” Diameter x 3/8” Wall Drum
- 4” x 3” x 3/16” Wall Tongue
- 4” x 4” x ¼” Wall Main Frame
- ¼” Thick Inner End Plates
- 3/8” Thick Outer End Plates
- 1 ¾” Drum Shafts
- 1 ¾” Greasable Bearings
- Drum Scrapers
- Models from 9’-6” to 16’-6”

*Available in Red, Green, Blue & Orange Frames

**Single or Dual Transport Kits Include:**

- 5000 lb Tongue Jack
- Complete Hydraulic Package
- 3000 PSI Hydraulic Cylinders
- 11,000 lb Safety Chain
- Rims
- Tires Optional

*Made in Canada*
*Fabrique au Canada*

Distributed in Canada by:

Harco Ag Equipment
Harriston, Ontario
Ph: 519-338-2923 ● Fax: 519-338-2756
Email: sales@harcoag.ca
www.harcoag.ca

Sold & serviced by:

# Big Jim MANUFACTURING

# VERTICAL FOLD DRUM ROLLERS









**Standard Features:**

- 30” Diameter x 3/8” Wall Drum
- 3/8” Thick Inner End Plates
- ½” Thick Outer End Plates
- 2-7/16” Drum Shafts
- 2-7/17” Greaseable Ductile Pillow Block Bearings
- 6” x 6” x ¼” Wall Main Frame
- 6” x 4” x 3/8” Wall Tongue
- 6” x 4” x ¼” Wall Wing Frames
- Height Adjustable Pintle / Clevis Hitch
- 7000 lb Drop Leg Tongue Jack
- Double Safety Chains – 21000 lbs each
- Dual Wheels w/ 11L-15 8-Ply Tubed Tires
- 3000 PSI Hydraulic Cylinders
- Drum Scrapers
- Implement Safety Lights & Reflectors
- Balanced Frame Design for minimum torque weight
- Models from 20’-6” to 34’-6”

Available in Red, Green, Blue & Orange Frames

*Made in Canada*
*Fabrique au Canada*

Sold & serviced by:

# Big Jim MANUFACTURING

# MUNICIPAL PARK ROLLERS



**Approximate Weights**
(7' Model)

| | |
|---|---|
| Roller (Dry) | 1637 lbs |
| Light Package | 20 lbs |
| Single Wheel Transport Kit | 390 lbs |
| Dual Wheel Transport Kit | 470 lbs |

**Standard Features**

- 30" x 3/8" Wall Roller Tube
- ¼" Thick Roller End Plates
- 1 ¾" Roller Centre Shaft
- 1 ¾" Greaseable Bearings
- Ballast Fill and Vent Plugs
- Adjustable Drum Scraper
- 4" x 4" x ¼" Wall Main Frame
- 4" x 3" x ¼" Wall x 6' Long Tongue
- Non-adjustable Clevis Style Hitch
- Reflective Safety Tape on Outer Front and Rear Corners

**Options**

- 4 Lamp Stop/Turn Tail Light Package with 7-pin Round Plug (Agricultural Wire Schematic)
- Various Tire Options
- Swivel Clevis Hitch

**Single or Dual Wheel Transport Kits Include:**

- DOT approved 11,000 lb Safety Chain
- Tongue Jack
- Hydraulic Cylinders
- Hoses & Quick Couplers
- Cylinder Transport Locks
- 4000 lb Hubs and Spindles
- 15" x 6 Bolt Agricultural Wheels
- SMV Sign

*Made in Canada*
*Fabrique au Canada*

Distributed in Canada by:

Harco Ag Equipment
Harriston, Ontario
Ph: 519-338-2923 • Fax: 519-338-2756
Email: sales@harcoag.ca
www.harcoag.ca

Sold & serviced by:

# FW8800 FORESTRY WINCH




**Features:**

- 1 ½” Diameter Drum Shaft
- Single Nut Clutch Adjustment
- 7/16” Diameter Cable
- Upper Support on top pulley allows easier pulley swivel
- Removable front shaft support
- Single upper and lower safety shields allow quick and easy access to complete drive
- #50 Chain Drive
- Adjustable Idler Sprocket
- #4 PTO Shaft
- 3/8” Thick Blade with Chain Slots
- 8800 lb Pulling Force (at first wrap of drum)
- Upper Pulley Bearings Sealed One Side and Greaseable
- Lower Pulley has Greaseable Bushing
- Twin Storage Stands
- 40 to 80 HP Tractor Range
- Choker Chain Storage Boxes on Both Sides
- Optional Safety Screen

*Made in Canada*
*Fabrique au Canada*

Distributed in Canada by:

Harco Ag Equipment
Harriston, Ontario
Ph: 519-338-2923 ● Fax: 519-338-2756
Email: sales@harcoag.ca
www.harcoag.ca

Sold & serviced by:

Big Jim MANUFACTURING

# LIQUID FERTILIZER APPLICATOR





**Features:**

- Tubular Steel Frame Construction
- Convertible Hitch Clevis
- Transverse Mounted Tank
- LED Implement Lights
- Tire-to-Tire Pump Drive
- 2” Bottom Fill Plumbing
- Rockshaft Lift System
- Safety Chain
- 12/4 x 24 Tires
- Blu-Jet® Coulters
- John Blue Piston Pump
- 300 or 500 Gallon Tank Capacity
- Knife or Stream Injection
- Fixed 60” or 90” Axles
- Adjustable Axle or 60”-90”



## To build a Big Jim Liquid Fertilizer Applicator, Select One Item from Each Section:

| Section 1 | |
|---|---|
| **Model** | **Description** |
| BJLA00100 | Base Unit |

| Section 2 | |
|---|---|
| **Model** | **Description** |
| BJLA00105 | 300 Gallon Tank |
| BJLA00106 | 500 Gallon Tank |

| Section 3 | |
|---|---|
| **Model** | **Description** |
| BJLA00102 | 60” Fixed Axle |
| BJLA00104 | 80” Fixed Axle |
| BJLA00111 | 90” Fixed Axle |
| BJLA00103 | 60”-90” Adjustable Axle |

| Section 4 | |
|---|---|
| **Model** | **Description** |
| BJLA00107 | 5R30 Fixed Tool Bar |
| BJLA00110 | 7R30 Fixed Tool Bar |
| BJLA00108 | 5R30 Folding Tool Bar |
| BJLA00109 | 7R30 Folding Tool Bar |

***For Different Row Spacing Configurations contact Harco Ag***

| Section 5 | |
|---|---|
| **Model** | **Description** |
| LA0134 | Coulter / Stream Injection |
| LA0133 | Coulter / Knife Injection |

| Section 6 | |
|---|---|
| **Model** | **Description** |
| BJLA00101 | Single Piston Pump, Drive, Plumbing |
| BJLA00112 | Double Piston Pump, Drive, Plumbing |

*Made in Canada*
*Fabrique au Canada*

Distributed in Canada by:

Harco Ag Equipment
Harriston, Ontario
Ph: 519-338-2923 ● Fax: 519-338-2756
Email: sales@harcoag.ca
www.harcoag.ca

Sold & serviced by:

# Big Jim MANUFACTURING

# MULTIPURPOSE GRAPPLE



*Shown with 3 claw solid assembly*

**Quick Change Claw Options:**







- Brush Raking or Piling
- Log lifting, Piling or Loading
- Orchard Pruning, etc.
- Round and Square Bale Grabbing
- Moving Loose Hay and Straw
- Moving Scrap Metal and Tires
- Bind and Dirt-Free Trimming and Blocking of Tree Tops

The Big Jim Multipurpose Grapple is available with Frey, Alo and Skid Steer quick attach brackets and universal pin brackets (1" diameter pin). The Grapple consists of ¾" thick x 5" deep teeth. Teeth are tied together with 1 ¾" and 1" diameter round bar and reinforced with 4" x 2" x ¼" wall tubing on back side of grapple. Teeth are spaced 12" centres to allow dirt to pass through, but still pick up branches, roots, and many other objects. Several different claw options are available to suit the customers' specific requirements.



Logs & Slabs



Bales



Scrap



Brush

*Made in Canada*
*Fabrique au Canada*

Distributed in Canada by:

Harco Ag Equipment
Harriston, Ontario
Ph: 519-338-2923 ● Fax: 519-338-2756
Email: sales@harcoag.ca
www.harcoag.ca

Sold & serviced by:

# Big Jim MANUFACTURING

# POST DRIVERS

**Proudly Made in Canada**



## Specifications

| Model | BJ740-3PH/SS | BJ740-T | BJ740-T PLUS |
|---|---|---|---|
| Hammer Weight | 740 lbs. | 740 lbs. | 740 lbs. |
| Counter Weight | N/A | 979 lbs. | 1,306 lbs. |
| Total Weight | 1,697 lbs. | 3,748 lbs. | 4,440 lbs. |
| Hammer Maximum Height Lower Mount | 9' 6" | 9' 6" | 9' 6" – 11' 6" |
| Hammer Maximum Height Upper Mount | 11' 6" | 11' 6" | 11' 6" – 13' 6" |
| Hammer Minimum Height Lower Mount | 4' 2" | 4' 2" | 4' 2" – 6' 2" |
| Hammer Minimum Height Upper Mount | 6' 2" | 6' 2" | 6' 2" – 8' 2" |
| Hammer Stroke | 64" | 64" | 64" |
| Overall Width | 42" | 96" | 100" |
| Overall Length | 48" | 118" | 118" |
| Transport Height | 100" | 100" | 104" |
| Mast Tilt Forward/Backward | 18° | 18° | 18° |
| Mass Tilt In/Out | 12° | 12° | 12° |
| Mast Vertical Lift | N/A | N/A | 24" |
| Mast Horizontal Travel | N/A | 16" | 16" |
| Tongue Travel | N/A | 16" | 24" |
| Tires | N/A | 9.5L-15 8PR | 9.5L-15 8PR |
| Wheels | N/A | 6 Bolt Ag | 6 Bolt Ag |
| Spindles and Hubs | N/A | 5000 lb. | 5000 lb. |
| Reservoir | N/A | 15 Gallon | 15 Gallon |
| Drive System | N/A | 13HP Honda | 13HP Honda |
| Frame | 6" x 3" ¼" | 6" x 3" ¼" | 6" x 3" x ¼" |
| Max Post Hugger Diameter | 8" | 8" | 8" |

## Features & Benefits

- The Mast tilts in and out and forward and back for post leveling on uneven ground
- The Mast travels out 16 inches and the tongue travels out 24 inches. This enables the operator to accurately place posts without moving the entire machine.
- The Mast lifts hydraulically 24 inches. This allows a fast change from 8 to 10 foot posts. This feature also allows a longer hammer stroke for starting 8 foot posts.
- The Hammer and Mast in fully raised position reaches a height of 11' 6" from the hammer to the ground.
- The BJ740-T and BJ740-T Plus model can be ordered with an *optional* round/square combination hugger. Both the round and square hugger are **made of steel**. The hugger swings out of the way for working on existing fence lines.

***All Big Jim Post Drivers come with built in safety features to prevent injury in the event of a sudden hydraulic failure. All units come complete with a DOT approved safety chain on tongue.***

Distributed in Canada by:

Harco Ag Equipment
Harriston, Ontario
Ph: 519-338-2923 • Fax: 519-338-2756
Email: sales@harcoag.ca
www.harcoag.ca



Sold & serviced by:

# Rock Removal Equipment
## Product Catalogue

Highline



# TABLE OF CONTENTS




PAGE 8

**NT 78 Rock Picker** Pick More, Move More.



PAGE 8

**NT 60 Rock Picker** For the Mid-sized Operation.



PAGE 14

**RR 4300 Rock Rake** The Perfect Partner to the NT Rock Picker.


# OUR MISSION

**Our mission is to design, manufacture and distribute the highest quality, most durable and reliable farm equipment in the world, which is affordable and meets or exceeds the expectations of our most demanding customers.**

Highline Manufacturing is a division of Bourgault Industries Ltd. and as such shares a common standard of "pursuing perfection" in their business approach. Highline's shared approach is to develop relevant products of the highest quality that exceed the expectations of our most discerning customers.

NT 78/60 ROCK PICKER




# THE NT ROCK PICKER

## just hook up and GO!

### Spring Adjustment/Replacement

Exclusive to the industry, the Highline® coil spring provides uniform loading over the reel operating range combined with the most compact mounting. This ensures that the spring mechanism is protected from rock damage, resulting in years of service. Replacing the springs just got easier with a simple threaded bolt to apply or remove tension to the spring.



### The Highline® Tine

The Highline® rock picker tine is designed to follow the reel; this aids in raising rocks while allowing dirt to fall through. As well, the tines are extremely durable as they are hard surfaced on both the top and bottom leading edges.



### Drive System

Highline® uses an industry exclusive gearbox that stands the test of time. The hydraulically driven gear case ensures large oil bathed gears set the reel at the desired speed. The hydraulic drive provides the flexibility to turn on, turn off, and reverse the reel from your fingertips.







# Why the Highline® Rock Picker is Better?

The Secret is in the Guided Reel:

It is as simple as 1, 2, 3!

1. The bogie wheels follow a special track to guide the reel for improved picking action. When the guided reel travels parallel to the ground surface, it pulls the rocks toward the apron rather than pushing down on the rocks.
2. The guided reel lifts the rocks onto the apron.
3. The guided reel delivers the rocks to the center of the bucket and because the reel is guided it follows the same contour as the apron.

**Conventional Picker**

Conventional round reels have only a few inches of positive picking action. When the round reel contacts a rock on the downward cycle, rather than sweep the rock towards the apron, it pushes down on the rock. 8" and smaller rocks are often missed because the round reel buries the rock.



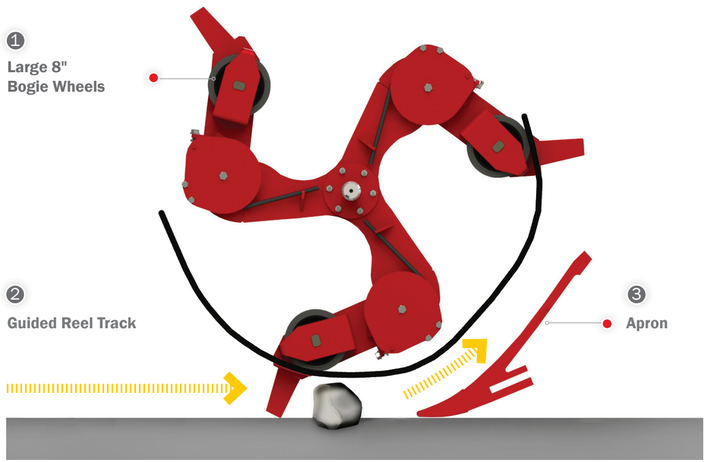






**Durable Box Frame Construction**

Highline® is the only rock picker with a box frame construction. The front frame is built high to let rocks in, yet ensure the structure is strong enough to withstand the most difficult rocks that are removed from the field.

**High-Lift Design**

The High-Lift minimizes wasted space from low flat rock piles by allowing higher more compact piles, or rocks can be transferred directly to a trailer for removal. For fast and convenient rock removal, Highline® rock pickers (NT 78 and NT 60) have a standard dumping height of 84".

**Two Position Hitch**

The Highline® hitch design moves the rock picker fully into view of the operator and the entire picking width is outside the tractor tracks. The hitch also advances the rock picker to a new level of transport convenience with a self-locking hitch. The self-locking design doesn't require any pins or wedges; when you get to the field, the transport lock is required to be opened manually, returning to transport position engages the lock.






# NT 78/60 SPECIFICATIONS

| | NT 78 | NT 60 |
|---|---|---|
| **Width (Picking)** | 78” (1.98 m) | 60” (1.52 m) |
| **Transport Width with tires (machine centered with tractor)** | 144” (3.67 m) | 121 ¾” (3.09 m) |
| **Working Width: To center of tractor (machine is offset to right of tractor)** | | |
| **Position 1 - Dual Tractor Tires** | 186 ½” (4.74 m) | 165” (4.19 m) |
| **Position 2 - Single Tractor Tires** | 167 ½” (4.25 m) | 147 ¼” (3.74 m) |
| **Transport Length** | 242” (6.15 m) | 245 ¼” (6.23 m) |
| **Operating Length** | | |
| **Position 1 - Dual Tractor Tires** | 228” (5.79 m) | 228” (5.79 m) |
| **Position 2 - Single Tractor Tires** | 238” (6.05 m) | 238” (6.05 m) |
| **Height** | 71 ¼” (1.81 m) | 71 ¼” (1.81 m) |
| **Dumping Height** | 84” (2.13 m) | 84” (2.13 m) |
| **Weight** | 7850 lb (3533 kg) | 6910 lb (3110 kg) |
| **Tongue Weight** | 940 lb (423 kg) | 820 lb (369 kg) |
| **Bucket Capacity** | 3.35 yd3 (2.56 m3) | 2.57 yd3 (1.97 m3) |
| **Tire Size** | 21.5L-16.1 | 16.5L-16.1 |
| **Tire Pressure** | 24 psi (166 kPa) | 24 psi (166 kPa) |
| **Minimum Horsepower** | 90 hp (67 kW) | 70 hp (52 kW) |
| **Maximum Horsepower** | 150 hp (112 kW) | 135 hp (101 kW) |
| **Hydraulic Hitch** | Yes | Yes |
| **Hydraulic Drive** | Yes | Yes |

| | NT 78 | NT 60 |
|---|---|---|
| **Picking Style** | Reel | Reel |
| **Number of Bats** | 3 | 3 |
| **Minimum Rock Diameter** | 2” (51 mm) | 2” (51 mm) |
| **Maximum Rock Diameter** | 24” (.61 m) | 24” (.61 m) |
| **Lift Cylinder** | 3.5” x 34” (89 mm x 864 mm) | 3.5” x 34” (89 mm x 864 mm) |
| **Recommended Reel Speed** | @2 mph (3 km) - 23 rpm<br>@4 mph (6 km) - 47 rpm | @2 mph (3 km) - 23 rpm<br>@4 mph (6 km) - 47 rpm |
| **Hydraulic Outlets Required** | 3 | 3 |
| **Hydraulic Pressure** | 2500 psi (17238 kPa) | 2500 psi (17238 kPa) |
| **Flow Required** | 18 gpm (68 l/min) | 18 gpm (68 l/min) |
| **Frame Rectangular Tubing** | 6” x 4” x ¼” (152 mm x 102 mm x 6 mm) | |
| **Replaceable Tines** | Yes | Yes |
| **Hard Surfacing** | Reel Arm Teeth & Apron Tines (Standard) | |
| **Bucket Bottom is Grated** | Yes | Yes |
| **Bucket Back is Grated** | Yes | Yes |
| **Clearance Lights** | Yes | Yes |

While every effort has been made to ensure that the information is accurate/current at the time of production, all specifications are subject to change.

For the latest product information, please visit: www.highlinemfg.com.



# THE RR 4300 ROCK RAKE

## clears rocks - SIMPLY!

The RR 4300 rock rake is the perfect partner to the NT 60 and NT 78 rock picker! The RR 4300 rock rake makes fast work of moving rocks into a narrow row that can then be picked with the NT 60 or NT 78 rock picker.  The stand-alone rock rake can keep moving while the rock picker is stopped to unload, resulting in more rock removed from a larger area in less time.







## The Rotor - the Heart of the Rock Rake

The RR4300 rock rake has an adjustable raking angle of 10 degrees to 30 degrees with up and down positioning for efficiency and convenience.  The teeth of the rock rake have a hard surfaced face as well as being designed to be reversible and replaceable.



## Transport and Work Mode

Hydraulically switch between transport and work mode with ease!



Transport




Work

# RR 4300 SPECIFICATIONS

| | |
|---|---|
| Raking Width (at 20 degrees working position) | 160” (4.07 m) |
| Rotor Length | 171” (4.34 m) |
| Rake Angle | 10 degrees minimum |
| | 30 degrees maximum |
| Max. Rotor rpm | 154 |
| Transport Width | 97” (2.48 m) |
| Working Width - 20 degrees | 160” (4.06 m) |
| Transport Length | 239” (6.07 m) |
| Operating Length - 20 degrees | 252” (6.42 m) |
| Height | 72” (1.84 m) |
| Weight | 3990 lb (1810 kg) |
| Tongue Weight | Transport - 1256 lb (570 kg)<br>Working - 1036 lb (470 kg) |
| Tire Size | 11L - 15F |

| | |
|---|---|
| Tire Pressure (max.) | 60 psi (413.7 kPa) |
| Hydraulic Drive | Yes |
| Minimum Horsepower | 65 hp (49 kW) |
| Maximum Horsepower | 75 hp (56 kW) |
| Hydraulic Outlets Required | 3 |
| Hydraulic Pressure (max. relieved) | 3000 psi (20,684 kPa) |
| Hydraulic Flow Required | 20 gpm (76 l/min) |
| Hydraulic Hitch | Yes |
| Hydraulic Drive | Yes |
| Raking Style | Rotor |
| Number of Replaceable Teeth | 100 |
| Replaceable and Reversible Teeth | Yes |
| Hard Surfacing | Rotor Teeth |

Note: Right/left hand is determined by sitting in the tractor seat looking forward

While every effort has been made to ensure that the information is accurate/current at the time of production, all specifications are subject to change.

For the latest product information, please visit: www.highlinemfg.com.




Highline

YOUR LOCAL PROFESSIONAL HIGHLINE DEALER:

Printed in Canada - 09.22

Highway #27, PO Box 307
Vonda, SK, Canada S0K 4N0

**www.highlinemfg.com**

# Bale Handling Equipment
## Product Catalogue

Highline






# TABLE OF CONTENTS




PAGE 6

**FS 1800** Stack Square Bales YOUR Way.



PAGE 12

**FS 1200** Stack with Added Flexibility.



PAGE 18

**BM 1400** Pick From Both Sides.



PAGE 22

**BM 607** Great for Short Hauls.



PAGE 22

**BM 605** Contouring Advantage in Uneven Terrain.


# OUR MISSION

**Our mission is to design, manufacture and distribute the highest quality, most durable and reliable farm equipment in the world, which is affordable and meets or exceeds the expectations of our most demanding customers.**

Highline Manufacturing is a division of Bourgault Industries Ltd. and as such shares a common standard of "pursuing perfection" in their business approach. Highline's shared approach is to develop relevant products of the highest quality that exceed the expectations of our most discerning customers.

# On or Off the Strings

It’s Your Choice.




24 Bales - 3’ x 3’
On or Off Strings




18 Bales - 3’ x 4’
On Strings




16 Bales - 3’ x 4’
Off Strings




12 Bales - 4’ x 4’
On or Off Strings

**FASTACK™ 1800**

The number of bales that can be stacked is determined by the size of bale and the orientation of the bale. The FaStack™ can stack the bales “On Strings”(strings down) or “Off Strings”(strings on the side).

# Flexibility in Stacking

With the FaStack™ 1200.




12 Bales - 3’ x 3’
On or Off Strings




12 Bales - 3’ x 4’
On Strings

* Tie Stacking is illustrated above.




8 Bales - 3’ x 4’
Off Strings




8 Bales - 4’ x 4’
On or Off Strings

**FASTACK™ 1200**

FaStack™ indicates the ability to stack bales from the end of the stack with a rotating table, giving the user more flexibility as to where the bales can be stacked, whether it be in the field or in a shed.

# FS 1800 FASTACK




# MORE BALES per load

When every second counts, clear the field quickly. The Highline® FaStack™ allows you to do more, faster. With more bales per load than the competition, one operator can effectively retrieve bales from the field and stack them efficiently, making fewer trips, minimizing your costs, and maximizing your productivity.





# FASTACK™ 1800 Bale Turn Technology

With the Highline® FaStack™ you have the choice of stacking ‘on’ or ‘off’ strings, all from a hand-held remote with no manual adjustments of the machine.  With the flip of a switch, you decide how the bales will stack.




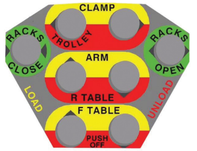




## *IMPROVED CONTROLS*

Taking control of the FaStack™ is easily done.  The touch screen and remote control puts all of the unit’s controls in one hand, allowing you to easily drive the tractor and operate the FaStack™ at the same time.



*OFF STRING*



*ON STRING*



### HI-Flotation Tires

The FaStack™ is equipped with hi-flotation tires allowing for smooth travel over deep ruts and uneven terrain.



### One and Done

One tip is all it takes to unload. The load is gently and securely lifted to unload the stack.






### Side Rails

Side rails secure the bales to keep them in place.



### Bumper

The bumper cushions the impact of the bale to help maintain machine life and keep the integrity of the bale intact.

### Clamp

The patented clamp arm grabs and lifts the bales up off the ground preventing scrubbing.

### Flipper

Allows flexibility in your stacking, giving you the option to stack on or off the strings, depending on your needs.

### Bale Assist

For supporting the bale during lift for a gentle transition from the ground to the table. Minimize stress on the bale during loading.



# FS 1800 SPECIFICATIONS

| | | |
|---|---|---|
| **Bale Capacity** | | |
| **3' x 3' (Max. Weight - 1000 lb/454 kg)** | | 24 |
| **3' x 4' On String (Max. Weight - 1400 lb/635 kg)** | | 18 |
| **3' x 4' Off String (Max. Weight - 1100 lb/499 kg)** | | 16 |
| **4' x 4' (Max. Weight - 1400 lb/635 kg)** | | 12 |
| **Maximum Length of Bales** | | 8' (2.44 m) |
| **Length - Deck Lowered** | | 31' 11" (9.73 m) |
| **Length - Deck Raised** | | 35' 1" (10.69 m) |
| **Transport Height (Max)** | | 10' 9" (3.27 m) |
| **Height - Bed Tilted** | | 17' 9" (5.40 m) |
| **Transport Width - With Side Racks** | | 13' 7" (4.14 m) |
| **Transport Width - Without Side Racks** | | N/A |
| **Width - Arm Lowered (Clamp Closed)** | | |
| **With Side Racks** | | 18' 8" (5.69 m) |
| **Without Side Racks** | | N/A |
| **Unloaded Weight** | | 16796 lb (7625 kg) |
| **Hitch Weight Empty** | | 3360 lb (1525 kg) |
| **Hitch Weight - Loaded** | **Cat 3** | **Cat 4** |
| **3' x 3'** | N/A | 7410 lb (3361 kg) |
| **3' x 4' On String** | N/A | 7300 lb (3311 kg) |
| **3' x 4' Off String** | N/A | 7340 lb (3329 kg) |
| **4' x 4'** | N/A | 7150 lb (3243 kg) |

*The FaStack™ 1800 uses a convenient in cab 12V 15 amp control.*

| | |
|---|---|
| **GVW** | 41996 lb (19066 kg) |
| **Maximum Load Capacity** | 25200 lb (11441 kg) |
| **Minimum HP** | 150 hp (112 kW) |
| **Recommended HP** | 180 hp (134 kW) |
| **Hydraulic Outlets Required** | 1 |
| **Recommended Hyd. Flow** | 25 GPM @ 3000 psi |
| | (95 lpm @ 207 Bar) |
| **Controls** | Electric over Hydraulic Hand Held |
| | Joystick with Touch Screen |
| **Spindles** | 4 x 16000 lb (7264 kg) |
| | 4 spindles, 4" (900 mm) Diameter |
| **Hubs** | 10 Bolt type |
| **Tires** | Four 550 x 45 x 22.5 Flotation |
| **Side Rails** | Standard |
| **Tractor Hydraulic System** | Open or Closed Center |
| **Picking Orientation** | Same Direction as Baling |
| **Minimum Shed Rafter Height** | N/A |

*While every effort has been made to ensure that the information is accurate/current at the time of production, all specifications are subject to change. For the latest product information, please visit: www.highlinemfg.com.*

# FS 1200 FASTACK



# STACKING MADE simple

The FaStack™ 1200 comes equipped with a tandem walking beam axle with high flotation tires and an easy to use joystick and touch screen monitor. The rotating front table (on/off) allows the ability to tie stack. For added security, side rails keep the bales in place for fast stacking.







Two different stacking configurations!

Side stacking with the front table turned off (with the side rack option) gives you faster unloading.

End stacking with the front table turned on gives you a tighter stack.

## **FS 1200** Advantage



# FS 1200 SPECIFICATIONS

| | | |
|---|---|---|
| **Bale Capacity - Cat 3** | | |
| **3' x 3' (Max. Weight - 1000 lb/454 kg)** | | 12 |
| **3' x 4' On String (Max. Weight - 1000 lb/454 kg)** | | 12 |
| **3' x 4' Off String (Max. Weight - 1200 lb/544 kg)** | | 8 |
| **4' x 4' (Max. Weight - 1200 lb/544 kg)** | | 8 |
| **Bale Capacity - Cat 4** | | |
| **3' x 3' (Max. Weight - 1600 lb/726 kg)** | | 12 |
| **3' x 4' On String (Max. Weight - 1600 lb/726 kg)** | | 12 |
| **3' x 4' Off String (Max. Weight - 1800 lb/816 kg)** | | 8 |
| **4' x 4' (Max. Weight - 1800 lb/816 kg)** | | 8 |
| **Maximum Length of Bales** | | 8' (2.44 m) |
| **Length - Deck Lowered** | | 34' 1" (10.38 m) |
| **Length - Deck Raised** | | 38' (11.60 m) |
| **Transport Height (Max)** | | 10' 12" (3.34 m) |
| **Height - Bed Tilted** | | 19' 5" (5.92 m) |
| **Transport Width - With Side Racks** | | 10' 7" (3.21 m) |
| **Transport Width - Without Side Racks** | | 9' 11" (3.02 m) |
| **Width - Arm Lowered (Clamp Closed)** | | |
| | **With Side Racks** | 15' 8" (4.76 m) |
| | **Without Side Racks** | 14' (4.57 m) |
| **Unloaded Weight** | | 15156 lb (6881 kg) |
| **Hitch Weight Empty** | | 3651 lb (1658 kg) |
| **Hitch Weight - Loaded** | **Cat 3 (Tractor Hitch)** | **Cat 4 (Tractor Hitch)** |
| **3' x 3'** | 5840 lb (2649 kg) | 7360 lb (3338 kg) |
| **3' x 4' On String** | 5840 lb (2649 kg) | 7360 lb (3338 kg) |
| **3' x 4' Off String** | 5940 lb (2694 kg) | 7250 lb (3289 kg) |
| **4' x 4'** | 5940 lb (2694 kg) | 7250 lb (3289 kg) |

| | |
|---|---|
| **GVW** | 34356 lb (15598 kg) |
| **Maximum Load Capacity** | 19200 lb (8717 kg) |
| **Minimum HP** | 150 hp (112 kW) |
| **Recommended HP** | 180 hp (134 kW) |
| **Hydraulic Outlets Required** | 1 |
| **Recommended Hyd. Flow** | 25 GPM @ 3000 psi |
| | (95 lpm @ 207 Bar) |
| **Controls** | Electric over Hydraulic Hand-Held |
| | Joystick with Touch Screen |
| **Spindles** | 4 x 16000 lb (7264 kg) |
| | 4 spindles, 4" (900 mm) Diameter |
| **Hubs** | 10 Bolt type |
| **Tires** | Four 550 x 45 x 22.5 Flotation |
| **Side Rails** | Optional |
| **Tractor Hydraulic System** | Open or Closed Center |
| **Picking Orientation** | Same Direction as Baling |
| **Minimum Shed Rafter Height** | 23' (7.01 m) |

*While every effort has been made to ensure that the information is accurate/current at the time of production, all specifications are subject to change. For the latest product information, please visit: www.highlinemfg.com.*



Highline



# PICK FROM both sides

Highline® makes picking bales a breeze. Unloading can be done without ever leaving the cab and with Highline's ingenuity built into every bale mover, you can expect faster bale hauling with only one tractor and operator.





Highline® offers non-stop picking and transporting with only one tractor and operator!



**All Bale Mover Models** have a standard ¼ turn bale fork to automatically turn bales for non-stop loading from virtually any angle.



**Chain Rails** Polished chain rails are easily adjusted to match different bale sizes. Chain rails are sloped and factory ground to conform to the curvature of round bales, eliminating the need for cleats and reducing broken twines.

A hydraulic motor controls the chains and eliminates gearboxes, bearings and shafts. (Either row of chains can be operated independently on the Bale Mover 1400 allowing you to fill one side before filling the other or fill randomly and out of sequence on either side.)

ADDITIONAL FEATURES

- In-cab electric over hydraulic controls give full hydraulic control with only two hydraulic outlets on your tractor
- Undercarriage that walks both side to side and front to back
- As the quarter turn lift arm begins to lift the bale, the forward motion slides the bale precisely into position for accurate placement on main bed.
- Load soft or wet bales with ease.
- Bale rows are designed to give the operator good visibility behind the bale mover. Transport lights and a transport safety chain are standard.
- From the cab of the tractor, the deck is lifted hydraulically. The tail of the bale mover is designed to skid over the ground during the unloading process which helps facilitate the bale chains transfer of the bales onto the ground.
- Fiber wound bushings on chrome shafts.



## Unload Without Ever Leaving The Tractor

Back up the Highline® Bale Mover where you want the bales, tilt the bed, engage the conveyor chains and drive slowly forward. Bales are stored in a long, straight row to minimize weathering damage.

# BM 1400 SPECIFICATIONS

| | |
|---|---|
| **Configuration** | Double Row |
| **Horsepower Required** | 100 hp (75 kW) |
| **Hydraulic Outlets Required** | 2 |
| **Recommended Hyd. Flow** | 15 GPM @ 3000 psi |
| | 60 lpm @ 207 Bar |
| **Bale Capacity** | 16 x 4' (1.22 m), 14 x 5' (1.52 m) |
| **Tongue Weight (Unloaded)** | 1740 lb (790 kg) |
| **Tongue Weight (Loaded)** | 3423 lb (1554 kg)* |
| **Shipping Weight (Unloaded)** | 9660 lb (4386 kg) |
| **GVW** | 38000 lb (17252 kg) |
| **Tires** | Eight 11L-15 12 ply |

| | |
|---|---|
| **Bed Length** | 37' (11.28 m) |
| **Overall Length** | 43' 9" (13.34 m) |
| **Transport Width** | 16' 8" (5.08 m) |
| **Width Unloaded** | 15' 2" (4.61 m) |
| **Transport Height (Max)** | 12' 3" (3.74 m) |
| **Frame Rails** | 8" x 3" x ¼ w |
| **Load Arm** | 6"x 6" (152 mm x 152 mm) |
| **Cylinders Bale Lift** | 3½" x 13" (89 mm x 330 mm) |
| **Cylinders Bed Lift** | 3½" x 16" (89 mm x 406 mm) |
| **Bale Chain** | 2062 H |
| **Lights & Safety Chain** | Standard |
| **Full Load Indicator** | Standard |

* *If there are no bales behind the rear axle of the bale mover, the partially loaded hitch weight can exceed the fully loaded hitch weight even though the overall total is less than fully loaded.*

*All weights and transport dimensions are estimates and are subject to change.*

*While every effort has been made to ensure that the information is accurate/current at the time of production, all specifications are subject to change. For the latest product information, please visit: www.highlinemfg.com.*



# BALE MOVING
## made easy

Highline's BM 605 and BM 607 features benefits such as narrow transport and the Auto Bale Shuttle to shift your bales while loading.  These features help make bale moving fast and easy, saving you time and money.





## Auto Shuttle Feature Adds Convenience & Efficiency

Auto Shuttle is a design feature that allows the operator to automatically shift the last loaded bale back exactly one position so you can load the next bale without shuttling the load manually. As you lower the loading arm, the flow of hydraulics are moving the chains back to allow room to load the next bale. This is conveniently done in one easy step.













# BM 605/607 SPECIFICATIONS

| MODEL | BM 605 | BM 607 |
|---|---|---|
| **Configuration** | Single Row | Single Row |
| **Horsepower Required** | 80 hp (60 kW) | 90 hp (67 kW) |
| **Hydraulic Outlets Required** | 2 | 2 |
| **Recommended Hyd. Flow** | 15 GPM @ 3000 psi | 15 GPM @ 3000 psi |
| | 60 lpm @ 207 Bar | 60 lpm @ 207 Bar |
| **Bale Capacity** | 6 x 4' (1.22 m), 5 x 5' (1.52 m) | 8 x 4' (1.22 m), 7 x 5' (1.52 m) |
| **Tongue Weight (Unloaded)** | 1372 lb (623 kg) | 13750lb (613 kg) |
| **Tongue Weight (Loaded)** | 2255 lb (1024 kg)* | 2283 lb (1036 kg)* |
| **Shipping Weight (Unloaded)** | 5272 lb (2393 kg) | 5826 lb (2645 kg) |
| **Tires** | Four 280-70R15 12 ply | Four 280-70R15 12 Ply |
| **GVW** | 15840 lb (7191 kg) | 15840 lb (7191 kg) |
| **Bed Length** | 26' 9" (8.15 m) | 37' 4" (11.39 m) |
| **Overall Length** | 33' 5" (10.19 m) | 44' 1" (13.44 m) |
| **Transport Width** | 8' 4" (2.55 m) | 8' 4" (2.55 m) |
| **Transport Width - With Axle Extension** | 9' (2.74 m) | 9' (2.74 m) |
| **Width Unloaded** | 8' 4" (2.55 m) | 8' 4" (2.55 m) |
| **Transport Height (Max)** | 13' 2" (4.01 m) | 13' 2" (4.01 m) |
| **Bed Height** | 3' 5" (1.04 m) | 3' 5" (1.04 m) |
| **Frame Rails** | 8" x 3" x ¼" w (203 mm x 76 mm x 6 mm) | 8" x 3" x ¼" w (203 mm x 76 mm x 6 |
| **Load Arm** | 6" x 6" (152 mm x 152 mm) | 6" x 6" (152 mm x 152 mm) |
| **Cylinders Bale Lift** | 5" x 14" (127 mm x 356 mm ) | 5" x 14" (127 mm x 356 mm) |
| **Cylinders Bed Lift** | 3" x 10" (76 mm x 254 mm) | 3" x 10" (76 mm x 254 mm) |
| **Bale Chain** | 2062 H | 2062 H |
| **Lights & Safety Chain** | Standard | Standard |
| **Full Load Indicator** | Standard | Standard |

*Each model uses a convenient in cab 12V 15 amp control.*

*If there are no bales behind the rear axle of the bale mover, the partially loaded hitch weight can exceed the fully loaded hitch weight even though the overall total is less than fully loaded.*

*All weights and transport dimensions are estimates and are subject to change.*

*While every effort has been made to ensure that the information is accurate/current at the time of production, all specifications are subject to change. For the latest product information, please visit: www.highlinemfg.com.*



Highline

YOUR LOCAL PROFESSIONAL HIGHLINE DEALER:

Printed in Canada - 06.23

Highway #27, PO Box 307
Vonda, SK, Canada S0K 4N0

**www.highlinemfg.com**

## Livestock Feeding Equipment

# Product Catalogue

Highline






# TABLE OF CONTENTS




PAGE 10

**BP 660 Bale Pro®** Dual Feed Roller Processor. Requires Minimal Maintenance.



PAGE 16

**BP 661 Bale Pro®** Chain & Slat Processor. Offers Ease of Use.



PAGE 22

**BP 663 TOP GUN®** Delivers Effective Bedding and Coverage Solutions for Agriculture and Construction.



PAGE 50

**AMX 520T** Perfect for the smaller to mid-size farm!



PAGE 54

**AMX 690T** Low profile loading height.



PAGE 58

**AMX 850T** Simple. Reliable. Cost Effective.



PAGE 28

**BP 965 Bale Pro®** Process Square or Round Bales - Adds Flexibility When Using Multiple Bale Types.



PAGE 36

**The Bale Pro® modular system** The Bale Pro®, Feed Chopper™ and Grain Tank.



PAGE 62

**AMX 1000S** Allows one operator to perform all cattle feeding with a single machine.



# OUR MISSION

**Our mission is to design, manufacture and distribute the highest quality, most durable and reliable farm equipment in the world, which is affordable and meets or exceeds the expectations of our most demanding customers.**

Highline Manufacturing is a division of Bourgault Industries Ltd. and as such shares a common standard of "pursuing perfection" in their business approach. Highline's shared approach is to develop relevant products of the highest quality that exceed the expectations of our most discerning customers.

PRECISION feeding



Much of the dialogue within the animal production community is about efficiency in utilization of resources and conversations on how consumers will buy product in the future. Both are future oriented but efficiency has an immediate effect and can be implemented with known methodology and existing technology. The beef industry is by nature an activity conducted on the fringe of agricultural inputs. Historically marginal grasslands were the main areas for animal production as they were largely available, and mixed farming was growing. Beef cows can successfully consume medium and low quality forages which are lower in cost than other available ingredients. However, changes in technology and specialization began to favour crop production due to yield increases. Over decades of time costs for crop inputs rose the equation became favourable again to beef production on marginal lands and is now strongly showing that producers who are committed to learning the Best Farming Practices for Beef will gain record returns for beef this year. Those who are rebuilding their herds may wait until next year but some are paying high prices for breeding stock already in anticipation of consumer demand staying strong and national herd numbers remaining tight at historically low numbers of cows not seen since the sixties. The emphasis at the farm level is to look at incorporating technology to improve the bottom line. Highline™ is positioned well to assist farmers with various levels of technology in feeding and mixing. Bale Pro's equipped with a chopper can improve utilization of medium and low quality forages thereby letting the forage supply give more feeding days by reducing waste. Mixers can blend forages to achieve more accurate formulations and expand the range of formulations to achieve strategic feeding plans. Highline™ is set with information and an expanded product line to meet the challenges at the farm gate for dairy and beef producers. We look forward to working with dealers and farmers to increase efficiency and improve farmers' profitability wherever possible.



**CORPORATE RUMINANT NUTRITIONIST**

John Maltman, M.Sc., P.Ag.

For further details on Precision Feeding visit: www.highlinemfg.com

# BALE PRO®

models

## **4 MODELS** - each with unique advantages.

The Bale Pro® series from Highline® allows you to efficiently process round and square bales (model dependent). With 4 options to choose from there's one that is the best fit for your cattle operation. The Bale Pro® modular system allows you to expand your machine as your operation evolves.



**Dual Feed Roller Processor**
**Requires Minimal Maintenance**

**BP 660** Bale Pro®

PAGE 10



**Chain & Slat Processor**
**Offers Ease of Use**

**BP 661** Bale Pro®

PAGE 16



**Delivers Effective Bedding and Coverage**
**Solutions for Agriculture and Construction**

**BP 663 TOP GUN®**

PAGE 22



**Process Square or Round Bales - Adds Flexibility**
**When Using Multiple Bale Types**

**BP 965** Bale Pro®

PAGE 28



# PROCESS this way

The BP 660 Bale Pro® is a great option for cattle operations looking for a durable, well-engineered bale processor. The BP 660 Bale Pro® has a dual feed roller processing chamber with a centrally driven flail drum. Expand your BP 660 by adding a Feed Chopper™ and Grain Tank (See page 36 for additional information on the Bale Pro® modular system).



PRECISION feeding



# The **Dual Feed Roller Processing Chamber** of the **BP 660 Bale Pro®**

*Dual feed roller processing chamber also on the BP 663 TOP GUN® and BP 965 Bale Pro®.*

The Highline® flails efficiently "bite" into the bale for uniform feed processing. The flails are optimally sized to grab the bale.

The stepped shaft design is machined from a single length of material vastly improving strength and durability of the drum.

The flails are designed in a spiral formation. This spiral formation ensures that the bale is continuously pulled and processed resulting in consistent feed. Also, the flail drum is digitally balanced for smooth performance and long bearing life.



**Stepped Shaft Design**

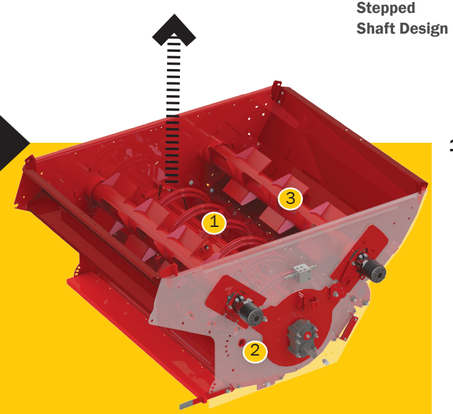


### 1 Guard Rods

The bale sits partially on the guard rods. The flails protrude through the guard rods grabbing the bale and pulling it through. The guard rods are shaped to provide a very uniform rate of processing.

Additional guard rods can easily be added for more bale control while processing.

### 2 Adjustable Aggression

Bales can be processed more or less aggressively depending on your needs. Processing can be set in a range of 1-5, with 1 being the slowest and 5 being the fastest processing rate. Flails engage the bale from 1/8" up to 1 3/4" for faster processing.

### 3 Feed Rollers

Highline® feed rollers come with four rows of steel paddles. This design pulls the feed through for more consistent processing and reduced build up of material. The dual feed rollers allow the flail drum to be centrally located in the chamber providing up to 60' (18.3 m)* of material discharge distance.

** Contingent on environmental and operating conditions.*

### Fork Position Indicator

For improved positioning when loading the second bale.

### Fork Length

Fork length of 67 ½" (1.71 m) for full bale engagement.

### Adjustable Forks (up to 50" between inside faces)

Lift bales from the smallest silage up to 6' (1.83 m). Lift from the row and load them into the Bale Pro®.

### Adjustable Axles

Adjust to a wide stance in uneven terrain for stability, or adjust to a narrow stance for passing through gates and narrow barn doors.




### Rear Deflectors

Standard on all models.

### Screen Design

For better material containment.

### Hi-Flotation Tires

Each Bale Pro® model is designed with appropriately sized hi-flotation tires allowing for easy maneuverability through challenging terrain.

### Dual Feed Roller Processing Chamber

(See page 13).

### Hose Holder

Keep hoses protected and out of the mud! Quickly hook up to the tractor with the hoses now located conveniently beside the tractor remotes. The hose holder locks out of the way during hook up or for shipping.

### Axle Twine Guard

The Axle Twine Guard eliminates the nuisance of twine getting tightly wrapped around the wheel axle.

### Discharge Door

The singular, flat smooth top allows for easy cleaning. The magnetic curtain retainers break free when obstructed.

### Motor Protection Valve

Reduces pressure spikes increasing the motor life and durability.

# BP 660 SPECIFICATIONS

| | Base 660 Bale Pro® | Base 660 Bale Pro® with Feed Chopper™ | Base 660 Bale Pro® with Grain Tank | Base 660 Bale Pro® with FC* & GT** |
|---|---|---|---|---|
| **PTO Minimum HP** | 85 hp (64 kW) | 125 hp (94 kW) | 100 hp (75 kW) | 125 hp (94 kW) |
| **PTO Recommended HP** | 100 hp (75 kW) | 140 hp (105 kW) | 125 hp (94 kW) | 140 hp (105 kW) |
| **Transport Width** | 112" (2.84 m) | 112" (2.84 m) | 141 ½" (3.59 m) | 141 ½" (3.59 m) |
| **Transport Height** | 130 ½" (3.31 m) | 130 ½" (3.31 m) | 130 ½" (3.31 m) | 130 ½" (3.31 m) |
| **Working Height Maximum** | 152" (3.86 m) | 152" (3.86 m) | 152" (3.86 m) | 152" (3.86 m) |
| **Length to End of Tires** | 174" (4.42 m) | 174" (4.42 m) | 174" (4.42 m) | 174" (4.42 m) |
| **Length to End of Forks Down** | 223 ½" (5.68 m) | 223 ½" (5.68 m) | 223 ½" (5.68 m) | 223 ½" (5.68 m) |
| **Discharge*** ** | Right Hand | Right Hand | Right Hand | Right Hand |
| **Weight** | 5050 lb (2291 kg) | 5820 lb (2640 kg) | 6090 lb (2762 kg) | 6860 lb (3112 kg) |
| **Tongue Weight (Unloaded)** | 1610 lb (730 kg) | 1890 lb (857 kg) | 1975 lb (896 kg) | 2225 lb (1009 kg) |
| **Hydraulics** | 3 Remote | 3 Remote | 3 Remote | 3 Remote |
| **Driveline** | 1000 rpm PTO 1⅜" 21 Spline | 1000 rpm PTO 1⅜" 21 Spline | 1000 rpm PTO 1⅜" 21 Spline | 1000 rpm PTO 1⅜" 21 Spline |
| **Tires** | 16.5L x 16.1 | 16.5L x 16.1 | 16.5L x 16.1 | 16.5L x 16.1 |
| **Size of Bales** | Up to 6' (1.83 m) diameter | Up to 6' (1.83 m) diameter | Up to 6' (1.83 m) diameter | Up to 6' (1.83 m) diameter |
| **Discharge End Curtains, Top and Rear Deflectors** | Standard | Standard | Standard | Standard |
| **2 Hydraulic Remote** | Option | Option | Option | Option |

** FC - Feed Chopper*
*** Grain Tank capacity - 45 bushels (1587 L)*

**** Right/left hand is determined by sitting in the tractor seat looking forward.*

*All weights and transport dimensions are estimates and are subject to change.*

*While every effort has been made to ensure that the information is accurate/current at the time of production, all specifications are subject to change.*

*If livestock is being fed, it is the operator's responsibility to ensure that the materials in the processed feed mix are suitable. Some of the wrapping material (twine, net wrap or other materials) may be discharged with the feed if the wrapping materials are not removed prior to processing.*

*For the latest product information, please visit: www.highlinemfg.com.*

# BP 661 BALE PRO®




# PROCESS that way

The BP 661 Bale Pro® is also a great option for cattle operations looking for a durable, well-engineered bale processor. An alternative to the BP 660 Bale Pro®, the 661 Bale Pro® has a slat and chain processing chamber with an offset flail drum. Expand your BP 661 by adding a Feed Chopper™ and Grain Tank (See page 36 for additional information on the BP modular system).



PRECISION feeding



# The **Slat & Chain Processing Chamber**
## of the **BP 661 Bale Pro®**

The Highline® flails efficiently "bite" into the bale for uniform feed processing. The flails are optimally sized to grab the bale.

The stepped shaft design is machined from a single length of material vastly improving strength and durability of the drum.

The flails are designed in a spiral formation. This spiral formation ensures that the bale is continuously pulled and processed resulting in consistent feed. Also, the flail drum is digitally balanced for smooth performance and long bearing life.



**Stepped Shaft Design**

**1 Guard Rods**

Guard rods are designed for uniform processing from beginning to end.

**2 Adjustable Aggression**

Bales can be processed more or less aggressively depending on your needs. Processing can be set in a range of 1-5, with 1 being the slowest and 5 being the fastest processing rate. Flails engage the bale from 1/8" up to 1 1/2" for faster processing.

**3 Slat & Chain Feeder**

The Highline® Slat & Chain feed system is designed utilizing durable 2080H chain with no center bearing on the feeder chain rollers.



**Fork Position Indicator**

For improved positioning when loading the second bale.

**Fork Length**

Fork length of 67 ½" (1.71 m) for full bale engagement.

**Adjustable Forks (up to 50" between inside faces)**

Lift bales from the smallest silage up to 6' (1.83 m). Lift from the row and load them into the Bale Pro®.

**Adjustable Axles**

Adjust to a wide stance in uneven terrain for stability, or adjust to a narrow stance for passing through gates and narrow barn doors.

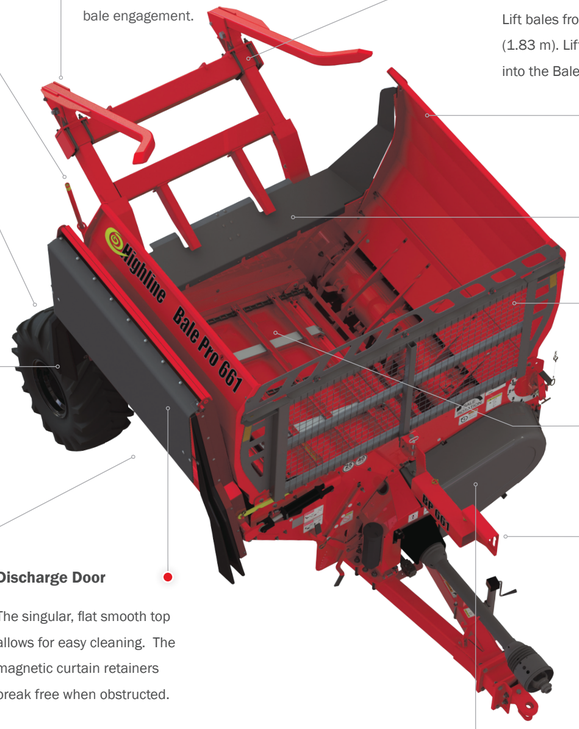


**Side Shields**

Contoured to match large bale profiles for improved flail engagement.

**Rear Deflectors**

Standard on all models.

**Screen Design**

For better material containment.

**Hi-Flotation Tires**

Each Bale Pro® model is designed with appropriately sized hi-flotation tires allowing for easy maneuverability through challenging terrain.

**Slat & Chain Processing Chamber**

(See page 19).

**Hose Holder**

Keep hoses protected and out of the mud! Quickly hook up to the tractor with the hoses now located conveniently beside the tractor remotes. The hose holder locks out of the way during hook up or for shipping.

**Axle Twine Guard**

The Axle Twine Guard eliminates the nuisance of twine getting tightly wrapped around the wheel axle.

**Discharge Door**

The singular, flat smooth top allows for easy cleaning. The magnetic curtain retainers break free when obstructed.

**Drive Tensioning System**

Easy and simple to use tensioner keeps the belt tight to avoid slippage.

# BP 661 SPECIFICATIONS

| | Base 661 Bale Pro® | Base 661 Bale Pro® with Feed Chopper™ | Base 661 Bale Pro® with Grain Tank | Base 661 Bale Pro® with FC* & GT** |
|---|---|---|---|---|
| **PTO Minimum HP** | 85 hp (64 kW) | 125 hp (94 kW) | 100 hp (75 kW) | 125 hp (94 kW) |
| **PTO Recommended HP** | 100 hp (75 kW) | 140 hp (105 kW) | 125 hp (94 kW) | 140 hp (105 kW) |
| **Transport Width** | 112" (2.84 m) | 112" (2.84 m) | 148 ½" (3.77 m) | 148 ½" (3.77 m) |
| **Transport Height** | 130 ½" (3.31 m) | 130 ½" (3.31 m) | 130 ½" (3.31 m) | 130 ½" (3.31 m) |
| **Working Height Maximum** | 152" (3.86 m) | 152" (3.86 m) | 152" (3.86 m) | 152" (3.86 m) |
| **Length to End of Tires** | 181" (4.60 m) | 181" (4.60 m) | 181" (4.60 m) | 181" (4.60 m) |
| **Length to End of Forks Down** | 230" (5.84 m) | 230" (5.84 m) | 230" (5.84 m) | 230" (5.84 m) |
| **Discharge*** ** | Right Hand | Right Hand | Right Hand | Right Hand |
| **Weight** | 5685 lb (2579 kg) | 6430 lb (2917 kg) | 6710 lb (3044 kg) | 7465 lb (3386 kg) |
| **Tongue Weight (Unloaded)** | 1935 lb (878 kg) | 2175 lb (987 kg) | 2280 lb (1034 kg) | 2480 lb (1125 kg) |
| **Hydraulics** | 3 Remote | 3 Remote | 3 Remote | 3 Remote |
| **Driveline** | 1000 rpm PTO 1⅜" 21 Spline | 1000 rpm PTO 1⅜" 21 Spline | 1000 rpm PTO 1⅜" 21 Spline | 1000 rpm PTO 1⅜" 21 Spline |
| **Tires** | 16.5L x 16.1 | 16.5L x 16.1 | 16.5L x 16.1 | 16.5L x 16.1 |
| **Size of Bales** | Up to 6' (1.83 m) diameter | Up to 6' (1.83 m) diameter | Up to 6' (1.83 m) diameter | Up to 6' (1.83 m) diameter |
| **Discharge End Curtains, Top and Rear Deflectors** | Standard | Standard | Standard | Standard |
| **2 Hydraulic Remote** | Option | Option | Option | Option |

** FC - Feed Chopper*
*** Grain Tank capacity - 45 bushels (1587 L)*

**** Right/left hand is determined by sitting in the tractor seat looking forward.*

*All weights and transport dimensions are estimates and are subject to change.*

*While every effort has been made to ensure that the information is accurate/current at the time of production, all specifications are subject to change.*

*If livestock is being fed, it is the operator's responsibility to ensure that the materials in the processed feed mix are suitable. Some of the wrapping material (twine, net wrap or other materials) may be discharged with the feed if the wrapping materials are not removed prior to processing.*

*For the latest product information, please visit: www.highlinemfg.com.*

BP 663 TOP GUN®



# DELIVERING EFFECTIVE
## bedding solutions

The Highline® BP 663 TOP GUN® is a rugged, highly effective agricultural implement for bedding and feeding applications, as well as coverage solutions for environmental and land reclamation. It provides uniform coverage as it throws material up to 80 feet (24.3 meters)*, or feeds by gently dropping a windrow from its side discharge.

** Contingent on environmental and operating conditions.*



PRECISION feeding



**Fork Design**
Ability to load round bales.

**Dual Feed Roller Processing Chamber**

(See page 13).

**Hi-Flotation Tires**
Each Bale Pro® model is designed with appropriately sized hi-flotation tires allowing for easy maneuverability through challenging terrain.




**Rear Deflectors**

**Easily Maneuvered, High Discharge Chute**
Allows you to distribute product to the right or the left of the machine.

AR400 wear resistant material.

**Hose Holder**
Keep hoses protected and out of the mud! Quickly hook up to the tractor with the hoses now located conveniently beside the tractor remotes. The hose holder locks out of the way during hook up or for shipping.



AR400 Reversible Wear Liner



AR400 Replaceable Blades

**Large, Durable Fan and Auger Assembly**

# 3 CHUTE OPTIONS AVAILABLE

## Curved Discharge Chute



## Long Discharge Chute

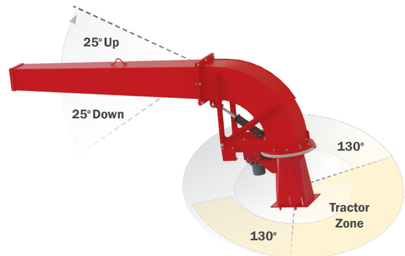


## Curved Discharge Chute with End Deflector



## Joystick Control (optional)

The joystick control option is an easy to use single remote control for all functions including bale load, bale rotation and discharge chute control both horizontally and vertically. This option results in less operator fatigue with very little effort to perform all hydraulic functions of the machine.




Easily and accurately position the discharge chute from the tractor cab for accurate placement of feed or bedding. With a wide range of motion (chute rotates 130 degrees left and 130 degrees right, as well as 25 degrees up and down), the discharge chute (84" (2.13 m) long, 11' (3.35 m) high nozzle) can be directed to throw material up to 80' (24.3 m)*.

*NOTE: Right/Left hand is determined by sitting in the tractor seat looking forward.*

** contingent on environmental and operating conditions.*




## The Most Efficient Way to Put Out Bedding.

The TOP GUN® can easily reach over the top of bunks and fences to blow straw into pens to bed cattle.

The TOP GUN® makes feeding and bedding a quick and comfortable process for both the cattle and yourself.

# TOP GUN® SPECIFICATIONS

| | |
|---|---|
| **PTO Recommended HP** | 165 hp (124 kW) |
| **Transport Width** | 108 ½" (2.75 m) |
| **Transport Height** | 131 ½" (3.34 m) |
| **Working Height Maximum (Nozzle Extended)** | 165" (4.19 m) |
| **Length to End of Tires** | 203 ½" (5.17 m) |
| **Length to End of Forks Down** | 250 ½" (6.37 m) |
| **Weight** | 7780 lb (3518 kg) |
| **Tongue Weight (Unloaded)** | 2815 lb (1277 kg) |
| **Discharge** | Left/Center/Right |
| **Hydraulics** | 3 Remote |
| **Driveline** | 1000 PTO 1 ⅜" 21 Spline with over-running clutch |

| | |
|---|---|
| **Tires** | 16.5L x 16.1 |
| **Size of Bales** | Up to 6' (1.83 m) diameter |
| **Top Deflectors** | Standard |
| **Rear Deflector** | Standard |
| **Rear Facing Lights** | Option |
| **1 Remote Joystick** | Option |
| **Hydraulic Aggression Control** | Option |

*All weights and transport dimensions are estimates and are subject to change.*

*While every effort has been made to ensure that the information is accurate/current at the time of production, all specifications are subject to change.*

*If livestock is being fed, it is the operator's responsibility to ensure that the materials in the processed feed mix are suitable. Some of the wrapping material (twine, net wrap or other materials) may be discharged with the feed if the wrapping materials are not removed prior to processing.*

*For the latest product information, please visit: www.highlinemfg.com.*

# BP 965 BALE PRO®



# REAL flexibility

Ideal for feeding and bedding - the BP 965 Bale Pro® offers all of the proven design features found on the Highline® Bale Pro® series with the added flexibility to process round or square bales as desired...as well as other beneficial design features like a 9' (2.74 m) flail drum which increases processing rate.



PRECISION feeding



# SIMPLE
Design.



Loads large square bales lengthwise.

## ROUND OR SQUARE . . IT DON'T CARE!

**Adjustable forks for round or square bales:**

The low profile fork cradles easily slide under the square bale allowing a single bale to be loaded without backing while the high outer edges account for misalignment by funneling the bale in between the two forks.

Loading rounds from a tight row? Simply pull a pin on each fork to collapse the extensions, allowing you to load without contacting the bale behind.

# EXTREME
Lifting Power.

With the highest breakout force in the industry, the Highline® Vertical Lift design allows you to release even the most stubbornly frozen bales from the ground with ease. Also, because the bale is lifted straight up off of the ground, the scrubbing action against the bale stack is minimized, reducing bale damage and waste.

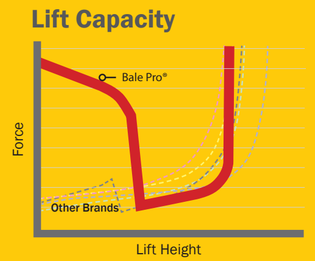




# EFFICIENT LENGTHWISE PROCESSING
of Square Bales.

One of the challenges of processing square bales is maintaining both a high loading efficiency AND high processing efficiency (the competition fails to deliver on either one or the other). The BP 965 Bale Pro® capable of processing a 4' x 4' x 9' **(1.2 x 1.2 x 2.7 m) bale in minutes! The Twine Sickle™ Bale Prepping System on the BP 965 helps with this efficiency.*




The vertical bale lift is a 2 stage lift system where the first stage of the process lifts the bale straight off of the ground. Little space is required to accommodate this design.




The bale is lifted.




The bale is aligned with the flail drum for efficient processing.




The Twine Sickle™ cuts the twine and the bale is dropped loosely into the tub (the loose consistency helps with uniform processing).

*Bale processing times are contingent on bale type, aggression setting and tractor horsepower.
**Forages may react differently when the twine pressure is removed.



**HOW IT WORKS:**

As the square bale is lifted, it slides down into the cutting bar where its weight engages the Twine Sickle™ sections. A hydraulic cylinder is actuated from the cab which slides the sections through the end of the bale and cuts the twine, prior to dumping the bale in the processing chamber. The cutting of the twine prior to loading the bale in the tub results in faster processing.



# EASILY CUT THROUGH TWINE

## WITH THE TWINE SICKLE™ BALE PREPPING SYSTEM

(for square bales)

The Twine Sickle™ - The Bale Prepping System uses the weight of the square bale to effectively cut the twine prior to processing.

**Fork Position Indicator**

For improved positioning when loading the second bale.

**Adjustable Axles**

Adjust to a wide stance in uneven terrain for stability, or adjust to a narrow stance for passing through gates and narrow barn doors.

**Hi-Flotation Tires**

Each Bale Pro® model is designed with appropriately sized hi-flotation tires allowing for easy maneuverability through challenging terrain.

**Axle Twine Guard**

The Axle Twine Guard eliminates the nuisance of twine getting tightly wrapped around the wheel axle.

**Twine Sickle™**

Effectively cut the twine on square bales. See pages 32-33.




**Discharge Door**

The singular, flat smooth top allows for easy cleaning. The magnetic curtain retainers break free when obstructed.

**Fork Design**

Adjustable length fork design for round or square bales.

**Rear Deflectors**

Standard on all models.

**Screen Design**

For better material containment.

**Dual Feed Roller Processing Chamber**

(See page 13).

**Hose Holder**

Keep hoses protected and out of the mud! Quickly hook up to the tractor with the hoses now located conveniently beside the tractor remotes. The hose holder locks out of the way during hook up or for shipping.

**Motor Protection Valve**

Reduces pressure spikes increasing the motor life and durability.

# BP 965 SPECIFICATIONS

| | Base 965 Bale Pro® | Base 965 Bale Pro® with Feed Chopper™ | Base 965 Bale Pro® with Grain Tank | Base 965 Bale Pro® with FC* & GT** |
|---|---|---|---|---|
| **PTO Minimum HP** | 100 hp (75 kW) | 140 hp (105 kW) | 100 hp (75 kW) | 140 hp (105 kW) |
| **PTO Recommended HP** | 115 hp (86 kW) | 165 hp (122 kW) | 125 hp (94 kW) | 165 hp (122 kW) |
| **Transport Width** | 112" (2.84 m) | 112" (2.84 m) | 141 ½" (3.59 m) | 141 ½" (3.59 m) |
| **Transport Height** | 136" (3.45 m) | 136" (3.45 m) | 136" (3.45 m) | 136" (3.45 m) |
| **Working Height Maximum** | 189 ½" (4.81 m) | 189 ½" (4.81 m) | 189 ½" (4.81 m) | 189 ½" (4.81 m) |
| **Length to End of Tires** | 210" (5.33 m) | 210" (5.33 m) | 210" (5.33 m) | 210" (5.33 m) |
| **Length to End of Forks Down** | 302" (7.67 m) | 302" (7.67 m) | 302" (7.67 m) | 302" (7.67 m) |
| **Discharge*** ** | Right Hand | Right Hand | Right Hand | Right Hand |
| **Hydraulics** | 3 Remote | 3 Remote | 3 Remote | 3 Remote |
| **Driveline** | 1000 rpm PTO 1⅜" 21 Spline | 1000 rpm PTO 1⅜" 21 Spline | 1000 rpm PTO 1⅜" 21 Spline | 1000 rpm PTO 1⅜" 21 Spline |
| **Weight** | 7375 lb (3345 kg) | 8390 lb (3806 kg) | 8480 lb (3847 kg) | 9495 lb (4307 kg) |
| **Tongue Weight (Unloaded)** | 2400 lb (1088 kg) | 2760 lb (1252 kg) | 2715 lb (1232 kg) | 3070 lb (1393 kg) |
| **Tires** | 16.5L x 16.1 | 16.5L x 16.1 | 16.5L x 16.1 | 16.5L x 16.1 |
| **Max. Size of Bales**<br>**Round**<br>**Square** | 6' (1.83 m)<br>4' x 4' x 9' (1.2 x 1.2 x 2.7 m) | 6' (1.83 m)<br>4' x 4' x 9' (1.2 x 1.2 x 2.7 m) | 6' (1.83 m)<br>4' x 4' x 9' (1.2 x 1.2 x 2.7 m) | 6' (1.83 m)<br>4' x 4' x 9' (1.2 x 1.2 x 2.7 m) |
| **Twine Sickle™, Discharge End Curtains, Top and Rear Deflectors** | Standard | Standard | Standard | Standard |
| **2 Hydraulic Remote** | Option | Option | Option | Option |

** FC - Feed Chopper*
*** Grain Tank capacity - 45 bushels (1587 L)*

**** Right/left hand is determined by sitting in the tractor seat looking forward.*

*All weights and transport dimensions are estimates and are subject to change.*

*While every effort has been made to ensure that the information is accurate/current at the time of production, all specifications are subject to change.*

*If livestock is being fed, it is the operator's responsibility to ensure that the materials in the processed feed mix are suitable. Some of the wrapping material (twine, net wrap or other materials) may be discharged with the feed if the wrapping materials are not removed prior to processing.*

*For the latest product information, please visit: www.highlinemfg.com.*

# the Bale Pro® MODULAR SYSTEM

**The Bale Pro® modular system adds flexibility to your Bale Pro® system allowing you to add components as your operation requirements shift.**

## 1 THE Base Bale Pro®

Highline® Bale Pros® aggressively spin and loosen the bale for uniform feeding into the flail processing chamber, allowing for range or bunk feeding.

## 2 Feed Chopper™

The Highline® Feed Chopper™ is a secondary processing option that allows you to produce a consistent, shorter cut length; the shorter cut length creates a more consistent feed output and gets rid of long stems.

## 3 Grain Tank

The hydraulically driven Grain Tank boasts a 45 bushel (1587 l) tank. The grain is inserted, rather than dropped onto the forage resulting in an evenly mixed feed ration.

= Bale Pro® BP

**How the BP System Impacts the Bottom Line - Analyze The Numbers**
The Bale Pro® System:

- Reduces the labor requirements to provide proper nutrition. This provides the greatest benefits at calving season—no chop pails or rolled grain wagons, no necessity for 2 operators and 2 tractors.
- Eliminates the cost to own or rent a tub grinder.
- Eliminates waste from spoilage of batch processing.
- Ability to run bedding through the Feed Chopper™ increases absorption in various indoor applications.

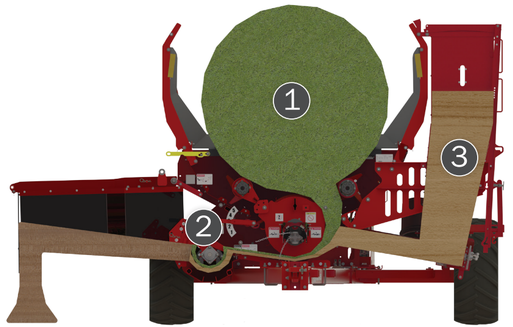


*looking from the front of the Bale Pro®

1. The bale is processed.
2. The Feed Chopper™ slices processed forage, cracks grain and blends the mix into a ration.
3. Metered grain is inserted into the feed stream.

# 1 the BASE BALE PRO®

**BP 660 / BP 661 / BP 663 TOP GUN® / BP 965**




Highline's Bale Pros® chop and mix round or square bales (model dependent), reducing sorting and waste.

## The Bale Pro® advantages:



### Discharge Door

Accommodate a wide range of bunks or windrowing with this lengthened, one piece discharge door.



### Extremely Durable Construction

The durable, 6 X 4 A-Frame design and continuous tube structure of all Bale Pros® handles heavy loads. The continuous frame member eliminates weld stress points when operating in harsh environments.



### 2 Stage Bale Lift

The 2 stage vertical lift reduces the bale being lifted from "scrubbing" on the bales in the bale stack, as well as eliminates the need to clutch the tractor between bales.

# 1 the BASE BALE PRO®

**BP 660 / BP 661 / BP 663 TOP GUN® / BP 965**

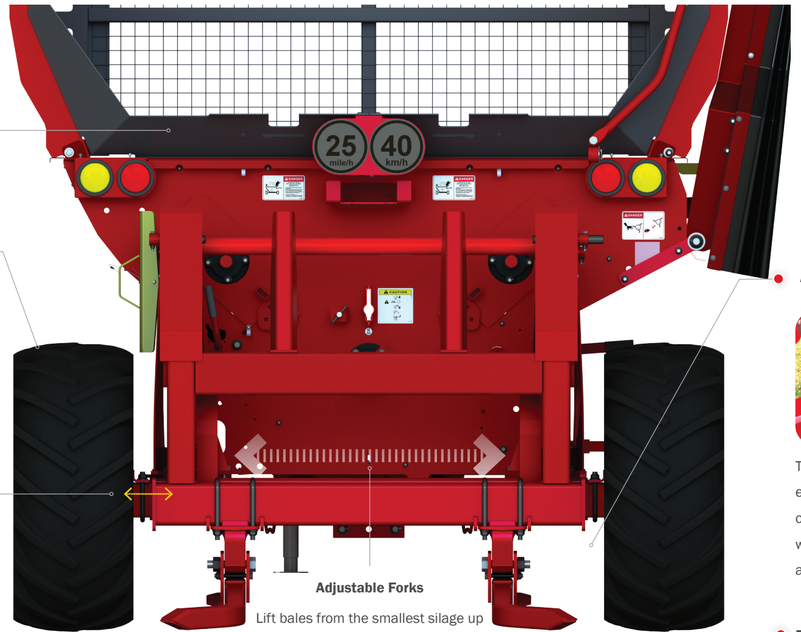


**Rear Deflectors**

Standard on all models.

**Hi-Flotation Tires**

Each Bale Pro® model is designed with appropriately sized hi-flotation tires allowing for easy maneuverability through challenging terrain.

**Adjustable Axles**

Adjust to a wide stance in uneven terrain for stability, or adjust to a narrow stance for passing through gates and narrow barn doors.

**Adjustable Forks**

Lift bales from the smallest silage up to 6' (1.83 m). Lift from the row and load them into the Bale Pro®.

**Axle Twine Guard**



The Axle Twine Guard eliminates the nuisance of twine getting tightly wrapped around the wheel axle.

**Fork Length**

Fork length of 67 ½" (1.71 m) for full bale engagement.

## Vertical Bale Lift

The Bale Pro® vertical bale lift has the highest breakout force of any bale processor on the market today. This force allows you to easily remove bales that are frozen to the ground. Vertical lift reduces the bale being lifted from “scrubbing” on the bales in the bale stack, as well as eliminates the need to clutch the tractor between bales.

The vertical bale lift is a 2 stage lift system where the first stage of the process lifts the bale straight off of the ground. Little space is required to accommodate this design. The competitors lack the 2 stage system. On competitors' systems, the bale rotation into the tub is started immediately resulting in limited force, as well as the need to pull ahead when loading a bale from a stack.

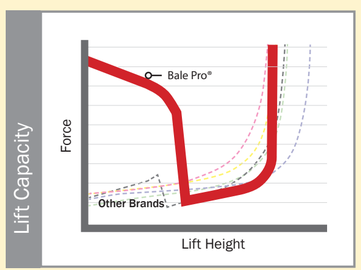


*STAGE 1*



*STAGE 2*





# 1 the BASE BALE PRO®

**BP 660 / BP 661 / BP 663 TOP GUN® / BP 965**





*The image above shows what happens when feed is not placed in a windrow. Instead of standing and eating, the cattle wander around trampling and wasting valuable feed, as well as consuming additional energy.*

## Feeding in the Field.

Feeding cattle in a bunk or a windrow in the field reduces corral cleaning costs in spring; as well, the nutrients from the manure benefit the field biology.

## Hydraulic Discharge Door.

The hydraulically operated discharge door “contains” the outputted material in a high, uniform mound. This high mound reduces the amount of sorting the cattle will do, and also deters excess walking and wasting of valuable energy.









## Bedding Profiles of Highline Bale Pros®

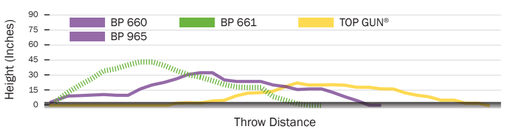


The graph on the left represents the bedding profiles of each of the different Highline® Bale Pros® in ideal conditions *(reaching maximum height and distance).* The results were taken while each Bale Pro® was stationary with each Bale Pro® processing one complete round bale. (*While feed and weather conditions can alter these measurements, the general pattern of each Bale Pro® remains consistent.)*

## Efficient Processing

The Bale Pro® allows you to do double-duty; process one bale while carrying another on the forks. This saves time by allowing for continued operation before having to load again.

Loading bales is a simple one person operation from the comfort of the tractor cab.

## Even Bedding

Create an even and lofty spread using a Highline® Bale Pro®. Quality bedding is produced while using less straw, saving on input costs.

# 2 the FEED CHOPPER™

BP 660 / BP 661 / BP 965




**a Feed Chopper™ Blades**

The Feed Chopper™ is designed with 128 blades spinning at 3,000 rpm to provide a uniform blend of shorter cut lengths of roughage. The blades are sharpened on both sides; if a blade is worn out or damaged, simply flip the blade over for a sharpened edge.

**b Spring Tensioner**

The spring tensioner has a wide setting range and this ensures adequate tension on the belt throughout its life. It is a maintenance free design, simply check the tension sight window to verify it's within operating conditions and go!

**Additional Benefits**

Finished feeding and need to bed? The Feed Chopper™ can be easily disengaged and your throw profile adjusted by simply removing the 2 hair pins on either side of the Feed Chopper™ and adjusting the angle of the deflector pan for bedding purposes.

## The Feed Chopper™

The Feed Chopper™, exclusively from Highline®, is a secondary processing option to create shorter cut lengths. Rather than stationary knives that pulverize or drag leaves off of stems, the Highline® Feed Chopper™ truly slices through the hay creating an optimal consistency. The Feed Chopper™ is a great alternative to tub grinders.



- **Improves Whole Plant Intake**

  Chopping reduces particle size of the whole plant improving intake of the stem portion. This is the part cows and sheep sort against. The efficiency of forage utilization improves, reducing the amount of forages for winter feeding the herd.

- **Reduces Waste While Increasing Palatability**

  Cattle have preferences in what they eat. For example, longer coarse feed and low quality hay may have adequate nutritional value, but are not eaten, creating feed waste. By chopping low quality hay, intake of feed is increased, cattle will clean up the windrow or feed bunks.

- **Minimizes Sorting**

  Consistent shorter cut length hay from the Feed Chopper™ ensures cattle do not sort different length material or grain. Now full feed utilization can occur while the cattle are eating the intended rations.

- **Flexibility of Feed Types**

  The Highline® Feed Chopper™ excels at cutting a wide range of bales including silage, corn or old straw bales. Feed sources can include: Corn Stover, Canola Straw, Green Feed, Alfalfa and Silage Bales, processed to an appropriate blend of cut lengths.

The Feed Chopper™ can be added as a field installed option to the BP 660, BP 661 and BP 965 Bale Pros®.

# 3 the GRAIN TANK



## The Grain Tank is a variable speed hydraulic drive feed system that allows for even and consistent flow.

Unique to bale processing, the Highline® metering system ensures uniform mixes each and every time...regardless of feed conditions! Even distribution of grain or pellets within the hay is critical to ensure a good combined feed mix. Because cattle prefer grain to hay, they will sort out the grain and leave the hay if possible. The hydraulic drive feed system inserts the grain directly into the hay stream (as opposed to placing it on top) ensuring an optimal mix. Feeding grain is critically important to cattle in cold weather, backgrounding and during the final stages of gestation. Proper nutrition is required if the cattle body condition is to be maintained which relates directly to healthy calving and desired weight gains.

**Auger**
Hydraulic motor with ample power along with a proportional valve for precise rate control.



**Axle**
The speed sensor offsets in the rim keeping it away from mud & twine.






**Hydraulic Drive Feed System**
With no complex driveline, evenly distribute your grain or pellets.

## Grain Tank Features

**Controlling Rations**

It is vital to ensure that the amount of grain added into a ration is controlled. The amount of grain components in the ration needs to match up with the rumen's ability to utilize the grains. Increasing the grain components too quickly can result in acidosis and the animals going off feed. The Highline® hydraulic drive feed system precisely distributes the grain or pellets into the hay or straw windrow.

The hydraulic drive feed system now allows for stationary processing with precise grain addition – perfect for pre-processing for wagon or mixer feeding!




**Control System Display**
Easily set your rate for any feeding scenario. Enter the output you want, the calibration value, and start feeding.




**Variable Speed Hydraulic Drive**
Hydraulically driven metering can be instantly adjusted from the cab – no more distance meter or changing sprockets.




**Gauge Windows**
Easily view current grain levels through multiple gauge windows and confirm with the weight estimate on the display.




**Electrical Ground Speed Sensing**
No more complex auger driveline. Ground speed is determined from a speed sensor on the axle.




**Tank Lid & Ladder**
Large, 45 bushel (1587 L) tank with remote opener and a flip-down ladder to easily access the large 2' x 6' (.61 x 1.83 m) tank opening.

The Grain Tank can be added as a field installed option to the BP 660, BP 661 and BP 965 Bale Pros®.

# TMR MIXER models

## **4 MODELS** - one to meet your needs.

Highline® Manufacturing is focused on ensuring the equipment we offer is part of a complete solution to feeding livestock in the most efficient and effective way possible.




**Perfect for the smaller to mid-size farm**

**AMX 520T** Mixer

PAGE 50




**Low profile loading height**

**AMX 690T** Mixer

PAGE 54




**Simple. Reliable. Cost Effective**

**AMX 850T** Mixer

PAGE 58




**Allows one operator to perform all cattle feeding with a single machine**

**AMX 1000S** Mixer

PAGE 62

# AMX 520T MIXER




## EASY
## to operate

The AMX 520T single screw mixer is perfect for the smaller to mid-size farm! With features like a wide 58” door and three conveyor options offered, this compact mixer would be an essential part of your feeding program.





# AMX 520T Features

**Single Vertical Mixing Screw**

Screw comes standard with 10 knives installed.



**Load Cell Configuration**

Four load cells that measure the tub and conveyor to provide accurate measurements.

**Unload Door**

An industry leading 58" wide front unload door for fast and even feed delivery. The larger door means fewer tractor stops and an optimal clean out.

**Aggression Plates**

To aid in a shorter cut length of material.




**2 speed Gear Box (optional)**

Manual shift or Power shift.

**Durable A Frame**

The continuous frame member eliminates weld stress points when operating in harsh environments.

**Hubs**

Heavy duty 10 bolt hubs.

**Axle and Tires**

Single axle and high flotation tires (445/50R-22.5) are standard equipment to meet the extremes of North American weather.

**Conveyors**

Three different conveyor options available to meet your needs - Hydraulic Fold, Dogleg and Flat.




# AMX 520T SPECIFICATIONS

## Tub

| | |
|---|---|
| **Tub Capacity / with 10" extension** | 451 ft³ (12.7 m³) / 520 ft³ (14.7 m³) |
| **Number of Screws** | 1 |
| **Screw Speed** | 39 rpm @ 1000 PTO |
| **Screw Thickness and Material** | ⅝" (15.9 mm) Steel |
| **Tub Wall Thickness and Material** | ¼" (6.4 mm) AR200 Steel |
| **Tub Floor Thickness and Material** | ¾" (19 mm) Steel |
| **Aggression Plates** | Yes |
| **Weigh System** | 4 Point Weighing System |

## Unloading

| | |
|---|---|
| **Conveyors** | Chain with Steel Slats |
| **Unload Height Flat** | 32" (813 mm) |
| **Unload Height Dogleg** | 46" (1168 mm) |
| **Unload Height Hydraulic** | 32" - 56" (813 mm - 1422 mm) |
| **Unload Door Width** | 58" (1473 mm) |

**Hay Ring (Optional)**



## Drivetrain

| | |
|---|---|
| **PTO Minimum HP** | 100 hp (75 kW) |
| **PTO Drive** | 1 ⅜" PTO Yoke, Cat 6 PTO, Shear Protection, 1000 rpm |
| **Tires** | Two 445/50-22.5 |
| **Suspension** | Single Axle, HD 10 Bolt Hubs |

## Dimensions and Weight

| | |
|---|---|
| **Unloaded Weight** | 10600 lb (4818 kg) |
| **Max Payload** | 10040 lb at 20 mph (6382 kg at 32 kph) |
| **Length** | 227" (5.77 m) |
| **Height - Standard** | 117" (2.97 m) |
| **Height - With 10" Extension** | 127" (3.23 m) |
| **Width - Flat Conveyor** | 109" (2.77 m) |
| **Wheel Track Width** | 100" (2.54 m) |

All weights and transport dimensions are estimates and are subject to change.
While every effort has been made to ensure that the information is accurate/current at the time of production, all specifications are subject to change.

If livestock is being fed, it is the operator's responsibility to ensure that the materials in the processed feed mix are suitable. Some of the wrapping material (twine, net wrap or other materials) may be discharged with the feed if the wrapping materials are not removed prior to processing.

For the latest product information, please visit: www.highlinemfg.com.




# LOW
## profile

The AMX 690T has a low profile loading height making it easier to load materials into the mixer. The low profile gives you the ability to easily maneuver through low barn door openings.





# AMX 690T Features

**Twin Vertical Mixing Screws**

Each screw comes standard with 10 knives installed.



**Load Cell Configuration**

Four load cells that measure the tub and conveyor to provide accurate measurements.

**Unload Door**

An industry leading 58" wide front unload door for fast and even feed delivery. The larger door means fewer tractor stops and an optimal clean out.

**Dividers**

Prominent dividers in the tub means minimal mixing dead spots with exceptional clean out.




**2 speed Gear Box (optional)**

Manual shift or Power shift.

**Hubs**

Heavy duty 10 bolt hubs.

**Axle and Tires**

Single axle and high flotation tires (445/50R-22.5) are standard equipment to meet the extremes of North American weather. A tandem walking axle option is available.

**Aggression Plates**

To aid in a shorter cut length of material.

**Conveyors**

Three different conveyor options available to meet your needs - Hydraulic Fold, Dogleg and Flat.




# AMX 690T SPECIFICATIONS

## Tub

| | |
|---|---|
| **Tub Capacity / with 6" extension** | 625 ft³ (17.7 m³) / 692 ft³ (19.5 m³) |
| **Number of Screws** | 2 |
| **Screw Speed** | 33 rpm @ 1000 PTO |
| **Screw Thickness and Material** | ⅝" (15.9 mm) Steel |
| **Tub Wall Thickness and Material** | ¼" (6.4 mm) AR200 Steel |
| **Tub Floor Thickness and Material** | ⅝" (15.9 mm) Steel |
| **Aggression Plates** | Yes |
| **Weigh System** | 4 Point Weighing System |

## Unloading

| | |
|---|---|
| **Conveyors** | Chain with Steel Slats |
| **Unload Height Flat** | 34" (864 mm) |
| **Unload Height Dogleg** | 48" (1220 mm) |
| **Unload Height Hydraulic** | 34" - 58" (864 mm - 1473 mm) |
| **Unload Door Width** | 58" (1473 mm) |

**Hay Ring (Optional)**



## Drivetrain

| | |
|---|---|
| **PTO Minimum HP** | 120 hp (90 kW) |
| **PTO Drive** | 1 ⅜" PTO Yoke, Cat 6 PTO, Shear Protection, 1000 rpm |
| **Tires - Single Axle** | Two 445/50-22.5 |
| **Tires - Tandem Axle** | Four 550/45-22.5 20 ply |
| **Suspension** | Single Axle, HD 10 Bolt Hubs or Tandem Walking Beam |

## Dimensions and Weight

| | |
|---|---|
| **Unloaded Weight** | 16680 lb (7582 kg) |
| **Max Payload - Single or Tandem** | 19000 lb at 20 mph (8618 kg at 32 kph) |
| **Length** | 316" (8.03 m) |
| **Height - Standard** | 103" (2.62 m) |
| **Height - With 6" Extension** | 109" (2.77 m) |
| **Width - Flat Conveyor** | 109" (2.77 m) |
| **Wheel Track Width** | 102" (2.59 m) |

All weights and transport dimensions are estimates and are subject to change.
While every effort has been made to ensure that the information is accurate/current at the time of production, all specifications are subject to change.

If livestock is being fed, it is the operator's responsibility to ensure that the materials in the processed feed mix are suitable. Some of the wrapping material (twine, net wrap or other materials) may be discharged with the feed if the wrapping materials are not removed prior to processing.

For the latest product information, please visit: www.highlinemfg.com.

# AMX 850T MIXER



# SIMPLE. RELIABLE.
## and cost effective

Highline® Manufacturing is focused on ensuring the equipment we offer is part of a complete solution to feeding livestock in the most efficient and effective way possible. The AccuMix™ AMX 850T towed feed mixer is another tool in our lineup that is simple, reliable and cost effective.





# AMX 850T Features

**Twin Vertical Mixing Screws**

Each screw comes standard with 10 knives installed.



**Load Cell Configuration**

Four load cells that measure the tub and conveyor to provide accurate measurements.

**Unload Door**

An industry leading 58" wide front unload door for fast and even feed delivery. The larger door means fewer tractor stops and an optimal clean out.

**Dividers**

Prominent dividers in the tub means minimal mixing dead spots with exceptional clean out.

**Mud Flaps (Optional on the 850T, 690T and 520T models)**

To prevent material throw from the tractor tires onto the front unload conveyor.

**Hubs**

Heavy duty 10 bolt hubs.

**2 speed Gear Box (optional)**

Manual shift or Power shift.

**Axles and Tires**

Dual axles and high flotation tires (550/45-22.5 20 ply) are standard equipment to meet the extremes of North American weather. A single axle option is available.




**Aggression Plates**

To aid in a shorter cut length of material.

**Conveyors**

Three different conveyor options available to meet your needs - Hydraulic Fold, Dogleg and Flat.




# AMX 850T SPECIFICATIONS

## Tub

| | |
|---|---|
| **Tub Capacity / with 10" extension** | 745 ft³ (21 m³) / 850 ft³ (24 m³) |
| **Number of Screws** | 2 |
| **Screw Speed** | 33 rpm @ 1000 PTO |
| **Screw Thickness and Material** | ⅝" (15.9 mm) Steel |
| **Tub Wall Thickness and Material** | ¼" (6.4 mm) AR200 Steel |
| **Tub Floor Thickness and Material** | ¾" (19 mm) Steel |
| **Aggression Plates** | Yes |
| **Weigh System** | 4 Point Weighing System |

## Unloading

| | |
|---|---|
| **Conveyors** | Chain with Steel Slats |
| **Unload Height Flat** | 36" (914 mm) |
| **Unload Height Dogleg** | 50" (1270 mm) |
| **Unload Height Hydraulic** | 36" - 60" (914 m - 1524 mm) |
| **Unload Door Width** | 58" (1473 mm) |

**Hay Ring (Optional)**



## Drivetrain

| | |
|---|---|
| **PTO Minimum HP** | 150 hp (112 kW) |
| **PTO Drive** | 1 ⅜" PTO Yoke, Cat 6 PTO, Shear Protection, 1000 rpm |
| **Tires - Single Axle** | Two 445/50-22.5 |
| **Tires - Tandem Axle** | Four 550/45-22.5 20 ply |
| **Suspension** | Single Axle, HD 10 Bolt Hubs or Tandem Walking Beam |

## Dimensions and Weight

| | |
|---|---|
| **Unloaded Weight** | 20200 lb (9182 kg) |
| **Max Payload - Single Axle** | 17000 lb at 20 mph (7711 kg at 32 kph) |
| | 24000 lb at 7 mph (10886 kg at 11 kph) |
| **Max Payload - Tandem Axle** | 24000 lb at 20 mph (10886 kg at 32 kph) |
| **Length** | 316" (8.03 m) |
| **Height - Standard** | 114" (2.90 m) |
| **Height - With 10" Extension** | 124" (3.15 m) |
| **Width - Flat Conveyor** | 109" (2.77 m) |
| **Wheel Track Width** | 107" (2.72 m) |

All weights and transport dimensions are estimates and are subject to change.
While every effort has been made to ensure that the information is accurate/current at the time of production, all specifications are subject to change.

If livestock is being fed, it is the operator's responsibility to ensure that the materials in the processed feed mix are suitable. Some of the wrapping material (twine, net wrap or other materials) may be discharged with the feed if the wrapping materials are not removed prior to processing.

For the latest product information, please visit: www.highlinemfg.com.

# AMX 1000S MIXER



# TOUGH. ACCURATE.
## and reliable

The AccuMix™ model AMX 1000S Self Loading Self Propelled Feed Mixer allows one operator to perform all cattle feeding with a single machine, without leaving the seat. It is the only North American designed and manufactured machine of its kind.



# AMX 1000s Features

### Engine

The Cummins B6.7 six cylinder diesel engine delivers 310 HP, offering the highest torque in the industry.

Sliding rear engine cover provides quick and easy hassle-free access for service.





### Drive

*Built for Here*™, the AMX 1000S boasts aggressive high-flotation tires, fully hydrostatic AWD, leaf-spring suspension for a comfortable ride, three steering modes for easy maneuvering, and two operating modes - work and travel.

### The Loading Arm

The self-loading arm option allows for a single operator to do all the feeding with one machine.



### Hydraulics

Highline® uses proven brand name hydraulic pumps, motors and valves for ultimate reliability.



### Tub

The mixing tub contains two hydraulically driven vertical screws, with three user-customized speeds, from 1-50 rpm.

### Milling Head

Load your feed quickly and efficiently into the tub. The milling head speed is adjustable from 0 to 600 rpm.







### Cab With A View!

The spacious cab offers air ride, heated seats, heated front windshield, auxiliary diesel heater, sun shade, a buddy seat, standard scale head with Bluetooth capability and heated mirrors.

All that with an amazing view!



### Side Discharge

Standard front LHS conveyor OR drop-chute and optional rear conveyor OR drop-chute (LHS or RHS).

### Controls

Touchscreen display and ergonomic joystick allows the operator to easily control the functions of the machine.



### Cab Access

The stairs extend out when the park brake is applied and fold away when brake is disengaged. This feature allows for improved access and safety to the cab area, in addition to narrower machine width.







# AMX 1000S SPECIFICATIONS

| | |
|---|---|
| **Tub** | |
| **Tub Capacity** | 1000 ft³ (28.3 m³) |
| **Screw Speed** | 3 Adjustable Presets, Range 1-50 rpm |
| **Screw Thickness and Material** | ⅝" (15.9 mm) 44W Steel |
| **Tub Wall Thickness and Material** | ¼" (6.4 mm) AR200 Steel |
| **Tub Floor Thickness and Material** | ¾" (19 mm) 44W Steel |
| **Engine** | |
| **Engine** | Cummins B6.7 Six Cylinder Diesel - Tier 4 Final |
| **Engine Power** | 310 HP (232 kW) |
| **Loading Arm** | |
| **Milling Head Power** | 150 HP (112 kW) |
| **Milling Head Speed** | Variable 0-600 rpm |
| **Milling Head Width** | 92" (2.34 m) |
| **Max. Load Height** | 260" (6.6 m) |
| **Unloading** | |
| **Conveyors** | Chain with Steel Slats |
| **Positions - Standard** | Standard front LHS conveyor OR drop-chute |
| **Positions - Optional** | Optional rear conveyor OR drop-chute (LHS or RHS) |
| **Maximum Feedout Height** | 42" (1.06 m) |
| **Cab and Cooling Features** | |
| **Engine Cooler** | Flexxaire Auto Reversing Fan |
| **Hydraulic Cooler** | Hydac Cooler with Auto Reversing Fan |
| **Cameras** | Back up, Tub and Right Side View (Optional 360˚ Birds-eye View) |
| **Mirrors** | Heated and Motorized |
| **Seat** | Adjustable Air-ride |
| **Climate** | Auto Heat, A/C and Diesel Cab Heater with Auto-start Timer) |
| **Electrical System** | 12V |
| **Drivetrain** | |
| **Drive Modes** | Work (4 Adjustable Speed Ranges - max 25 km/h) and Travel (max 40 km/h) |
| **Speed Ranges** | 4 in Work Mode |
| **Max. Speed** | 25 mph (40 km/h) |
| **Transmission** | Full Hydrostatic (AWD) |
| **Tires** | 600/55R26.5 - 70 psi (483 kpa) |
| **Suspension** | Mechanical - Leaf Springs & Stabilizer Bars |
| **Steering** | Front, Circle and Crab |
| **Dimensions and Weight** | |
| **Unloaded Weight with Arm** | 46000 lb (20909 kg) |
| **Unloaded Weight without Arm** | 40000 lb (18182 kg) |
| **Max Payload** | 26000 lb (11793 kg) |
| **Length - With Loading Arm** | 478" (12.14 m) |
| **Length - Without Loading Arm** | 380" (9.65 m) |
| **Height - Top of Cab Antenna** | 137" (3.47 m) |
| **Width - LHS Conveyor Only (Up/Down)** | 132" (3.35 m) / 141" (3.58 m) |
| **Width - Conveyor both sides (Up/Down)** | 138" (3.50 m) / 171" (4.34 m) |
| **Width - LHS Drop Chute Only (Up/Down)** | 126" (3.20 m) / 126" (3.20 m) |
| **Width - Drop Chute Both Sides (Up/Down)** | 127" (3.22 m) / 133" (3.37 m) |
| **Wheel Base** | 275" (6.99 m) |
| **Ground Clearance** | 19" (.48 m) |

YOUR LOCAL PROFESSIONAL HIGHLINE DEALER:

Printed in Canada - 04.24

Highway #27, PO Box 307
Vonda, SK, Canada S0K 4N0

**www.highlinemfg.com**

# Mowing Equipment
## Product Catalogue

Highline





# OUR MISSION

**Our mission is to design, manufacture and distribute the highest quality, most durable and reliable farm equipment in the world, which is affordable and meets or exceeds the expectations of our most demanding customers.**

Highline Manufacturing is a division of Bourgault Industries Ltd. and as such shares a common standard of "pursuing perfection" in their business approach.  Highline's shared approach is to develop relevant products of the highest quality that exceed the expectations of our most discerning customers.



# THE RCH™ HYDRO
## within ReaCH

The next generation of the RCH™ Hydro Mower is compact with exceptional maneuverability. The unique hydraulic drive system provides the benefits of minimal maintenance and extended blade life which both increase your daily cutting time.  Just ask one of our current operators!





RCH™ 415 HYDRO MOWER

An industry exclusive feature of a Highline® mower is the integrated Radial Contouring Hitch (RCH™). The RCH™ is designed to keep the tractor on the road and the Operator safe while achieving a quality cut.

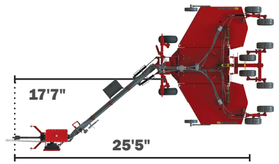


### Versatility - Mow on Both Sides of the Road Without Switching Configurations

Mow to the left or the right, or behind on flat areas. The mower can ReaCH either side without requiring a configuration change. The mower can be easily manipulated for backing up and turning around in tight spaces.




### Independent Wing Lift

Mow in areas that are restricted for space by lifting each wing independently.
The ability to turn off the deck motors and lift the wings independently is exclusive to a hydraulic mower.




Wing Lift is 90° for compact road transport.

# Save **TIME** and **INCREASE** Productivity.

Greasing and maintenance have always been time consuming and cumbersome tasks. Care and greasing on traditional, mechanically-driven ditch mowers can take from 30 minutes up to an hour of preparation time every day! With the RCH™ Hydro Mower greasing and maintenance takes approximately 10 minutes.

In a mowing season of 100 days this translates into an extra 100 miles (160 kms) of mowing!

### Gradient Steering

The gradient steering, available on the RCH™ Hydro Mower, in steep application minimizes side drag on tractor and excessive tractor tire wear

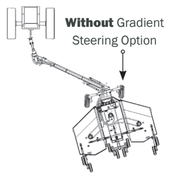


In this illustration the front wheels are free to caster and the mower is skewed noticeably.

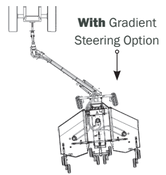


In this illustration, the front wheels are steering the mower up the ditch, so the skew is reduced.





With conventional mowers, daily greasing is a tedious, laborious task. With the RCH™ Hydro, greasing of a single driveline is all that it takes to be up and running!

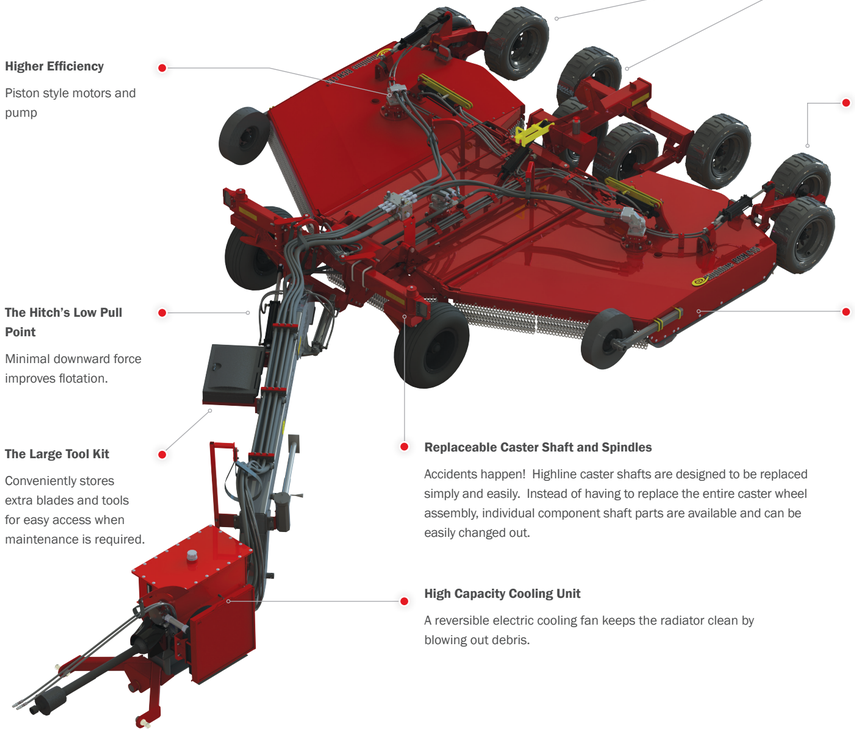

**Rear and Wing Tires (Standard)**

**27 x 10.5, 15" Skid Steer**

**Higher Efficiency**

Piston style motors and pump

**Walking Axle**

Experience a smoother ride and better contouring with the walking axle on the wings.

**The Hitch's Low Pull Point**

Minimal downward force improves flotation.

**Redesigned Skid Plates**

Are made from durable abrasion resistant steel. Skid Plates may be exchanged from side to side for extended life and are replaceable.

**The Large Tool Kit**

Conveniently stores extra blades and tools for easy access when maintenance is required.

**Replaceable Caster Shaft and Spindles**

Accidents happen! Highline caster shafts are designed to be replaced simply and easily. Instead of having to replace the entire caster wheel assembly, individual component shaft parts are available and can be easily changed out.

**High Capacity Cooling Unit**

A reversible electric cooling fan keeps the radiator clean by blowing out debris.



EXTREME

## Maneuverability.

No need to steer the tractor around stop signs or obstacles — just use the hydraulic controls to maneuver the mower. Large front tires assist in ground contouring and provide excellent flotation.

# The RCH™ HYDRO MOWER



## THE OPTIONAL JOYSTICK
IS SIMPLY MORE INSTINCTIVE!

With all hydraulic functions on one control, the Operator can easily operate the RCH™ Hydro Mower with minimum effort. Operators are raving about the ease of use the joystick provides.



## LARGE, SMOOTH
UNDERSIDE SHREDS MULCH.

A depth of 11" from the underside of the deck to the blade allows for a larger volume of material to be mulched, resulting in a better cut.

The deck protection rings protect the underdecks from damage due to the rotary blade, flying rocks, or debris.

## THE HYDRAULIC DRIVE
ADVANTAGE



The hydraulic drive advantage translates into less time doing maintenance and more time operating! This is because the hydraulic drive system eliminates a number of moving parts including slip clutches which can wear over time reducing overall performance. Also, when a mower blade hits an obstacle, the hydraulic pressure is relieved, reducing force being applied on the blade and potential damage.

The hydraulic drive system reduces the number of PTO drive shafts which means less time greasing.



Drive your tractor on a safe footing while ReaCHing into more difficult places with the mower. The RCH™ design allows the tractor to remain on the road on a safe level footing. There is no need to run dual tires to increase stability. No more tractors stuck in soft ditches. Gone are the days of putting your foot on the tractor window to keep yourself in the seat, reducing driver fatigue.

# RCH 415 SPECIFICATIONS

| | |
|---|---|
| Cutting Swath | 180" (4.57 m) |
| Cutting Capacity | 3 ½" (89 mm) |
| Cutting Height | 2" to 15" (51 mm to 381 mm) |
| Overall Width (to outside of wings lowered) | 196" (4.98 m) |
| Overall Length | 392" (10 m) |
| Transport Width | 120" (3.05 m) |
| Weight | 9735 lb (4416 kg) |
| Blade Size | ½" x 4" (13 mm x 102 mm) |
| Wing Working Range | 25° Down, 55° Up |
| Double Safety Chains All Round | Standard |
| Minimum Recommended HP | 140 hp (104 kW) |

| | |
|---|---|
| Deck Thickness | 3/16" High Impact Resistant |
| Blade Tip Speed | 15250 FPM (4650 mpm) |
| Standard Front Tires | 32 x 11.5 x 15 22 Ply |
| Rear Tires (Wing) | 27 x 10.5, 15" Skid Steer (Standard) |
| Rear Tires (Center) | 27 x 10.5, 15" Skid Steer (Standard) |
| Hydraulic Fluid | AW68 |
| Oil Capacity | 20 Imp Gal (94 L) |
| Deck to Blade Clearance | 11" (279 mm) |
| Tongue Weight | 1275 lb (578 kg) |
| Driveline | Cat 4 1000 PTO -1 3/8" 21 Spine |

*While every effort has been made to ensure that the information is accurate/current at the time of production, all specifications are subject to change.*

*For the latest product information, please visit: www.highlinemfg.com.*



Highline

YOUR LOCAL PROFESSIONAL HIGHLINE DEALER:

Printed in Canada - 09.22

Highway #27, PO Box 307
Vonda, SK, Canada S0K 4N0

**www.highlinemfg.com**




MADE IN CANADA

# Mapleside MFG INC

# SKIDSTEER & TRACTOR ATTACHMENTS

## BUCKETS | BOX BLADES | BALE SPEARS| PALLET FORKS | MANURE FORKS



2 YEAR WARRANTY

HARCOAg EQUIPMENT

**PRODUCT BROCHURE**

HARCOAg EQUIPMENT

# BUCKETS





## Low Profile Bucket

| Product ID | Standard Features | Optional |
|---|---|---|
| 66LPB<br>72LPB<br>78LPB<br>84LPB<br>90LPB<br>96LPB | • 6"x5/8" HARDENED STEEL CUTTING EDGE<br>• 18" HIGH AND 36" DEEP<br>• PRE DRILLED HOLES FOR OPTIONAL CUTTING EDGE | • DIGGING TEETH<br>• BOLT-ON CUTTING EDGE |

*AVAILABLE IN SKID STEER, EURO & JDQA*



## Standard Profile Bucket

| Product ID | Standard Features | Optional |
|---|---|---|
| 72SPB<br>78SPB<br>84SPB<br>90SPB<br>96SPB | • 6"x5/8" HARDENED STEEL CUTTING EDGE<br>• PRE DRILLED HOLES FOR OPTIONAL CUTTING EDGE | • DIGGING TEETH<br>• BOLT-ON CUTTING EDGE |

*AVAILABLE IN SKID STEER, EURO & JDQA*



## Reg. Duty Back Grill Bucket

| Product ID | Standard Features | Optional |
|---|---|---|
| 72BGB<br>78BGB<br>84BGB<br>90BGB<br>96BGB | • 6"x5/8" HARDENED STEEL CUTTING EDGE<br>• 21.5" HIGH AND 33" DEEP<br>• PRE DRILLED HOLES FOR OPTIONAL CUTTING EDGE | • DIGGING TEETH<br>• BOLT-ON CUTTING EDGE |

*AVAILABLE IN SKID STEER & EURO QUICK ATTACH*



## H.D Back Grill Bucket

| Product ID | Standard Features | Optional |
|---|---|---|
| HD72BGB<br>HD78BGB<br>HD84BGB<br>HD90BGB<br>HD96BGB | • 6"x3/4" HARDENED STEEL CUTTING EDGE<br>• 21.5" HIGH AND 33" DEEP<br>• PRE DRILLED HOLES FOR OPTIONAL CUTTING EDGE | • DIGGING TEETH<br>• BOLT-ON CUTTING EDGE |

*AVAILABLE IN SKID STEER & EURO QUICK ATTACH*



## High Dump Bucket

| Product ID | Standard Features |
|---|---|
| HDB86<br>HDB92<br>HDB98<br>HDB104<br>HDB110 | • 6"x5/8" HARDENED STEEL CUTTING EDGE<br>• HYDRAULIC CYLINDERS FOR DUMPING AT INCREASED HEIGHTS |

*AVAILABLE IN SKID STEER QUICK ATTACH*



## High Volume Bucket

| Product ID | Standard Features | Optional |
|---|---|---|
| HVB72<br>HVB78<br>HVB84<br>HVB90<br>HVB96<br>HVB102<br>HVB108<br>HVB120<br>HVB144 | • 6"x5/8" HARDENED STEEL CUTTING EDGE<br>• 34.5" HIGH AND 48" DEEP<br>• PRE DRILLED HOLES FOR OPTIONAL CUTTING EDGE | • BOLT-ON CUTTING EDGE |

*AVAILABLE IN SKID STEER & EURO QUICK ATTACH*



## High Volume High Dump Bucket

| Product ID | Standard Features |
|---|---|
| HVHDB84<br>HVHDB86<br>HVHDB96 | • 6"x5/8" HARDENED STEEL CUTTING EDGE<br>• HYDRAULIC CYLINDERS FOR DUMPING AT INCREASED HEIGHTS<br>• LARGER VOLUME FOR LESS LOADS |

*AVAILABLE IN SKID STEER & EURO QUICK ATTACH*



## Rock Bucket

| Product ID | Standard Features |
|---|---|
| RBSQA<br>RBEQA<br>RBJDQA | • 20" HIGH 40" DEEP<br>• VERTICAL SHEET METAL TINES FOR ADDED STRENGTH<br>• 2.5" BETWEEN TINES |

*AVAILABLE IN SKID STEER, EURO & JDQA*



## 3 Point Hitch Dump Boxes

| Product ID | Standard Features |
|---|---|
| 3X3DB3PH<br>4X4DB3PH | • ADD SPACE TO CARRY EXTRA CARGO AND AGGREGAT<br>• EASY TO USE<br>• QUICK LATCH FOR EASY DUMPING |

# TREE PULLER



## Tree Puller Stump Bucket

| Product ID | Standard Features |
|---|---|
| TPSB | • REPLACEABLE TEETH ON THE FRONT<br>• SERRATED ARMS FOR MAXIMUM GRIP<br>• STANDARD WITH BOLT ON OUTSIDE SERRATED PLATES<br>• REMOVABLE PROTECTIVE BACK GRILL |

*AVAILABLE IN SKID STEER QUICK ATTACH*

# BOX BLADE & GRADER BLADES





## 3 Point Hitch Box Blades

| Product ID | Standard Features |
|---|---|
| BB3PH | • MULTIPLE SIZES FOR EVERY RATING OF TRACTOR<br>• TWO REVERSIBLE CUTTING EDGES<br>• CUTTING EDGE ON THE BACK FOR PUSHING APPLICATIONS |



## 3 Point Hitch Grader Blades

| Product ID | Standard Features |
|---|---|
| 3PHGB<br>3PHGBHD | • MULTIPLE SIZES FOR EVERY RATING OF TRACTOR<br>• REVERSABLE CUTTING EDGE<br>• ROTATING BLADE FOR PUSHING AND PULLING APPLICATIONS<br>• CYLINDER KIT AVAILABLE FOR THE HD GRADERS |



## 3 Point Hitch Land Planes

| Product ID | Standard Features |
|---|---|
| LP3PH | • MULTIPLE SIZES FOR EVERY RATING OF TRACTOR<br>• TWO REVERSABLE CUTTING EDGES<br>• ADJUSTABLE STEEL DIGGING SHANKS<br>• ADJUSTABLE HEIGHT HARDENED SKID SHOES |

# BRUSH GRAPPLE

## H.D Brush Grapple

| Product ID | Standard Features |
|---|---|
| 80HDBG | • DOUBLE GRAPPLE FOR SECURE HANDLING<br>• CYLINDER GUARDS TO PROTECT FROM DAMAGING THE CYLINDERS<br>• TOTAL WEIGHT OF 1050 LBS |



# BALE SPEARS






## Single Prong Bale Spear

| Product ID | Standard Features |
|---|---|
| SQASPBS | • CONUS 2 TINES<br>• COMPATIBLE WITH 39" OVERALL & 49" OVERALL TINES<br>• TWO STABALIZER TINES<br>• 45.25" WIDE FRAME<br>• FRAME IS 175 LBS |

***AVAILABLE IN SKID STEER QUICK ATTACH***



## Double Prong Bale Spear

| Product ID | Standard Features | Optional |
|---|---|---|
| SQABSRD | • CONUS 2 TINES<br>• COMPATIBLE WITH 39" OVERALL & 49" OVERALL TINES<br>• 45.25" WIDE FRAME<br>• 30" CENTER TO CENTER BALE TINES<br>• FRAME IS 141 LBS | • DROP IN POSTS FOR CARRYING STACKED BALES |
| ***SKID STEER QUICK ATTACH*** | | |
| SQASPBS<br>EQABS | • CONUS 2 TINES<br>• COMPATIBLE WITH 39" OVERALL & 49" OVERALL TINES<br>• 30" CENTER TO CENTER BALE TINES<br>• 52" WIDE FRAME<br>• FRAME IS 198 LBS | • SIDE POSTS FOR CARRYING STACKED BALES |
| ***AVAILABLE IN EURO & SKID STEER QUICK ATTACH*** | | |
| SQABSHDW | • CONUS 2 TINES<br>• COMPATIBLE WITH 39" OVERALL & 49" OVERALL TINES<br>• 41" CENTER TO CENTER BALE TINES<br>• 52" WIDE FRAME<br>• FRAME IS 198 LBS | • SIDE POSTS FOR CARRYING STACKED BALES |
| ***SKID STEER QUICK ATTACH*** | | |



## Tripple Prong Bale Spears

| Product ID | Standard Features | Optional |
|---|---|---|
| SQABSTP | • CONUS 2 TINES<br>• COMPATIBLE WITH 39" OVERALL & 49" OVERALL TINES<br>• 61.5" WIDE<br>• FRAME IS 243 LBS | • BACK RACK FOR CARRYING STACKED BALES |
| ***SKID STEER QUICK ATTACH*** | | |
| EQABSTP | • CONUS 2 TINES<br>• COMPATIBLE WITH 39" OVERALL & 49" OVERALL TINES<br>• 61.5" WIDE<br>• FRAME IS 243 LBS | • BACK RACK FOR CARRYING STACKED BALES |
| ***EURO QUICK ATTACH*** | | |

# ROUND BALE UNROLLER BALE SQUEEZERS



## Round Bale Unroller

| Product ID | Standard Features |
|---|---|
| RBU3PH | • HANDLES BALES UP TO 6FT IN DIAMETER AND 5 FEET LONG<br>• UNROLLS UP TO 1500 LBS BALES<br>• TOTAL WEIGHT OF 335 LBS |



## Bale Squeezer

| Product ID | Standard Features |
|---|---|
| BSSQA | • TOTAL OPENING WIDTH OF 71”<br>• GENTLE HANDLING OF WRAPPED BALES<br>• TOTAL WEIGHT OF 580 LBS |
| | ***SKID STEER QUICK ATTACH*** |
| BSEQA | • TOTAL OPENING WIDTH OF 71”<br>• GENTLE HANDLING OF WRAPPED BALES<br>• TOTAL WEIGHT OF 580 LBS |
| | ***EURO QUICK ATTACH*** |

# SNOW BLADES





## Angle Snow Blade

| Product ID | Standard Features |
|---|---|
| HYDSQASB | • AVAILABLE IN 8’ AND 10’<br>• MULTIPLE ATTACHMENT STYLES LARGER VOLUME FOR LESS LOADS<br>• TRIP EDGE TO PROTECT HYDRAULIC CYLINDERS<br>• REVERSABLE HARDEND CUTTING EDGE |
| | ***AVAILABLE IN SKID STEER & EURO QUICK ATTACH*** |



## Snow Pusher

| Product ID | Standard Features |
|---|---|
| 6SP<br>8SP<br>10SP<br>12SP | • MULTIPLE ATTACHMENT STYLES<br>• ADJUSTABLE HARDENED SKID SHOES FOR ADJUSTING HEIGHTS<br>• ADJUSTABLE MOUNTING PLATES FOR DIFFERENT HEIGHTS AND ANGLES<br>• STANDARD WITH A BACK DRAG BLADE |
| | ***AVAILABLE IN SKID STEER & EURO QUICK ATTACH*** |



2 YEAR WARRANTY

MADE IN CANADA

# PALLET FORKS







## 1200 lb Pallet Fork

| Product ID | Standard Features |
|---|---|
| 12SQAPF<br>12JDQAPF | • STANDARD 16" CARRAGE<br>• AVAILABLE WITH 42", 48", OR 54" FORKS<br>• FRAME WEIGHT OF 200 LBS<br>• 50.5" WIDE FRAME |



## 2000 lb Pallet Fork

| Product ID | Standard Features |
|---|---|
| 20SQAPF<br>20JDQAPF<br>20EQAPF | • STANDARD 16" CARRAGE<br>• AVAILABLE WITH 42", 48", OR 54" FORKS<br>• FRAME WEIGHT OF 230 LBS<br>• 50.5" WIDE FRAME |



## 5500 lb Pallet Fork

| Product ID | Standard Features | Optional |
|---|---|---|
| 55SQAPF<br>55JDQAPF<br>55EQAPF | • STANDARD 16" CARRAGE<br>• AVAILABLE WITH 42", 48", OR 54" FORKS<br>• FRAME WEIGHT OF 390 LBS<br>• 50.5" WIDE FRAME | • UPGRADED TOP AND BOTTOM FORK RAILS FOR EXTRA STRENGTH 55SQAPF-AR400 |



## Pallet Fork Log Grapple

| Product ID | Standard Features |
|---|---|
| LGFA | • AVAILABLE WITH 42", 48", OR 54" FORKS<br>• CYLINDER GUARD TO PROTECT FROM DAMAGING THE CYLINDER<br>• MOVE LOGS AND POSTS WITH EASE<br>• STANDARD 16" CARRAGE |

# MANURE FORK



## Manure Fork

| Product ID | Standard Features |
|---|---|
| MFSQA | • CONUS 1 SLEEVES |
| MFEQA | • 35" CRANKED CONUS 1 TINES |
| | • TINES ARE SPACED 8" APART |

# ROTARY CUTTER



## Rotary Cutter

| Product ID | Standard Features |
|---|---|
| 72RCSS | • 3 SWINGING BLADES FOR A PERFECT CUT |
| | • HARDENED SKID SHOES TO PREVENT DIGGING INTO THE GROUND |



# SKIDSTEER & TRACTOR ATTACHMENTS

## VISIT WWW.MAPLESIDEMFG.CA FOR MORE PRODUCT INFORMATION

Mapleside Manufacturing is a Canadian producer of quality attachments for skidsteers and tractors. We offer a wide range of attachments including buckets, box blades, bale spears, pallet forks and manure forks. Our products are made with high quality steel and are powder coated to reduce the risk of rusting and chipping. We stand behind our products with a 2 year limited warranty.

2 YEAR WARRANTY

MADE IN CANADA

Mapleside MFG INC

**john@maplesidemfg.ca**
**705.481.1378**
**www.maplesidemfg.ca**

Mapleside Manufacturing
793202 Grey Road 124
Creemore, Ontario, L0M 1G0



STRENGTH

DESIGN





INNOVATION

# ProDig

## Feeding Range

MANUFACTURERS OF QUALITY MACHINERY ATTACHMENTS
FOR AGRICULTURAL AND CONSTRUCTION SECTOR

# Shear Genius










## Shear Genius

The Prodig Shear Genius is the ultimate attachment for the farmer who diet feeds. This unit is a shear grab, bale splitter with plastic/net retainer and loading bucket all in one unit. This unit reduces feed waste by up to 15% and feeding time by up to 30%, making farmers more efficient, increasing profits.

- Available in widths from 1.5m to 2.5m.
- The ideal attachment for use in conjunction with a diet feeder wagon.
- Cuts clamp/pit silage, maize, whole crop, etc.
- Large capacity bucket for handling ration, concentrate, root crop etc.
- Wide opening shear to split round bales in half.
- Plastic film retainer to hold film and netting when splitting bales.
- Manufactured using Hardox plates and other high tensile steels.
- Hardened cutting edge and heat treated shear blades for superior cut and long life.
- Nickel chrome plated hydraulic rams for long life in an aggressive environment.

| Shear GENIUS | GS 1500 | GS 1800 | GS 2200 | GS 2500 |
|---|---|---|---|---|
| Height (mm) | 1046 | 1046 | 1046 | 1046 |
| Width (mm) | 1520 | 1820 | 2220 | 2520 |
| Depth (mm) | 1154 | 1154 | 1154 | 1154 |
| Capacity ($m^3$) | 1.20 | 1.43 | 1.75 | 2.00 |
| Weight (kg) | 720 | 822 | 920 | 982 |
| Rams | 2x110mm Bore | 2x110mm Bore | 2x110mm Bore | 2x110mm Bore |
| Opening hight(mm) | 1215 | 1215 | 1215 | 1215 |

Weight includes bolt on frame for hitch. All of our attachments are designed to operate at 200 BAR hydraulic pressure. Machines operating above 200 BAR will require a relief valve.

# Mega Bite









## Mega Bite

The Prodig Mega Bite is an all in one large capacity shear grab that can cut large blocks from the silage clamp/pit and split round bales while retaining the net and plastic. This unit reduces feeding time by up to 30%, making farmers more efficient and increasing profits.

- Large capacity grab in widths of 1.5m, 1.8m & 2.2m.
- The ideal attachment for use in conjunction with diet feeders.
- Cuts clamp/pit silage, maize, whole crop, etc.
- Wide opening shear to split round bales in half.
- Plastic film retainer to hold film and netting when splitting bales.
- 35mm Hardox tines use in fork base for extreme strength.
- Our full range of Hardox tines are manufactured incorporating a replaceable wear tip meaning the tine never has to be replaced
- Heat treated hardened shear blades for superior cut and long life.
- Nickel chrome plated hydraulic rams for long life in an aggressive environment

| **Mega Bite** | **MB 1500** | **MB 1800** | **MB2200** |
|---|---|---|---|
| Height (mm) | 1044 | 1044 | 1044 |
| Width (mm) | 1520 | 1820 | 2220 |
| Depth (mm) | 1154 | 1154 | 1154 |
| Capacity ($m^3$) | 1.33 | 1.60 | 1.96 |
| Weight (kg) | 691 | 780 | 885 |
| Number of tines | 10 Hardox | 12 Hardox | 15 Hardox |
| Tine spacing (mm) | 121 | 121 | 121 |
| Tine Size(mm) | 35 X 885 | 35 X 885 | 35 X 885 |
| Rams | 2x110mm Bore | 2x110mm Bore | 2x110mm Bore |
| Opening hight (mm) | 1220 | 1220 | 1220 |

All of our attachments are designed to operate at 200 BAR hydraulic pressure.
Machines operating above 200 BAR will require a relief valve.

# Pro Slice









## Pro Slice

Stemming from the success of the Shear Genius & Megabite combination units comes the Prodig Pro Slice. Designed and manufactured using Hardox & Domex plates, heat treated hardened cutting blades and bushed pivot points, this bale splitter will outlast any other on the market.

- Compatable with 1.2m (4ft) & 1.5m (5ft) bales of Silage, Hay & Straw
- Fitted with our reliable 6 claw Plastic/Net Gripper system.
- Fitted with five 985mm (39”) Heavy Duty Stonefork tines with the option of two additional tines.
- Heat treated hardened cutting blades as standard for superior cut and long life.
- Manufactured using high strength Domex and Hardox steels.
- All pivot points fitted with replaceable, greaseable bushings.
- Nickel chrome plated hydraulic rams for long life in an aggressive environment.
- Bolt on hitch brackets to suit all machines.
- Optional pressure relief valve for machines in excess of 200 Bar hydraulic pressure.

| **Pro Slice** | |
|---|---|
| Height (mm) | 1063 |
| Width (mm) | 1770 |
| Depth (mm) | 1120 |
| Weight (kg) | 452 |
| Number of tines | 5 Forged |
| Tine lenght(mm) | 985 |
| Rams | 2x90mm Bore |

All of our attachments are designed to operate at 200 BAR hydraulic pressure.
Machines operating above 200 BAR will require a relief valve.

# Pro Shear












## Pro Shear

The Prodig Shear Grab is one of the strongest and most robust shear grabs on the market. It is manufactured with Hardox tines & heat treated hardened blades to reduce feed waste and down time due to breakages.

- Shear grabs available in widths from 1.3m to 2.2m.
- Fitted with 885mm Hardox tines.
- Our full range of Hardox tines are manufactured incorporating a replaceable wear tip meaning the tine never has to be replaced.
- Heat treated hardened cutting blades as standard for superior cut and long life.
- Manufactured using high tensile Domex and hard wearing Hardox steels.
- All pivot points fitted with replaceable, greaseable bushings.
- Nickel chrome plated hydraulic rams for long life in an aggressive environment.
- Bolt on hitch brackets to suit all machines.
- Optional pressure relief valve for machines in excess of 200 Bar hydraulic pressure.

| Shear Grab | SG 1300 HX | SG 1500 HX | SG 1800 HX | SG 2200 HX |
|---|---|---|---|---|
| Height (mm) | 1034 | 1034 | 1034 | 1034 |
| Width (mm) | 1320 | 1520 | 1820 | 2220 |
| Depth (mm) | 1100 | 1100 | 1100 | 1100 |
| Capacity ($m^3$) | 0.92 | 1.06 | 1.28 | 1.56 |
| Weight (kg) | 561 | 603 | 687 | 793 |
| Number of tines | 9 Hardox | 10 Hardox | 12 Hardox | 15 Hardox |
| Tine spacing (mm) | 116 | 122 | 121 | 116 |
| Tine lenght(mm) | 885 | 885 | 885 | 885 |
| Rams | 2x90mm Bore | 2x90mm Bore | 2x100mm Bore | 2x100mm Bore |
| Opening hight(mm) | 800 | 800 | 800 | 800 |

All of our attachments are designed to operate at 200 BAR hydraulic pressure.
Machines operating above 200 BAR will require a relief valve.

# Heavy Duty Shear Grab











## Heavy Duty Shear Grab

The Prodig Heavy Duty Shear Grab is designed for wheeled loaders and large telehandlers where high volume feeding is required. The Heavy Duty Shear Grab is one of the strongest and most robust shear grabs on the market. It is manufactured with Hardox tines & heat treated hardened blades to reduce waste and down time due to breakages.

- Shear grabs available in widths from 2.2m to 2.75m.
- Manufactured with 40mm Hardox tines.
- Hardened cutting edge and heat treated shear blades for superior cut and long life.
- High yeild steel used in fabricated bottom bar on fork.
- Nickel chrome plated hydraulic rams for long life in aggressive environment.
- Bolt on hitch brackets to suit all machines.
- Optional pressure relief valve for machines in excess of 200 Bar hydraulic pressure.

| Heavy Duty Shear Grab | HD-SG 2200 | HD-SG 2500 | HD-SG 2750 |
|---|---|---|---|
| Height (mm) | 1050 | 1050 | 1050 |
| Width (mm) | 2200 | 2500 | 2750 |
| Depth (mm) | 1150 | 1150 | 1150 |
| Capacity ($m^3$) | 2.0 | 2.2 | 2.5 |
| Weight (kg) | 1079 | 1175 | 1242 |
| Number of tines | 11 Hardox | 13 Hardox | 14 Hardox |
| Tine lenght(mm) | 940 | 940 | 940 |
| Rams | 2x125mm Bore | 2x125mm Bore | 2x125mm Bore |
| Opening hight(mm) | 1015 | 1015 | 1015 |

All of our attachments are designed to operate at 200 BAR hydraulic pressure.
Machines operating above 200 BAR will require a relief valve.

# Tractor Tine Grab









## Tractor Tine Grab

The Prodig Tractor Tine Grab is an extremely versatile heavy duty, robust attachment which can be used for a wide variety of applications, in the agri sector.

- Tractor tine grabs available in widths from 1.3m to 1.8m.
- Ideal for efficient handling of silage, maize, manure, bales
- 25mm thick profiled Hardox tines on grapple and fork.
- Our Hardox tines are made incorporating a replaceable wear tip meaning the tine never has to be replaced.
- Engineered and fabricated bottom section for superior structural strength and rigidity.
- Twin double acting hydraulic rams mounted on the top of the grab.
- All moving parts fitted with greasing points.

## Telehandler Tine Grab

The Prodig Tele-Handler Tine Grab is an extremely versatile heavy duty, robust attachment which can be used for a wide variety of applications, including agri, waste handling and industrial sectors.

- Tine grabs available in widths from 1.5m to 2.5m.
- Ideal for efficient handling of silage, maize, manure, bales etc.
- Wide opening grab for large items and cleaning up to walls.
- Heavy duty 8mm wall box section, and 10mm plate in grapple construction.
- 25mm thick curved profiled Hardox tines on grapple.
- 25mm thick profiled Hardox tines in fork for extreme strength.
- Heavy duty fork back with vision windows to view outer tines when loading.
- Three double acting hydraulic rams in 2.2m & 2.5m models.
- All moving parts fitted with greasing points.

### Tractor Tine Grab

| | TTG1300 | TTG1500 | TTG1800 |
|---|---|---|---|
| Height (mm) | 830 | 830 | 830 |
| Width (mm) | 1300 | 1520 | 1766 |
| Depth (mm) | 865 | 865 | 865 |
| Capacity ($m^3$) | 0.4 | 0.5 | 0.6 |
| Weight (kg) | 265 | 304 | 333 |
| Number of base tines | 7 | 8 | 9 |
| Tine spacing (mm) | 185 | 185 | 190 |
| Tine lenght (mm) | 680 | 680 | 680 |
| Rams | 2x 70mm | 2x 70mm | 2x 70mm |
| Opening hight (mm) | 795 | 795 | 795 |

### Telehandler Tine Grab

| | TG1500 | TG1800 | TG2200 | TG2500 |
|---|---|---|---|---|
| Height (mm) | 990 | 990 | 990 | 990 |
| Width (mm) | 1500 | 1800 | 2200 | 2500 |
| Depth (mm) | 1150 | 1150 | 1150 | 1150 |
| Capacity ($m^3$) | 0.9 | 1.1 | 1.35 | 1.55 |
| Weight (kg) | 386 | 430 | 555 | 592 |
| Number of base tines | 8 | 9 | 11 | 12 |
| Tine spacing (mm) | 185 | 195 | 190 | 195 |
| Tine lenght (mm) | 920 | 920 | 920 | 920 |
| Rams | 2x 70mm | 2x 70mm | 3x 70mm | 3x 70mm |
| Opening hight (mm) | 1500 | 1500 | 1500 | 1500 |

All of our attachments are designed to operate at 200 BAR hydraulic pressure.
Machines operating above 200 BAR will require a relief valve. Weights include bolt on frame.

# Chop ‘N’ Feed Bucket







## Chop’N’Feed Bucket

ProDig Beet Chopper and Meal Feeding Bucket is available in three sizes from 2m to 2.5m which will suit tractor loaders, telehandlers, articulated loaders & Tractor 3 Point Linkage. This versatile unit is equipped with a hydraulic motor which drives a heavy-duty auger for both chopping and feeding out so there is no need for a PTO drive. The large output on the bucket allows the bucket to unload and chop in a minimal amount of time.

- Auger motor is fitted on the rear of the bucket rather than the side to allow use in close proximity with walls.
- Easy access to all moving parts.
- Heavy duty buckets construction to allow for use on all machines.
- Bolt on hitch system mean the bucket can be mounted off centred if required.
- Hardened cutting edge and leading edge
- Available with bolt on hitch system to fit all machines
- Option of right or left-hand side chopping.
- Four minutes per cubic meter chop rate





| Chop’N’Feed Bucket | CNF2000 | CNF2300 | CNF2500 |
|---|---|---|---|
| Width of Edge (mm) | 2000 | 2300 | 2500 |
| Height (mm) | 1025 | 1025 | 1025 |
| Depth (mm) | 1275 | 1275 | 1275 |
| Capacity (m3) | 1.45 | 1.64 | 1.78 |
| Weight (kg) | 615 | 676 | 725 |
| Shell (mm) | 6 | 6 | 6 |
| Sides (mm) | 6 | 6 | 6 |
| Cutting edge (mm) | 16x150 | 16x150 | 16x150 |

Weights include bolt on frame.


ProDig Attachments
Newtown, Bangenalstown
Carlow, Ireland

+353 (0)59 972 7494
+353 (0)86 7809888
sales@prodigattachments.com
www.prodigattachments.com


Version 01/22

Your Contact:



STRENGTH

DESIGN





INNOVATION

# ProDig

## Grass Handling Range

MANUFACTURERS OF QUALITY MACHINERY ATTACHMENTS
FOR AGRICULTURAL AND CONSTRUCTION SECTOR

# Bale Handler









## Bale Handler

The Prodig Bale Handler is designed and manufactured for reliability and extremely long service life. The unit is manufactured with high operator visibility, the main legs are engineered and fabricated from High Yield plate combined with large diameter quick release rollers make this a fast, efficient and versatile attachment that can be fitted to tractor, telehandler or articulated loader.

- Hydraulic bale handler for quick and efficient moving and stacking of bales.
- Large diameter 115mm rollers reduce plastic stress and ensure safe handling of wrapped bales.
- Heavy duty legs fabricated using Hardox plate and heavy wall tine bush for long life.
- 1250mm stone fork tines as standard.
- Bushings and grease points on all pivot points.
- Oversize hydraulic ram means the handler can easily rip bales apart in feeding season.
- Open centers 1575mm, closed centers 815mm.
- Uniquely designed bale handler means it is suitable for both tractors and telehandlers.
- Bolt on hitches available to fit all machines.
- Optional unique locking system on the tubes means removal takes seconds, without tools.
- The best tube roller system on the market for free spinning greasable tubes.

| **Bale Handler** | **BH 500** |
|---|---|
| Height (mm) | 600 (main frame) |
| Width (mm) | 1235 |
| Depth (mm) | 306 (depth of main frame) |
| | 1490(depth of full assembly) |
| Weight (kg) | 183 (including roller tubes) |
| Open centres (mm) | 1575 |
| Closed centres(mm) | 815 |

All of our attachments are designed to operate at 200 BAR hydraulic pressure. Machines operating above 200 BAR will require a relief valve.

Standard Tubes

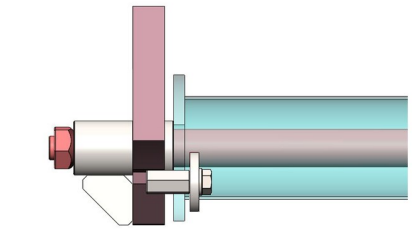



Optional Roller Tubes

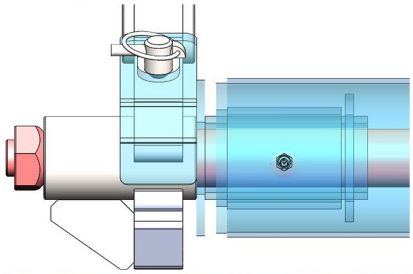



# Bale Grab













## Bale Grab

The Prodig Bale Grab is an extremely robust unit for moving bales with minimal damage to the plastic wrap. The unit is suitable for tractor, telehandler and articulated loader.

- Hydraulic bale grab for quick and efficient moving and stacking of bales.
- Wrap damage is eliminated by our tubular arms covering a large area of the wrapped bales.
- Arms can be locked in multiple positions on either side for stacking purposes.
- The grab allows for stacking bales on their end or on their side.
- Excellent width capabilities from 1870mm to 413mm.
- Can handle round or small square bales for loading or unloading.
- The frame depth is kept at a minimum so the bale sits closer to the machine.
- Bushings and grease points on all pivot points.
- Bolt on hitches available to fit all machines.
- Optional add-on check valve available for constant grip and safety.

| BALE GRAB | BG 500 |
|---|---|
| Height (mm) | 700 Height of paddle |
| | 415 Height of frame |
| Width (mm) | 1384 |
| Depth (mm) | 216 Depth of main frame |
| | 1370 Depth of full assembly |
| Weight (kg) | 171 |
| Open centres(mm) | 1870 |
| Closed centres(mm) | 413 |

All of our attachments are designed to operate at 200 BAR hydraulic pressure. Machines operating above 200 BAR will require a relief valve.

Optional check valve








# Bale Stacker













## Bale Stacker

The Prodig Bale Stacker is an attachment designed to increase efficiency when handling large numbers of round and square bales with units available to suit tractor loader, telehandler and wheel loader.

- Hydraulic grab for moving and stacking large square and round bales.
- Available in two models, C320 - for handling 3qty 900X1200mm or 2qty round bales. C430 - for handling 4qty 900X1200mm or 3qty round bales.
- Removable bottom tine bar which can be floating, or fixed up or down as standard with the option of hydraulic folding.
- Curved Hardox tines in arm spaced to catch all bale types.
- Double hydraulic cylinder system with no troublesome linkage bars.
- Top push bar with height adjustment to stabilize the stack when retracting bottom tines.
- Heavy duty construction using structural grade section and high yeild plate throughout.
- Greasable hinge points throughout.
- Robust locking system on bottom bar allows it to be removed easily.
- Bolt on hitches available to fit all machines.

| Bale Stacker | C320 | C430 |
|---|---|---|
| Height (mm) | 2080 | 2750 |
| Width (mm) | 1840 when opened | 1840 when opened |
| Depth (mm) | 715 when closed | 715 when closed |
| Capacity | 3(900mm)square bales or 2 round bales | 4 (900mm)square bales or 3 round bales |
| Weight (kg) | 561 including bottom bar<br>456 excluding bottom bar | 654 including bottom bar<br>537 excluding bottom bar |
| Hydraulic Cylinders | 2 x 70mm Bore | 2 x 70mm Bore |

All of our attachments are designed to operate at 200 BAR hydraulic pressure.
Machines operating above 200 BAR will require a relief valve.

# Push Off Grass Fork






## Push Off Grass Forks

The Prodig Push Off Grass Fork is designed to quickly and efficiently handle high volumes of grass silage on large horsepower tractors, telehandlers and wheeled loaders.

- Designed for use on large tractors & loaders.
- Heavy duty construction using high yield structural hollow sections and plates.
- Available in widths from 2.5m to 4.0m with Hardox or KV type tines
- 1400mm square profile Hardox tines used in bottom bar for long service life. Our full range of Hardox tines are manufactured incorporating a replaceable wear tip meaning the tine never has to be replaced.
- 40mm pivot point pins fitted with greasable bushings.
- Full length hardened cutting edge wear plates on bottom section.
- Fitted with hydraulic flow divider valve and buffer pads to reduce impact on gate.
- Bolt on frame can be fitted with 3pt Linkage (CAT 2, 3 or 4) or loader brackets
- Greasable bushings on all pivot points.
- Optional extras: Lighting kit -(no:2 front facing work lights & transport front & rear facing side markers lights) or (transport front & rear facing side markers lights), Bolt on 3pt linkage or bracket options, colour options, gate lock.

| Push Off Grass Forks | POGF 2500 | POGF 2750 | POGF 3000 | POFG 3300 | POGF 3600 | POGF 4000 |
|---|---|---|---|---|---|---|
| Height (mm) | 1475 | 1475 | 1475 | 1475 | 1475 | 1475 |
| Width (mm) | 2500 (8ft) | 2750 (9ft) | 2995 (10ft) | 3300 (11ft) | 3600 (12ft) | 4000 (13ft) |
| Depth (mm) | 1420 | 1420 | 1420 | 1420 | 1420 | 1420 |
| Weight (kg) | 1150* | 1220* | 1285* | 1360* | 1420* | 1525* |
| Tine lenght | 1400mm (55") | 1400mm (55") | 1400mm (55") | 1400mm (55") | 1400mm (55") | 1400mm (55") |
| Number of Tines | 10 | 11 | 12 | 13 | 14 | 16 |
| Tine Spacing(mm) | 230 | 230 | 230 | 230 | 230 | 220 |
| Hydraulic cylinder | 2 x 70mm Bore | 2 x 70mm Bore | 2 x 70mm Bore | 2 x 70mm Bore | 2 x 70mm Bore | 2 x 70mm Bore |

All of our attachments are designed to operate at 200 BAR hydraulic pressure.
Machines operating above 200 BAR will require a relief valve.
*Weight shown is for bolt on frame (no brackets) & Hardox tines.

# Mammoth Folding Fork









## Mammoth Folding Fork

The Prodig Mammoth Folding Fork is designed and built to handle the increased output from a new generation of large capacity loading shovels. Our fork is designed to withstand the rigorous demands of today's busy contractor with clever designs to reduce down time.

- Designed for use on large wheel loaders.
- Heavy duty construction using high yield structural hollow section and plate.
- Available in widths from 3.6 meters (12ft) to a massive 5.5 meters (18ft).
- 1830mm (6ft) X 50mm Hardox tines as standard with optional 2100mm (7ft) long tines available.
- Our Hardox tines are made incorporating a replaceable wear tip meaning the tine never has to be replaced.
- 80mm pivot point pin fitted with replaceable hardened steel bushings.
- Hardox wear plate fitted to the full length of the bottom section.
- Fitted with hydraulic check valve for road safety & to increase pivot point lifespan.
- Double acting cushioned hydraulic cylinder on each wing.
- Incorporates a unique wing locking system when open which absorbs the stress and strain which would otherwise be all loaded on the pivot pin.
- Fitted with a spill frame with removable center for Z-linkage loaders.
- Greasable bushings on all pivot points.
- Optional extras: Lighting kit -(no:2 front facing work lights), colour options, transport tine guard, hydraulic flow divider valve.

| Mammoth | Mammoth 36 | Mammoth 42 | Mammoth 49 | Mamoth 55 |
|---|---|---|---|---|
| Height (mm) | 1750 | 1750 | 1750 | 1750 |
| Width Open (mm) | 3658mm (12ft) | 4268mm (14ft) | 4876mm (16ft) | 5485mm (18ft) |
| Width Closed (mm) | 2890mm (9ft5") | 2890mm (9ft5") | 2890mm (9ft5") | 2890mm (9ft5") |
| Depth (mm) | 2010 | 2010 | 2010 | 2010 |
| Weight (kg) | 1675* | 1835* | 1990* | 2150* |
| Tine lenght (standard) | 1830mm (6ft) | 1830mm (6ft) | 1830mm (6ft) | 1830mm (6ft) |
| Tine width | 50mm Hardox | 50mm Hardox | 50mm Hardox | 50mm Hardox |
| Number of bottom Tines | 14 | 16 | 18 | 20 |
| Tine Spacing (mm) | 227 | 227 | 227 | 227 |
| Ram | 2 x 75mm Bore | 2 x 75mm Bore | 2 x 75mm Bore | 2 x 75mm Bore |

*Weights shown are for the fork complete with a bolt on frame (no brackets)
All of our attachments are designed to operate at 200 BAR hydraulic pressure.
Machines operating above 200 BAR will require a relief valve.

# Taurus Folding Fork







## Taurus Folding Fork

The Prodig Taurus Folding Fork is built with the same strength and durability as our Mammoth folding fork but is designed for continental conditions with longer drier grass and large quantities of maize silage.

- The fork is fitted with wider tine spacing than our standard folding fork. This is to help longer, dryer grass silage to flow through the fork, making it easier to disperse on the pit.
- During maize season, the fork can then be fitted with a bolt on maize blade and tine infills which allows the fork to carry, disperse and level maize silage with ease.
- Available in widths from 3.6 meters (12ft) to 5.5 meters (18ft)
- 1830mm (6ft) X 50mm Hardox tines as standard with optional 2100mm (7ft) long tines available.
- Our Hardox tines are made incorporating a replaceable wear tip meaning the tine never has to be replaced.
- Incorporates a unique wing locking system when open which absorbs the stress and strain which would otherwise be all loaded on the pivot pin.
- Fitted with a hydraulic check valve & ram cushioning which assists with prolonging pin and bushing lifespan.
- 80mm pivot pin fitted with replaceable hardened steel bushings.
- Hardox wear plate fitted to the full length of the bottom section.
- Optional extras: Lighting kit - (no:2 front facing work lights), colour options, transport tine guard, maize blade, hydraulic flow divider valve.

| Taurus | Taurus 36 | Taurus 42 | Taurus 49 | Taurus 55 |
|---|---|---|---|---|
| Height (mm) | 1750 | 1750 | 1750 | 1750 |
| Width Open (mm) | 3658mm (12ft) | 4268mm (14ft) | 4876mm (16ft) | 5485mm (18ft) |
| Width Closed (mm) | 2890mm (9ft5'') | 2890mm (9ft5'') | 2890mm (9ft5'") | 2890mm (9ft5") |
| Depth (mm) | 2010 | 2010 | 2010 | 2010 |
| Weight (kg) | 1520* | 1685* | 1850* | 2000* |
| Tine lenght | 1830mm (6ft) | 1830mm (6ft) | 1830mm (6ft) | 1830mm (6ft) |
| Tine width | 50mm Hardox | 50mm Hardox | 50mm Hardox | 50mm Hardox |
| Number of bottom tines | 10 | 12 | 14 | 16 |
| Tine spacing (mm) | 328 | 328 | 328 | 328 |
| Hydraulic cylinder | 2 x 75mm Bore | 2 x 75mm Bore | 2 x 75mm Bore | 2 x 75mm Bore |

*Weights shown are for the fork complete with a bolt on frame (no brackets)
All of our attachments are designed to operate at 200 BAR hydraulic pressure.
Machines operating above 200 BAR will require a relief valve.

# Grass Fork & Contractor Grass Fork






## Grass Fork (GF)

The Prodig Grass Fork is designed to utilise smaller machines when handling grass or maize silage such as tractor loader, tele-handler or small articulated loader.

- Designed for farmers utilising their own machinery for maize and silage.
- Available in widths from 2.2m to 3m.
- Heavy duty fork back with vision windows to view outer tines when loading.
- 1250mm x 25mm square profile Hardox tines used in bottom bar for long service life.
- Our Hardox tines are made incorporating a replaceable wear tip meaning the tine never has to be replaced.
- Engineered and fabricated bottom section for superior structural strength and rigidity.
- Also available with 1250mm forged stone fork tines in steel bushes.
- Top spill frame as standard on all grass forks to increase volume and prevent spillage onto the loader.
- Bolt on or welded hitch system to suit all machines.

## Contractor Grass Fork (CF)

The Prodig Contractor Grass Fork is designed for large and medium wheeled loaders and large telehandlers handling grass silage in compact areas or with lower volumes.

- Designed for use on articulated loaders.
- Available in widths from 2.5m to 3.6m.
- Heavy duty construction using high yield structural hollow section and plate.
- 1400mm x 40mm square profile Hardox tines used in bottom bar for long service life.
- Our full range of Hardox tines are manufactured incorporating a replaceable wear tip meaning the tine never has to be replaced.
- Bottom wear pads made from 400 Brinell cutting edge.
- Full width spill frame to increase capacity and prevent spillage of material onto the loader.
- Hitches available to suit all machines.
- Optional extras: double side tines, bolt on centre spill frame for z-linkage, transport tine guard.

| Grass Fork | GF2200 | GF2500 | GF2700 | GF3000 | CF 2500 | CF 2750 | CF 3000 | CF 3300 | CF 3600 |
|---|---|---|---|---|---|---|---|---|---|
| Height (mm) | 1150 | 1150 | 1150 | 1150 | 1415 | 1415 | 1415 | 1415 | 1485 |
| Width (mm) | 2200 | 2500 | 2700 | 3000 | 2500 | 2750 | 2995 | 3300 | 3600 |
| Depth (mm) | 1300 | 1300 | 1300 | 1300 | 1470 | 1470 | 1470 | 1470 | 1470 |
| Weight (kg) | 310 | 350 | 365 | 380 | 570 | 620 | 670 | 720 | 770 |
| Tine lenght(mm) | 1240 (48'') | 1240 (48'') | 1240 (48'') | 1240 (48'') | 1400(55'') | 1400(55'') | 1400(55'') | 1400(55'') | 1400(55'') |
| Tine spacing(mm) | 220 | 200 | 220 | 220 | 225 | 225 | 225 | 230 | 230 |
| Tine thickness(mm) | 25 | 25 | 25 | 25 | 40 | 40 | 40 | 40 | 40 |
| Number of tines | 10 | 12 | 12 | 13 | 10 | 11 | 12 | 13 | 14 |

**ProDig Attachments**
**Newtown, Bangenalstown**
**Carlow, Ireland**

+353 (0)59 972 7494
+353 (0)86 7809888
sales@prodigattachments.com
www.prodigattachments.com

Your Contact:




STRENGTH

DESIGN







INNOVATION

# ProDig

# Grain-Industrial Handling Range

MANUFACTURERS OF QUALITY MACHINERY ATTACHMENTS
FOR AGRICULTURAL AND CONSTRUCTION SECTOR

# Hi-tip Bucket














## Hi-Tip Bucket

- Available in our standard range of capacities from 1.6m³ up to 6.0m³.
- Discharge height and forward reach increased by 600mm to 1825mm respectively.
- For use with various bulk materials such as gravel, grain, woodchips, compost, etc.
- Soft close twin double acting hydraulic rams that are protected within double skin sides.
- Flat floor for easy loading, with 400 Brinell steel cutting edge.
- Can be fitted with optional 400 Brinell bolt on reversible cutting edge.
- High yield alloy steel used in the carriage frame for a longer working life.
- Designed with water level crowd-back to retain more material.
- Weld on or bolt on hitch brackets to suit any machine type.
- Optional Extras: bolt on brackets (HTB 1.6m³ - 2.4m³ only), 3 part bolt on cutting edge, second weld on cutting edge, bolt on spill frame, Z-linkage cut out, colour options.

| Code | Width(mm) | Height(mm) | Capacity(m³) | Weight (kg) | Code | Width(mm) | Height(mm) | Capacity(m³) | Weight (kg) |
|---|---|---|---|---|---|---|---|---|---|
| **HTB 1.6** | 1800 | 1225 | 1.6 | 725 | **HTB 4.15** | 2500 | 1500 | 4.15 | 1400 |
| **HTB 2.0** | 2280 | 1225 | 2 .0 | 920 | **HTB 4.6** | 2750 | 1500 | 4.6 | 1540 |
| **HTB 2.2** | 2500 | 1225 | 2.2 | 1010 | **HTB 5.0** | 3000 | 1500 | 5 .0 | 1680 |
| **HTB 2.4** | 2750 | 1225 | 2.4 | 1110 | | | | | |
| | | | | | **HTB 5.1** | 2500 | 1700 | 5.1 | 1650 |
| **HTB 2.55** | 2280 | 1360 | 2.7 | 1030 | **HTB 5.5** | 2750 | 1700 | 5.5 | 1815 |
| **HTB 2.8** | 2500 | 1360 | 2.8 | 1130 | **HTB 6.0** | 3000 | 1700 | 6.0 | 1980 |
| **HTB 3.0** | 2700 | 1250 | 3.0 | 1 240 | | | | | |
| **HTB 3.3** | 2750 | 1360 | 3.3 | 1240 | | | | | |
| | | | | | | | | | |
| **HTB 3.4** | 2500 | 1415 | 3.4 | 1200 | | | | | |
| **HTB3.5** | 2700 | 1415 | 3.5 | 1300 | | | | | |
| **HTB3.65** | 2750 | 1415 | 3.65 | 1325 | | | | | |
| **HTB 4.0** | 3000 | 1415 | 4 .0 | 1440 | | | | | |

All of our attachments are designed to operate at 200 BAR hydraulic pressure.
Machines operating above 200 BAR will require a relief valve.

# Heavy Duty Hi-tip Bucket







## Hi Tip Bucket

The Prodig Heavy Duty Hi-Tip backet is designed for large wheel loaders for agri & industrial use. This bucket is designed for use on loaders with up to 18 tonne break-out force.

- Available in our standard range of capacities from 3.65m³ up to 8.0 m³.
- Discharge height and forward reach increased by 1800mm to 2400mm respectively.
- For use with various bulk materials such as gravel, grain, woodchips, compost, etc.
- Soft close twin double acting hydraulic rams that are protected within double skin sides.
- Made with Hardox steel in the shell,leading edge,inner & outter bucket side.
- Hardox arms & high yield alloy steel used in the carriage frame for a longer working life
- Flat floor for easy loading, with 400 Brinell steel cutting edge.
- Can be fitted with optional 500 Brinell bolt on reversible cutting edge.
- Designed with water level crowd-back to retain more material.
- Weld on hitch brackets to suit any machine type.
- Optional Extras: 3 part bolt on cutting edge, second weld on cutting edge, Z-linkage cut out, bolt on spill frame & colour options.

| Code | Width (mm) | Height (mm) | Depth (mm) | Capacity (m³) | Weight (kg) |
|---|---|---|---|---|---|
| HD-HTB 3.65 | 2500 | 1575 | 1830 | 3.6 | 2245 |
| HD-HTB 3.95 | 2750 | 1575 | 1830 | 3.95 | 2350 |
| HD-HTB 4.3 | 3000 | 1575 | 1830 | 4.3 | 2455 |
| HD-HTB 4.15 | 2500 | 1415 | 1730 | 4.15 | 2465 |
| HD-HTB 4.6 | 2750 | 1415 | 1730 | 4.6 | 2565 |
| HD-HTB 5.0 | 3000 | 1415 | 1730 | 5.0 | 2665 |
| HD-HTB 5.1 | 2500 | 1715 | 1800 | 5.1 | 2780 |
| HD-HTB 5.5 | 2750 | 1715 | 1800 | 5.5 | 2880 |
| HD-HTB 6.0 | 3000 | 1715 | 1800 | 6 .0 | 2980 |
| HD-HTB 6.65 | 2500 | 1830 | 1900 | 6.65 | 2945 |
| HD-HTB 7.35 | 2750 | 1830 | 1900 | 7.35 | 3045 |
| HD-HTB 8.0 | 3000 | 1830 | 1900 | 8.0 | 3145 |

Weights may vary depending on add-on extras and hitch. All of our attachments are designed to operate at 200 BAR hydraulic pressure. Machines operating above 200 BAR will require a relief valve.

# Mini Hi-tip Bucket











## Mini Hi-Tip Bucket

- Available in a range of sizes from 1.5m up to 2.0m.
- Standard & high capacity models available.
- Discharge height and forward reach increased.
- For use with various materials such as gravel, grain, woodchips, compost, etc.
- Soft close twin double acting hydraulic rams that are protected within double skin sides.
- Flat floor for easy loading, with 400 Brinell steel cutting edge.
- Can be fitted with optional 400 Brinell bolt on reversible cutting edge.
- High yield alloy steel used in the carriage frame for a longer working life.
- Hitch system available to fit all machines.

| Code | Width(mm) | Height(mm) | Depth(mm) | Capacity($m^3$) | Weight(kg) |
|---|---|---|---|---|---|
| **Standard** | | | | | |
| HTBSS 1500 | 1500 | 620 | 1200 | 0.57 | 330 |
| HTBSS 1800 | 1800 | 620 | 1200 | 0.68 | 375 |
| HTBSS 2000 | 2000 | 620 | 1200 | 0.80 | 435 |
| **High Capacity** | | | | | |
| HTBSS 1500-H | 1500 | 820 | 1200 | 0.80 | 370 |
| HTBSS 1800-H | 1800 | 820 | 1200 | 0.95 | 415 |
| HTBSS 2000-H | 2000 | 820 | 1200 | 1.1 | 480 |

# Grain Bucket













## Grain Bucket

- Grain buckets available in capacities from 1.9m³ to 4.9m³.
- Designed to handle bulk materials such as grain, wood-chip etc.
- Pressed steel curved shell retains less material when emptied.
- Hardened 200mm x 25mm to 250mm x 30mm steel cutting edge as standard respectively.
- 12mm wear straps for superior structural integrity.
- Side wear strips as standard.
- Crowd back to water level on most machines.
- Optional extras: Reversible bolt on edge

| Code | Width (mm) | Height (mm) | Depth (mm) | Capacity(m³) | Weight (kg) |
|---|---|---|---|---|---|
| GB 1.9 | 2280 | 1060 | 1265 | 1.9 | 540 |
| GB 2.1 | 2500 | 1060 | 1265 | 2.1 | 570 |
| GB 2.3 | 2750 | 1060 | 1265 | 2.3 | 600 |
| GB 2.5 | 2995 | 1060 | 1265 | 2.5 | 640 |
| GB 2.7 | 2280 | 1300 | 1560 | 2.7 | 745 |
| GB 3.0 | 2500 | 1300 | 1560 | 3.0 | 820 |
| GB 3.3 | 2750 | 1300 | 1560 | 3.3 | 900 |
| GB 3.6 | 2995 | 1300 | 1560 | 3.6 | 980 |
| GB 4.0 | 2500 | 1490 | 1625 | 4.0 | 955 |
| GB 4.5 | 2750 | 1490 | 1625 | 4.5 | 1055 |
| GB 4.9 | 2995 | 1490 | 1625 | 4.8 | 1155 |

# Agri Loader Bucket













## Agri Loading Shovel Bucket

- Articulated Loading Shovel Buckets available in capacities from 1.9m³ to 2.6m³.
- Designed for intense heavy duty use such as loading, re-handling etc.
- Manufactured with a various range of high yield plates.
- Rolled high yield steel curved shell retains less material when emptied.
- Hardened 400 Brinell 250 X 30 leading edge.
- Optional extras:
  Reversible bolt on 400 Brinell edge or replaceable tip heavy duty teeth, high volume sides.
- Fitted with bucket level indicator as standard.
- Angled fin plates brace the top deflector and guide debri away from hitch.

| Agri Loading Shovel Bucket | ALB 1.9 | ALB 2.1 | ALB 2.3 | ALB 2.5 | ALB 2.6 |
|---|---|---|---|---|---|
| Width (mm) | 2280 | 2500 | 2750 | 2995 | 3100 |
| Height (mm) | 1235 | 1235 | 1235 | 1235 | 1235 |
| Depth (mm) | 1200 | 1200 | 1200 | 1200 | 1200 |
| Capacity (m³) | 1.9 | 2.1 | 2.3 | 2.5 | 2.6 |
| Weight (kg) | 835* | 900* | 965* | 1020* | 1055* |
| Shell (mm) | 8 | 8 | 8 | 8 | 8 |
| Sides (mm) | 10 | 10 | 10 | 10 | 10 |
| Cutting edge (mm) | 30x250 | 30x250 | 30x250 | 30x250 | 30x250 |

*weight including Industrial Euro 50 hitch

# Industrial Loader Bucket

















## Industrial Loading Shovel Bucket

- High Capacity Articulated Loading Shovel Buckets available in capacities from 3.15m³ to 3.9m³.
- Designed for intense heavy duty use such as loading, re-handling etc.
- Manufactured with a various range of high yield plates.
- Rolled high yield steel curved shell retains less material when emptied.
- Floor of bucket angled 5 degrees from the ground. This means the heel takes most of the wear and saves the shell from wear.
- Hardened 400 Brinell 300 X 30 leading edge and heel plate.
- Optional extras: Reversible bolt on 500 Brinell edge, replaceable tip heavy duty teeth, high volume sides, also a wide range of armoured protection parts.

| Industrial Loading Shovel Bucket | ILB 3.15 | ILB 3.45 | ILB 3.8 | ILB 3.9 |
|---|---|---|---|---|
| Width (mm) | 2500 | 2750 | 2995 | 3100 |
| Height (mm) | 1585 | 1585 | 1585 | 1585 |
| Depth (mm) | 1320 | 1320 | 1320 | 1320 |
| Capacity (m³) | 3.15 | 3.45 | 3.8 | 3.9 |
| Weight (kg) | 1280* | 1350* | 1420* | 1445* |
| Shell (mm) | 8 | 8 | 8 | 8 |
| Sides (mm) | 10 | 10 | 10 | 10 |
| Cutting edge (mm) | 30x250 | 30x250 | 30Xx50 | 30x250 |

*weight including Industrial Euro 50 hitch

# Bag Filler Bucket


















## Bag Filler Bucket

The Prodig Bag Filler Bucket is a clever unit that can be used to pick up material, fill and move bulk bags which increases productivity and eliminates spillages while loading bags. Also ideal for loading small trailers and hoppers.

- Available in 0.6m³, 1.0m³, 1.4m³ and 2.0m³ capacity to suit different size bags.
- Designed to fill various types of materials into bulk bags with ease.
- Economical one-person operation to fill and move bags with a single machine.
- 400 brinell Hardened steel 150 x 20 cutting edge with wear strips on bucket floor.
- Adjustable two-way hydraulic ram with check valve used to open heavy duty 20mm doors.
- Fitted with pressure relief valve to prevent damage with doors are obstructed.
- Bolt on hitch system available to fit all machines.
- optional extras: bolt on cutting edge, weigh load system, weigh load system complete with bluetooth transmitter.

| Bag Filler Bucket | BF600 | BF1000 | BF1400 | BF2000 |
|---|---|---|---|---|
| Height (mm) | 775 | 985 | 1125 | 1300 |
| Width (mm) | 1700 | 2020 | 2260 | 2560 |
| Depth (mm) | 1170 | 1315 | 1450 | 1620 |
| Weight (kg) | 400* | 565* | 669* | 845* |
| Capacity (m³) | 0.6 | 1.0 | 1.4 | 2.0 |
| Cutting edge (mm) | 150x20 | 150x20 | 150x20 | 200x25 |
| Ram | 1x50mm Bore | 1x50mm Bore | 1x50mm Bore | 1x50mm Bore |

All of our attachments are designed to operate at 200 BAR hydraulic pressure.
Machines operating above 200 BAR will require a relief valve. *Weight including bolt on frame.

# Fork Lift Bagfiller
















## Forklift Bag Filler Bucket

The Prodig Forklift Bag Filler Bucket is a unique attachment to utilise your forklift to pick up material, fill and move bulk bags which increases productivity and eliminates spillages. This unit can be fitted with load cells allowing it to weigh the material filled into bulk bags.

- Available in 0.6m³, 1.0m³ & 1.4m³ capacity to suit different size bags.
- Designed to fill various types of materials into bulk bags with ease using your forklift.
- Economical one-person operation to fill and move bags with your forklift.
- optional extras: bolt on cutting edge, weigh load system, weigh load system complete with bluetooth transmitter.
- Hardened steel 150mm x 20mm cutting edge with wear strips on bucket floor.

| Forklift Bagfiller Bucket | FBF600 | FBF1000 | FBF1400 |
|---|---|---|---|
| Height (mm) | 760 | 960 | 1080 |
| Width (mm) | 1700 | 2020 | 2260 |
| Depth (mm) | 1440 | 1550 | 1650 |
| Weight (kg) | 555 | 670 | 760 |
| Capacity (m³) | 0.6 | 1.0 | 1.4 |
| Cutting edge (mm) | 150x20 | 150x20 | 150x20 |
| Ram | 2x70mm Bore | 2x70mm Bore | 2x70mm Bore |

All of our attachments are designed to operate at 200 BAR hydraulic pressure.
Machines operating above 200 BAR will require a relief valve.

# Stone Fork









## Stone Fork

The Prodig Stone Fork has a uniquely designed Hardox cranked tine which allows the fork to move through soil more efficiently. The forks design allows it to be attached to a tractor three point linkage as well as front loader.

- Forks available in widths from 1.8m to 2.5m.
- Manufactured with unique cranked 25mm Hardox tines which easily slide under stones in soil.
- Heavy duty fork back with top vision grid to view all tines when loading.
- Engineered and fabricated bottom section for superior structural strength and rigidity.
- Fitted with side tines for better load retention.
- Available with bolt on or welded hitch system to fit all machines. 3 point linkage combo hitch available on request.

| Stone Fork | SF1800 | SF2200 | SF2500 |
|---|---|---|---|
| Height (mm) | 885 | 885 | 1150 |
| Width (mm) | 1800 | 2200 | 2500 |
| Depth (mm) | 1050 | 1050 | 1050 |
| Weight (kg) | 387* | 454* | 540* |
| Tine lenght (mm) | 990 (39") | 990 (39") | 990 (39") |
| Number of tines | 18 | 22 | 25 |
| Tine spacing(mm) | 100 | 100 | 100 |

*Weight including bolt on frame.

# Pallet Forks









## Pallet Forks

The Prodig Pallet Forks are a heavy duty certified set of forks that can be used in the agri, construction and recycling sectors.

- Ideal attachment for tractors and industrial loaders for safe loading and unloading.
- Available in 2 tonne up to 10 tonne.
- Fully certified forks with spring loaded locking pins for secure width adjustment.
- All forks comply to ISO 2328
- Heavy duty fork back with heavy top and bottom rail.
- Welded hitch brackets to suit all machines including excavators.
- Optional load guard can be fitted to any type of fork carriage.

| **Pallet Forks** | **PF 2000** | **PF 3000** | **PF 4900** | **PF 7000** | **PF 1000** |
|---|---|---|---|---|---|
| Spec of Fork Carriage | | | | | |
| Height (mm) | 410 | 510 | 510 | 630 | 630 |
| Width (mm) | 1250 | 1270 | 1270 | 1800 | 2100 |
| Depth (mm) | 75 | 75 | 95 | 120 | 170 |
| Weight (kg) | 70 | 80 | 90 | 250 | 425 |
| Fork size (mm) | 100x40x1250 | 100x45x1250 | 120x60x1250 | 150X60X1250 | 150X70X1250 |

# Pro Sweep











## Pro Sweep

The Prodig Pro Sweep is an attachment designed to increase efficiency and reduce costs when maintaining yards, roadways and other areas.

- Push broom sweeper suitable for use on all types of machines.
- Available in widths of 2.0m and 2.5m with 11 rows of bristles
- Long life polypropylene bristles which can easily be replaced.
- No hoses, chains or moving parts to maintain or lubricate.
- Galvanized bristle holders to ensure longer service life.
- Hitches to fit back and front end of all types of machinery.
- Low dust generation due to design make it ideal for indoor use.
- Fold away stands for storage when not in use.

| ProSweep | PS 2000 | PS 2500 |
|---|---|---|
| Height (mm) | 330 | 330 |
| Width (mm) | 2000 | 2500 |
| Depth (mm) | 685 | 685 |
| Weight (kg) | 140 | 170 |
| Rows of bristles | 11 | 11 |

Hitches available: Pallet Fork Sleeves, 3 Point Linkage, Pallet Fork Sleeves & 3 Point Linkage Combo, Tractor/Loader Hitches, Skid-Steer Hitch, Swivel Hitch


ProDig Attachments
Newtown, Bangenalstown
Carlow, Ireland

+353 (0)59 972 7494
+353 (0)86 7809888
sales@prodigattachments.com
www.prodigattachments.com


Your Contact: