

OFFSHORE SXL

Key Features:

- Lifetime limited hull warranty
- Offshore bracket with welded Bomar hatch
- Aluminum self-bailing deck includes fish box & floor grip non-skid surface
- Full hard top with Alaskan bulkhead, heavy-duty sliding door, & cabin windows
- Boarding ladder with welded grab handle
- One color painted side stripe to waterline with clear coat
- Cabin exterior, aft deck, cabin interior, & cuddy trunk - marble stone zolatone
- Suspension helm seats
- Electronics box, full over-head electronics box above helm from port to starboard
- Enclosed v-berth storage with locking doors, upholstered headliner, and marine carpet. Includes: v-berth sleeper cushions
- Rear cowl storage
- Wash down pump
- Triple bank battery system (Dual HD cranking marine batteries and single house battery with selector switch & ACR)
- Bilge pump with auto float

Life is better in a North River



Wake Up. Fish. Excitement Ahead.

Easily navigate any waterway with confidence. Customize your experience with options for larger fuel and/or fish hold capacity. Equipped with a 55° hull entry, 24° deadrise, .250 transom, and 28" interior side height, it's engineered for superior performance and comfort on the water.

Offshore SXL	2700SXL	2900SXL	3100SXL
Length Overall	30'3"	32'3"	34'3"
Centerline Length	27'	29'	31'
Cabin Length/Height	108"/80"	108"/80"	108"/80"
Cockpit Length/Width	92"/104"	116"/104"	140"/104"
Beam	9'6"	9'6"	9'6"
Bottom	.250	.250	.250
Sides	43" x .190	43" x .190	43" x .190
Fuel Capacity - Gallons	160	170	200
Dry Weight - lbs	6,300	6,750	7,215
Person Capacity	8	8	10
Person Wt. Capacity	1,480	1,480	1,850
Max Wt. Capacity on water (Persons, Motors & Gear) - lbs	7,000	7,425	7,813
Max Horsepower	600	600	900

Boat on Trailer Dimensions - Average values*

Highest Fixed Point	11'6"	11'6"	11'6"
Length Overall Coupler to Main Engine	37'	39'	41'

*Make of trailer will affect actual values

Offshore SXL

- ☐ 27' x 9' 6" Offshore 2700SXL
- ☐ 29' x 9' 6" Offshore 2900SXL
- ☐ 31' x 9' 6" Offshore 3100SXL



Fabrication

- ☐ 1015 - Aft station helm, console only
- ☐ 1020 - Aft steering helm, single engine
- ☐ 1020A - Aft steering helm, twin engine
- ☐ 1045 - Plano storage inside console
- ☐ 1050 - Beaching plate
- ☐ 1101 - Toe kick, welded
- ☐ 1103 - Crab pot protector (Starboard only)
- ☐ 1109 - Transom, upgrade to 30"
- ☐ 1199 - Bracket, offshore single engine 350HP ↑
- ☐ 1200B - Bracket, offshore for twin engine
- ☐ 1200C - Bracket, offshore with 1/2" plate (Over 800 HP, twin engine)
- ☐ 1220 - Bracket, welded swim deck kicker (Port)
- ☐ 1270 - Brackets, welded down rigger (Pair at FWD stern rail)
- ☐ 1300 - Inside Passage bulkhead with footrest riser & extended sleeper cushion. (Port only)
Curtain replaces V-berth doors & bulkhead.
- ☐ 1455 - Cabin aft overhang, extended to 36" center length
- ☐ 1456 - Cabin aft overhang, raised 4" & extended to 36" center length
- ☐ 1500 - Door, walk thru bow (Cuddy & V-berth eliminated)
- ☐ 1530 - Door, side boarding (Port)
- ☐ 1542 - Trim lip, aluminum at rear cowling
- ☐ 1545 - Door, transom boarding (Starboard)
- ☐ 1621A - Rear cowling storage box, single with shoe box lid
- ☐ 1622A - Rear cowling storage box, two with shoe box lids
- ☐ 1761A - Fish boxes, side mounted floor w/ Whale Gulper pumps (QTY 2)
- ☐ 1800 - Ladder, roof top (Port or Starboard)
- ☐ 1820 - Fold out steps, roof top access (QTY 2)
- ☐ 2121 - Rails, welded 6" full wrap stern rails (Fore or aft of transom cowling)
- ☐ 2165C - Rod holder (QTY 3) welded to net holder (QTY 1) (Port and Starboard)
- ☐ 2200 - Rub Rails, (1 Port & 1 Starboard)
- ☐ 2200B - Rub rails, upper & lower (2 Port & 2 Starboard)
- ☐ 2220A - Rod holders, welded to fore side of roof top rod holder assembly (QTY 6)
- ☐ 2225 - Rose bud cleats, welded aft deck (QTY 4)
- ☐ 2255 - Storage rack, roof top
- ☐ 2260 - Mechanical scupper drains (Exch. ball drains)
- ☐ 2285 - Insulate fish box sides and bottom (Per fish box option)
- ☐ 2600 - Frontier davit, at AKBH thru aft cabin overhang - Includes: fabrication of davit, enclosure and paint (Dealer supplied winch / hauler)
- ☐ 2600B - Frontier davit, at AKBH thru aft cabin overhang - Includes: fabrication of davit, enclosure and paint (Factory supplied Electro-Dyne winch / hauler)
- ☐ 2610 - Dinghy Hoist / Davit with winch #EMD2000SSRP (Thru aft cabin overhang) NOTE: Aft station option required.
- ☐ EZ4 - Rebel EZ4 drum anchor winch, free fall
- ☐ EZ5 - Rebel EZ5 drum anchor winch, free fall
- ☐ EZ-A - Drum anchor winch welded foredeck provisions (Dealer supplied winch)
- ☐ SK-2 - Seakeeper 2, installed in floor fish hold (Shore power option required)

See Dealer For Additional Options



Outfitting

- ☐ 3002 - Anchor windlass, Lofrans LION 1000 1/4" horizontal gypsy
- ☐ 3002A - Foot switches for Lofrans LION 1000 windlass
- ☐ 3150A - Aerate, rear cowling storage box (Port)
- ☐ 3175 - Heater / defroster, Wallas Viking (7' & 9' cabin)
- ☐ 3180 - Heater / defroster, Wallas Spartan (11' cabin)
- ☐ 3220 - Light, LED rear deck (QTY 1)
- ☐ 3230 - Light, LED courtesy at aisle way (QTY 4)
- ☐ 3240 - Switch panel, additional eight switch panel
- ☐ 3245 - Bow thruster, Side Power SE40/125s single prop 88lb thrust - Includes: Joystick, GRP 27 Battery & 1 Bank charging system (Requires shore power)
- ☐ 3247 - Bow thruster, flat panel thruster control (second station)
- ☐ 3382 - Dual USB-A/C combo charger (Each) (Portside)
- ☐ 3400A - Pump, Whale Gulper pump for in-floor fish box (Single engine)
- ☐ 3400B - Pump, Whale Gulper pump for in-floor fish box (Twin engine)
- ☐ 3431 - Alarm, high water
- ☐ 3435 - Pump, bilge, second 2200 GPH bilge pump
- ☐ 3441 - Refrigerator, drawer Isotherm Cruise 65 SS, 2.3 Cu Ft., AC/DC (Requires 24" cabinet)
- ☐ 3443 - Refrigerator, drawer Isotherm Cruise 130 SS w/Freezer, 4.6 Cu Ft., AC/DC
NOTE: Requires 24" cabinet and cannot have sink or stove above unit
- ☐ 3444 - Refrigerator, drawer Isotherm Cruise 85 SS, 3.0 Cu. Ft., AC/DC (Requires 24" cabinet)
- ☐ 3600 - Shore power for 3 batteries with 3 bank charging system
- ☐ 3610 - Shore power and upgrade to 4 batteries with 4 bank charging system
- ☒ 3630 - Shore power, Freedom XC Pro Marine 3000w Inverter w/ 4 batteries & 4 bank charging system
- ☐ 3690 - Sink, large, w/ faucet & 10 gallon tank (Requires 24" cabinet)
- ☐ 3691 - Sink, small, w/ faucet & 10 gallon tank (Requires 12" cabinet)
- ☐ 3695 - Water tank, 18 gallon upgrade (Exch. 10 gallon tank)
- ☐ 3720B - Spotlight, Go Light Stryker with remote
- ☐ 3750 - Stove, Wallas Nordic Dt diesel with blower lid for cabin heat (Requires 24" cabinet)
- ☐ 3751 - Diesel tank, 5 gal. aluminum tank w/ external fill & dash fuel gauge
- ☐ 3770 - Toilet, flushing centered inside cuddy
- ☐ 3820 - Water test, pre dealer delivery
- ☐ 3825 - Windshield wiper washer system
- ☐ 3830A - Fresh water system, wash down & 18 gallon tank
- ☐ 3830B - Fresh water system with sink & faucet, wash down & 18 gallon tank
- ☐ 3840 - Hot fresh water shower system, w/ S600EW heater, 30 gallon tank & drain sump
- ☐ 3845 - Head drain, with Attwood sump pump (Requires stand up head)

See Dealer For Additional Options



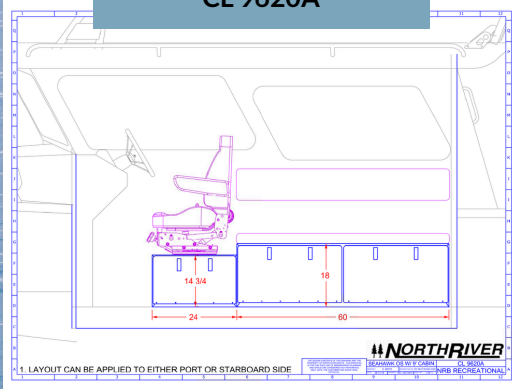
Steering

- ☐ HS 1 - Hydraulic steering system, single main engine
- ☐ HS 2 - Hydraulic steering system, twin main engine
- ☐ HS YXC1 - Hydraulic steering system, Yamaha XC single engine
- ☐ HS YXC2 - Hydraulic steering system main helm, Yamaha XC twin engine

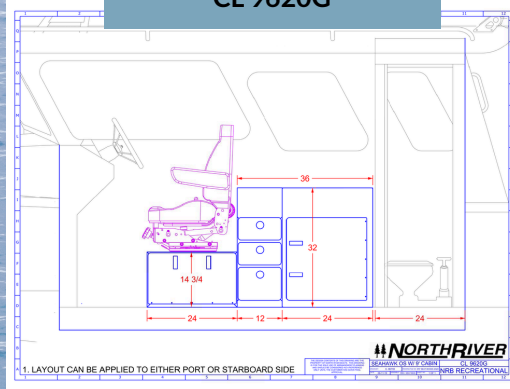
Cabin Layouts - Choose a Port & Starboard Layout Option

- ☐ 9' CABIN
- ☐ CL 9620A - (1) Storage seat box (60") w/cushion and back rest (Aft of helm)
- ☐ CL 9620G - (1) Galley cabinet (36") & (1) Stand up flushing toilet (24") Aisle facing
- ☐ 9' CABIN PORT (Includes offset aisle way upgrade)
- ☐ CL 9645I-P - (1) Dinette with fixed bench seats and back rests (24" Table & footrest)
- ☐ 11' CABIN (Includes 11' length upgrade)
- ☐ CL 9650G - (1) Galley cabinet (60") & (1) Stand up flushing toilet (24") Aisle facing
- ☐ CL 9650H - (1) Galley cabinet (48") & (1) Stand up flushing toilet (36") Forward facing
- ☐ 11' CABIN PORT (Includes 11' length & offset aisle way upgrade)
- ☐ CL 9660I-P - (1) Dinette with fixed bench seats and back rests (48" Table & footrest)

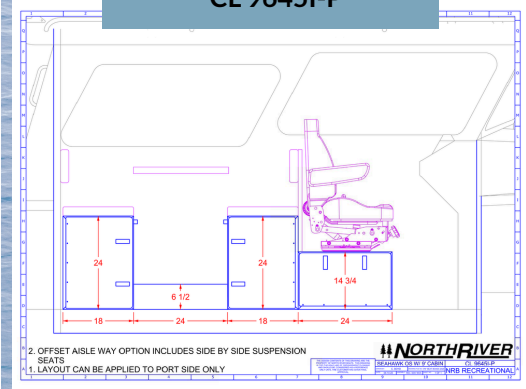
CL 9620A



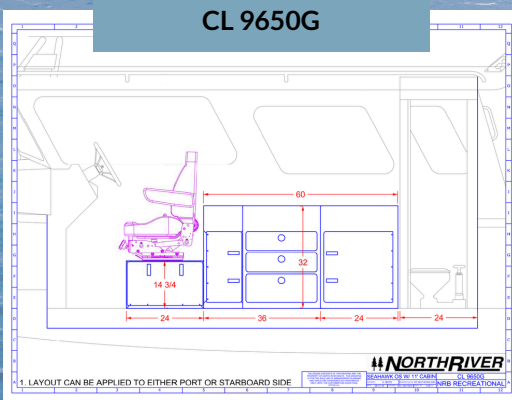
CL 9620G



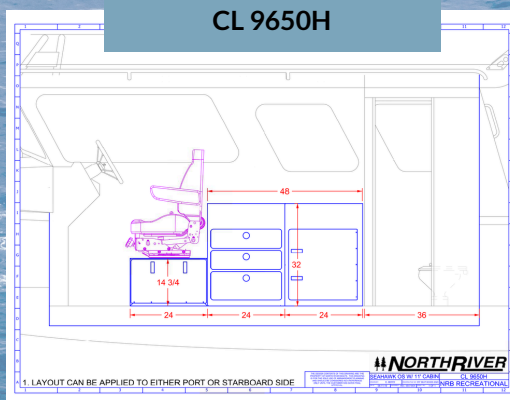
CL 9645I-P



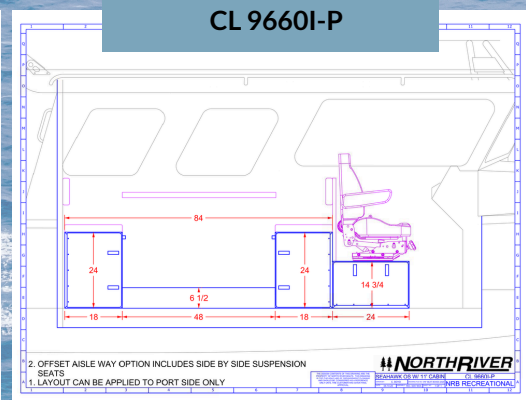
CL 9650G



CL 9650H



CL 9660I-P



See Dealer For Additional Options



Canvas

- ☐ 273 - Cover, stern

Upholstery

- ☐ 330 - Cushions, sleeper custom (Requires opposing bench seat)
- ☐ 580 - Seat, flip up with snap on cushions (Each) (Aft deck)
- ☐ 625 - Swivels, installed on helm seats (Port & Starboard)
- ☐ 710 - Seat, Ocean Master

Paint Colors

- ☐ 4060 - Color matched Zolatone (Cabin, gunwales & aft deck)
- ☐ 4115 - One color full side paint to chine
- ☐ 4135 - Two color side paint to chine

Fuel and Fish Hold

- ☐ 120G-36FB27 - 120 Gallon fuel tank & 36" Fish hold (2700SXL with 9' cabin only)
- ☐ 120G-36FB29 - 120 Gallon fuel tank & 36" Fish hold (2900SXL with 11' cabin only)
- ☐ 160G-24FB29 - 160 Gallon fuel tank & 24" Fish hold (2900SXL with 11' cabin only)
- ☐ 170G-40FB31 - 170 Gallon fuel tank & 40" Fish hold (3100SXL with 11' cabin only)
- ☐ 200G-24FB31 - 200 Gallon fuel tank & 24" Fish hold (3100SXL with 11' cabin only)
- ☐ 200G-36FB31 - 200 Gallon fuel tank & 36" Fish hold (3100SXL with 11' cabin only)
- ☐ 200G-0FB27 - 200 Gallon fuel tank & DELETE Fish hold (2700SXL with 9' cabin only)
- ☐ 200G-0FB29 - 200 Gallon fuel tank & DELETE Fish hold (2900SXL with 11' cabin only))
- ☐ 200G-24FB29 - 200 Gallon fuel tank & 24" Fish hold (2900SXL with 9' cabin only)
- ☐ 200G-36FB29 - 200 Gallon fuel tank & 36" Fish hold (2900SXL with 9' cabin only)
- ☐ 255G-0FB29 - 255 Gallon fuel tank & DELETE Fish hold (2900SXL with 9' cabin only)
- ☐ 255G-0FB31 - 255 Gallon fuel tank & DELETE Fish hold (3100SXL with 11' cabin only)
- ☐ 255G-24FB31 - 255 Gallon fuel tank & 24" Fish hold (3100SXL with 9' cabin only)
- ☐ 255G-36FB31 - 255 Gallon fuel tank & 36" Fish hold (3100SXL with 9' cabin only)
- ☐ 275G-0FB31 - 275 Gallon fuel tank & DELETE Fish hold (3100SXL with 9' cabin only)



See Dealer For Additional Options

Trailer & Outboard Engine Options - Dealer to provide pricing for appropriate equipment found within the 2025MY Dealer Sales Book

Prices subject to change. Photos include items that may not be standard features or options. Options may not be available on all models.