



BOBCATALOG

20
25



SCAN THE BOBCAT-BRANDED QR CODES ABOVE THE SECTION TABS TO SEE PRODUCT INFO AND SPECS.

TABLE OF CONTENTS

Compact Loaders	10
Electric Compact Loaders and Excavators	18
Machine IQ	20
Compact Excavators	22
Large Excavators	28
Light Compaction	30
Compact Wheel Loaders	32
Backhoe Loaders	34
Telehandlers	36
Material Handling	38
Portable Power	40
Industrial Air	42



Parts and Service	44
Zero-Turn Mowers	48
Articulating Tractors	54
Turf Renovation	56
Sub-Compact and Compact Tractors	60
Utility Tractors	64
Utility Vehicles	66
Toolcat Utility Work Machines	68
Mini Track Loaders	70
Small Articulated Loaders	72
Attachments	74



NEW PRODUCT

LOOK FOR THIS ICON HIGHLIGHTING NEW PRODUCTS IN 2025.



CARLA BELTRAN

THE IGNITION TO YOUR AMBITION

From cutting brush and moving hay bales to the lofty task of transforming her land into a sustainable agricultural ecosystem, Carla Beltran depends on Bobcat® equipment to help create a home from her homestead. Imagine what you could build with a little Bobcat-backed ambition.



LET'S DIG IN.

LEARN HOW CARLA BELTRAN ACHIEVES HER ASPIRATIONS OF SELF-SUFFICIENCY AND SUSTAINABILITY WITH BOBCAT EQUIPMENT.



Machine: T66
Attachment: Brushcat™ Rotary Cutter

“Getting the equipment was a must. This is not work for me. It's my peace, and I love it.”

– *Carla Beltran* (pictured)
Bobcat Customer



CHIP GAINES

EXPERIENCE FULL-THROTTLE ACCOMPLISHMENT.

CHIP GAINES USES BOBCAT EQUIPMENT TO ELEVATE HIS ACREAGE, IDEAS AND ACCOMPLISHMENTS.

For years, the entrepreneur, Magnolia co-founder and host of HGTV's hit show Fixer Upper has relied on the Bobcat brand to help him achieve more. It can help you dig into a world of audacious achievements, too. Your own success is waiting just below the surface of your next jobsite.

ALL YOU NEED TO DO IS BREAK A LITTLE GROUND.





“ On the best days, hard work with the right equipment just feels like fun. And with Bobcat, it's how fun gets done. ”

– *Chip Gaines* (pictured)



HEAR MORE FROM CHIP GAINES.

Machine: MT100 With
Orange Non-Marking Tracks
Attachment: Auger



CONSTRUCTION EQUIPMENT LINEUP



TRUE COLORS: THE BOBCAT DIFFERENCE

WHEN YOU TAKE ON UNIQUE CHALLENGES EVERY DAY, IT TAKES A ONE-OF-A-KIND COMPANY TO HELP YOU CONQUER THEM.

From our iconic orange and white colors to the impressive variety of jobs you can take on with just one machine, nothing helps you stand out like Bobcat equipment – except the work you do with it.



*LEFT SIDE: T86 With Industrial Grapple; Rammer and Reversible Plate Compactor
RIGHT SIDE: E40 With Nitrogen Breaker; Portable Air Compressor, Generator and Light Tower*

PARTNERS IN YOUR PERFORMANCE

To ensure that your Bobcat equipment is ready to work when you are, our experienced network of Bobcat dealers provides the world-class support and service you need.

MORE UPTIME – ALL THE TIME

Bobcat loaders and excavators are designed and built to last, with features like non-DPF engines that reduce downtime and make maintenance easier. We constantly improve our products – so you can keep getting better, too.

THE BEST OPERATOR EXPERIENCE

You put in long hours in the cab. Bobcat helps you make the most of them. Our roomy, high-comfort, high-visibility cab designs keep you focused on your accomplishments.



COMPACT LOADERS

RISE AND THRIVE.

BOBCAT COMPACT LOADERS HELP YOU DELIVER EACH DAY.

When you begin the job before sunrise, the most important thing is finishing before the sun goes down. Bobcat compact loaders are equipped with non-DPF engines that deliver dependable performance with no regeneration downtime so you can accomplish more.



Machine: T86

- **BOBCAT NON-DPF TIER 4 ENGINES REDUCE MAINTENANCE AND DO NOT REQUIRE REGENERATION**
- **HYDRAULIC HOSES ARE ROUTED INSIDE THE LIFT ARM TO REDUCE THE RISK OF DAMAGE, WHILE PRESSURE-RELEASE QUICK COUPLERS ARE PROTECTED EVEN FURTHER WITH A STEEL GUARD**
- **HIGH-CAPACITY COOLING SYSTEM HELPS YOU RUN CONFIDENTLY IN EXTREME CONDITIONS**
- **ENJOY LONG SERVICE INTERVALS AND ENGINE LIFE WITH GENUINE BOBCAT FLUIDS AND FILTERS**



COMPACT LOADERS



“We do 10 times the amount of work with Bobcat loaders.”

– Eric Niemann
Rocky Mountain Stonecrete

SEE HOW REAL CUSTOMERS USE COMPACT TRACK LOADERS.





*Machine: T86
Attachment: Pallet Fork*



*Machine: S86
Attachment: Light Material Bucket*

POWER YOUR PRODUCTIVITY.

Bobcat compact loaders deliver the performance you need to tackle any task with speed and efficiency.

- High-efficiency hydraulic pumps give you powerful breakout forces and fast cycle times
- Sturdy cast-steel lift arms provide strength and rigidity for high lift capacity in a slim profile
- Move faster and finish sooner with two-speed travel
- Selectable Joystick Control helps you do more by adapting loader performance to unique operator preferences and job requirements
- Bobcat engines maximize your performance by maintaining peak torque across a wide rpm range



COMPACT LOADERS



*Machine: S66
Attachment: Auger*

ONE MACHINE DOES IT ALL.

Dig now. Break concrete, clear brush, drill holes or clear snow later. Bobcat loaders are designed to help you take on new jobs and get more use from one machine.

- Accomplish more in a day with powerful hydraulics and multiple hydraulic flow options, including super flow for the most demanding attachment applications
- Change attachments quickly and easily with Bob-Tach®, Power Bob-Tach® and Bob-Dock™ mounting systems
- Fingertip controls make attachment operation comfortable and controllable and allow attachment adjustments while driving
- Tackle nearly any job with more than 60 Bobcat attachments engineered to integrate with Bobcat loaders



*Machine: T86
Attachment: Planer*





COMPACT LOADERS



MORE COMFORT FOR TOUGHER JOBS

Jessie Hamilton works 10 or more hours a day. When you operate at that level, comfort isn't a luxury that's nice to have; it's essential. From roomy cabs with adjustable suspension seats to advanced display options and choice controls, Bobcat loaders give you an unmatched operator experience for unmatched productivity.

- PATENTED 5-LINK TORSION SUSPENSION UNDERCARRIAGE PROVIDES A SMOOTH RIDE WHILE RETAINING WORK PERFORMANCE FOR LIFTING AND GRADING
- ONE-PIECE SEALED AND PRESSURIZED CAB WITH HEAT AND AIR CONDITIONING OPTIONS REDUCES NOISE, DUST AND DIRT INSIDE THE CAB
- OPTIONAL HEATED AIR-RIDE SEAT ADJUSTS TO YOUR WEIGHT FOR PEAK OPERATOR COMFORT
- OPTIONAL 7-INCH TOUCH DISPLAY PROVIDES MACHINE PERFORMANCE INFORMATION WITH BLUETOOTH® DEVICE CONNECTIVITY, INTEGRATED RADIO AND REAR CAMERA DISPLAY*

*ON MODELS EQUIPPED WITH REAR CAMERA

“The biggest thing I like about Bobcat equipment is the ergonomics.”

– *Jessie Hamilton* (pictured)
Bobcat Equipment Operator



SEE JESSIE'S STORY.



ELECTRIC COMPACT
LOADERS AND EXCAVATORS

“I was impressed. Completely impressed with it.”

SEE OPERATORS REACT TO THE T7X.



WATCH THE VIDEO.



Machine: T7X
Attachment: Pallet Fork

SWITCH ON YOUR ELECTRIC REVOLUTION.

Bobcat is bringing heavy-duty, emissions-free, electric-powered performance to indoor and outdoor jobsites. From instantaneous torque to quiet operation, these alternative power solutions really work – and they're available now at your Bobcat dealer.

ALL-ELECTRIC COMPACT TRACK LOADERS: T7X

These powerful all-electric loaders deliver performance that can match or improve upon their diesel-powered counterparts.

- Powerful battery delivers up to 6 hours of continuous runtime
- No hydraulics for reduced maintenance and operating costs
- Instantaneous torque up to three times that of traditional loaders

BATTERY-ELECTRIC COMPACT EXCAVATORS: E10e, E19e

Tackle jobs indoors or outdoors with the emissions-free electric power of the compact and ultra-efficient E10e and E19e excavators.

- Up to 4 hours of continuous runtime
- Retractable undercarriage and blade
- Maximize versatility with Bobcat hydraulic attachment compatibility



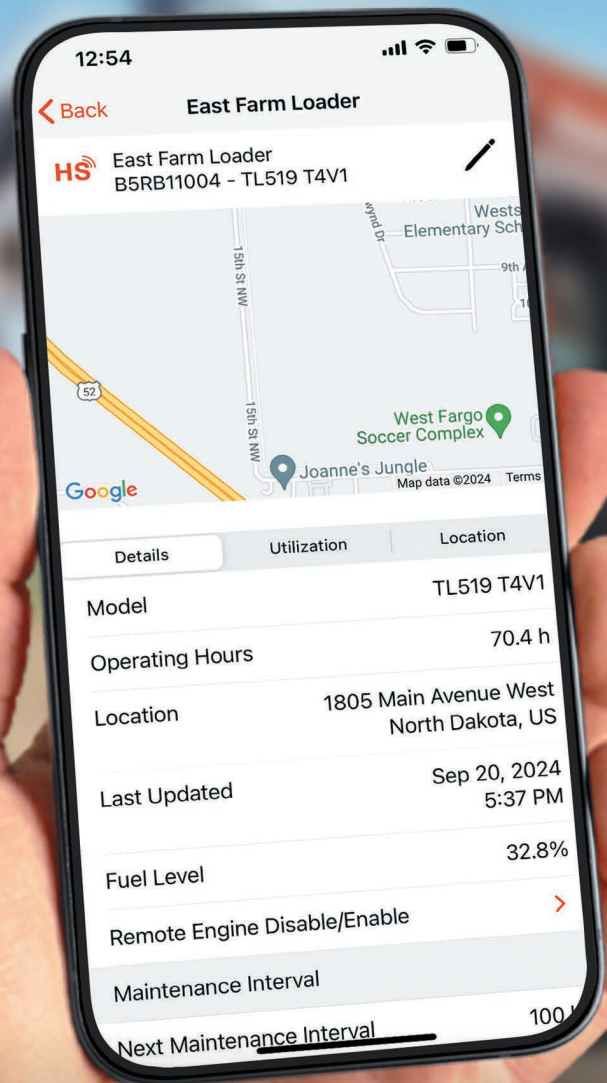
Machine: E19e
Attachment: Bucket



MACHINE IQ

STAY CONNECTED TO YOUR MACHINE.

PROTECT YOUR EQUIPMENT AND ENHANCE YOUR CAPABILITIES WITH MACHINE IQ.



LOOK FOR THE MACHINE IQ DECAL ON NEW LOADERS/EXCAVATORS TO SEE IF YOUR MACHINE IS CONNECTED, OR REACH OUT TO YOUR DEALER.



“When I discovered my E26 had been stolen from my trailer, it felt like a kick in the stomach. Thankfully, it was equipped with Machine IQ, and we were able to recover it.”

– *William Baxter*
Bobcat Customer



MACHINE IQ[®]

Machine IQ is a subscription-based telematics service that comes free of charge for the first two years on most new connected machines, allowing you to track your machine's performance, health and location from anywhere on any device.

OPTIMIZE MACHINE PERFORMANCE.

- Review the location, operating hours and fuel levels to proactively address fuel and maintenance needs
- Access machine/fleet utilization reports*

MINIMIZE DOWNTIME.

- Receive fault code notifications and troubleshooting guidance*
- Track maintenance intervals
- Receive maintenance reminders with instructions and links to maintenance kits*

PROTECT YOUR INVESTMENT.

- Remotely disable and enable the engine*
- Access GPS location and history
- Get motion detection alerts and curfew/geofence/breach notifications*

*Available through Machine IQ Health and Security subscription



COMPACT EXCAVATORS

DISCOVER THE ART OF BREAKING GROUND.

MAKE THE MOST OF EVERY DIGGING CYCLE WITH BOBCAT COMPACT EXCAVATORS.

Bobcat compact excavators deliver maximum power under load and advanced hydraulics for faster digging. With high lift capacities, fast cycle times, smooth and precise controls, and superior maneuverability, you can tackle bigger challenges in less time.



*Machine: E40
Attachment: Bucket*

- **ADVANCED HYDRAULICS MAXIMIZE PRODUCTIVITY AND PERFORMANCE**
- **EXCLUSIVE CONTROL VALVE SYSTEMS ENABLE SMOOTH, PREDICTABLE OPERATION**
- **NON-DPF ENGINES MEET EMISSION STANDARDS WITHOUT DOWNTIME FROM REGENERATION**
- **IN-TRACK SWING FRAME ALLOWS EASIER WORK IN TIGHT AREAS BY PROTECTING CYLINDERS AND SWING CASTINGS WITHIN THE TRACK'S WIDTH**



COMPACT EXCAVATORS





Machine: E40

“When I’m in my Bobcat excavator, I feel almost as one with the machine. They’re comfortable and easy to operate.”

– Joe Fanning
Fanning Construction

CHECK OUT JOE'S STORY.



REVOLUTIONARY COMFORT YOU CAN SEE AND FEEL

Bobcat compact excavators provide plenty of room and exceptional ergonomics that make every day more enjoyable.

- Large windows, narrow side pillars and standard LED lighting provide optimal visibility
- Low-effort joysticks enable operators to work longer with less fatigue
- 7-inch touch display option offers advanced machine interaction with detailed machine information and device connectivity



COMPACT EXCAVATORS



*Machine: E55
Attachment: Nitrogen Breaker*

CUSTOMIZE YOUR PERFORMANCE.

Get a machine that's tailored to your work with numerous models, configurations and options.

- Standard, long and extendable arm options available for additional reach
- Conventional, minimal and zero tail swing give you the right balance of high digging performance and maneuverability in tight spaces
- Angle blade delivers simple grading, leveling and backfilling with high range of motion and robust controllability

DO MORE THAN DIG.

More versatility means Bobcat compact excavators have built-in business expansion.

- More than a dozen different attachments help you take on new jobs and use your machine more
- Optional Hydraulic X-Change™ system offers fast and easy attachment changes
- Arm-mounted auxiliary hydraulics are easy to reach and attach
- With the optional diverter valve, you can switch attachments without disconnecting the clamp



*Machine: E48
Attachment: 3-Tine Grapple*





LARGE EXCAVATORS



**WHEN THE
GOING GETS
TOUGH, GO BIG.**



DIG INTO BIG CHALLENGES WITH THE LARGEST, HIGHEST-PERFORMING BOBCAT EXCAVATORS.

Your biggest jobs shrink next to the size, power and reach of Bobcat large excavators. Our large excavator models deliver big performance while retaining fine precision and great maneuverability for larger scale construction, demolition and more.

- Powerful breakout forces and lift capabilities with high-performance hydraulics
- Four power modes tailor performance for all-out power, balanced performance or fuel efficiency
- One-touch power-boost button temporarily increases hydraulic power for breaking through hard ground

ENJOY THE ULTIMATE IN COMFORT.

Bobcat large excavators are loaded with premium comfort features, including a heated air-suspension seat as well as the 8-inch display and 360 all-around view monitoring camera on the E145.



*Machine: E145
Attachment: Bucket*

*Machine: E145
8-Inch Display With 360 All-Around View Monitoring Camera*



LIGHT COMPACTION

LEADERS OF THE PACK

BOBCAT LIGHT COMPACTION MACHINES PACK A SERIOUS PUNCH.

From road maintenance to landscaping and construction, these light compaction products deliver next-level performance and efficiency.



LIGHT COMPACTION EQUIPMENT IS AVAILABLE FROM YOUR
LOCAL BOBCAT DEALER OR AT [SHOP.BOBCAT.COM](https://shop.bobcat.com)

Machines: TR75, RP30.50, FP15.50, R60



KEEPING RAD ASPIRATIONS ON TRACK

WITH BOBCAT COMPACTION EQUIPMENT, RADSHARE HELPS YOUTH DISCOVER THE EXCITEMENT OF BMX.

Nate Hanger (pictured above)
RADshare

CHECK OUT THEIR STORY.



TRENCH ROLLERS

Trench rollers have an articulating joint and oscillating frame for consistent ground contact, plus convenient remote-control operation.

REVERSIBLE PLATE COMPACTORS

Reversible plate compactors enable quick direction changes and maximum output in tight spaces.

FORWARD PLATE COMPACTORS

Forward plate compactors are durable, efficient and provide plenty of power.

RAMMERS

Bobcat rammers have a low center of gravity for optimal balance and high-performance compaction.



COMPACT WHEEL LOADERS



MORE GO FOR THE GO-GETTERS

CARRY THE WEIGHT OF SUCCESS WITH COMPACT WHEEL LOADERS.

With their combination of power, maneuverability and speed, Bobcat compact wheel loaders are the ultimate movers for landscaping, nursery work, agriculture, construction or snow removal. With high-production lift capacity, they're efficient machines for lifting and loading materials.



*Machine: L95
Attachment: Pallet Fork*

- **EXTENSIVE ATTACHMENT VERSATILITY WITH A STANDARD BOB-TACH MOUNTING SYSTEM**
- **EXCEPTIONAL PUSHING POWER DUE TO ITS ELECTRONIC HYDROSTATIC TRANSMISSION AND HORSEPOWER MANAGEMENT**
- **ARTICULATED STEERING ENABLES EASY NAVIGATION AND A TIGHT TURNING RADIUS**
- **HIGH-SPEED TRAVEL MODE ENABLES TRAVEL UP TO 24 MPH DEPENDING ON MODEL**

SEE PAGES 76-99 FOR FULL LIST OF BOBCAT ATTACHMENTS.



BACKHOE LOADERS



EXPERIENCE SEAT-SPINNING PERFORMANCE.

NEW BOBCAT BACKHOE LOADERS MOVE THE JOB FORWARD FROM ANY DIRECTION.

When your job demands high-horsepower strength for the job, plus essential maneuverability and jobsite accessibility, the center-pivot Bobcat backhoe loader is the digging, trenching and loading workhorse you need.



*Machine: B760
Attachment: Bucket*



NEW PRODUCT

- **STANDARD EXTENDABLE BACKHOE ARM PROVIDES BEST-IN-CLASS 18.4-FOOT DIG DEPTH**
- **LOADER DELIVERS A 7,985-POUND RATED OPERATING CAPACITY AND 11.3-FOOT LIFT HEIGHT**
- **TRAVEL SPEED OF UP TO 22.6 MPH FOR LESS TRAILERING**
- **NEARLY 180 DEGREES OF BACKHOE WORKING RANGE DEMANDS LESS MACHINE REPOSITIONING**
- **TURBO-CHARGED 96-HORSEPOWER BOBCAT ENGINE REQUIRES NO DPF REGENERATION**
- **BUILT TO LAST WITH HEAVY-DUTY CONSTRUCTION PLUS SMART REINFORCEMENT AND GUARDING**



TELEHANDLERS

STACK UP THE ACCOMPLISHMENTS.

AIM HIGHER WITH BOBCAT TELEHANDLERS.

Highly maneuverable with a powerful boom, Bobcat telehandlers can reach far and lift high to help raise your work to the next level. Plus, they include an array of standard-equipped comfort and performance-boosting features. Available in four different models, these machines are sized for virtually every application, including farming, construction, landscaping and snow removal.



Machine: TL519
Attachment: Bale Fork

“ Having that piece of equipment on the jobsite gets my team home a little earlier, keeps morale up, keeps the guys happy and keeps the customers happy. ”

– *Bill Adams* (pictured)
Southern Landscapes



SEE BILL'S STORY.



- Two-stage, low-profile, extendable boom enables access to a wide range of lift heights and reach lengths while offering excellent right-side visibility
- Compatible with a wide range of attachments for more worksite possibilities
- Five operation modes, including eco, smooth drive, dynamic drive, flex drive and advanced attachment control, deliver the versatility to perform in a wide variety of applications
- Four steering modes offer tailored maneuverability for the task, including all-wheel, front-wheel, crab and semi-crab steer



NEW PRODUCT

NEW TL623

The new Bobcat TL623 telehandler combines the longer reach of our larger telehandlers with leading multi-attachment versatility.

SEE PAGES 76-99 FOR FULL LIST OF BOBCAT ATTACHMENTS.



MATERIAL HANDLING



TAKE YOUR PRODUCTIVITY HIGHER.

OUT-MUSCLE THE HUSTLE WITH BOBCAT MATERIAL HANDLING SOLUTIONS.

The lineup of Bobcat forklifts and warehouse vehicles includes solutions for all industries. Get next-level power and precision for solving material handling challenges. These efficient and reliable machines are engineered to help you get your fast-paced world moving faster.



Machine: D70S-9



Machine: D30S-9

- Bobcat oil-cooled disc brakes have service intervals up to 5x longer than shoe brakes, significantly reducing expense and downtime
- Engineered for productivity with high-torque engines, large-diameter kingpins and tapered mast rollers that add strength and durability
- Simple controls help operators achieve more in a workday
- Spend less time on maintenance and more on stacking, moving and loading for a lower total cost of ownership
- Includes many standard features that are only available from other manufacturers as expensive packages or upgrades



PORTABLE POWER



RUN UNTIL **DONE.**

BOBCAT PORTABLE POWER DRIVES YOUR RELIABILITY FROM START TO FINISH.

When you're ready to work, Bobcat portable generators, light towers and air compressors are ready to run. These machines are pressure tested under grueling conditions and field proven to help you do what you do well, day or night.



Machine: PG50



Machine: PG40

PORTABLE GENERATORS

- Integrated high-capacity fuel tanks provide a minimum of 24 hours of operation at 75% load
- Oversized alternators for increased motor-starting capacity
- Best-in-class serviceability and ease of use



Machine: PA825V

PORTABLE AIR COMPRESSORS

- Versatile machines, many with variable pressure and flow options
- Intuitive controls for easy operation
- Easy access to common service components for quick maintenance and increased uptime



Machine: PL65

PORTABLE LIGHT TOWERS

- Illuminate your jobsites and power your hand tools with onboard 6 kW or 8 kW generator
- Maximize uptime with optional 50,000-hour LED lamps
- Stay productive with automatic dusk-to-dawn operation



INDUSTRIAL AIR



KEEP UP THE FLOW.

THRIVE UNDER PRESSURE WITH BOBCAT INDUSTRIAL AIR COMPRESSORS.

Power your operation's productivity with Bobcat industrial air compressors. Engineered and tested to perform in the most demanding applications, our oil-flooded rotary air compressors are designed to deliver dependable, efficient performance that drives profitability.



- Covered by an unmatched 5-year bumper-to-bumper warranty
- Intuitive, easy-to-use 7-inch touchscreen LCD controller offers better testing and more control
- Designed for maximum uptime with high-quality components and easy maintenance
- Industry-leading safety shutdown features for high temperature, high pressure and more
- Made to last, with dependable components for years of on-demand air
- Automatic power loss restart restores previous operation automatically after power outage

Machine: IA30



PARTS AND SERVICE

GENUINE PARTS. GENUINE PEOPLE.

Choosing the right machine is only part of your performance equation. Help from a proven team of well-trained, certified equipment experts protects your uptime and keeps cost of ownership low. Our nationwide network of Bobcat dealers is ready with service whenever you need it – along with the genuine Bobcat parts that keep your machine running in peak condition.



FLUIDS

Bobcat fluids are custom formulated and approved by Bobcat engineering for the harsh conditions and hard jobs that are routine for Bobcat machines.



FILTERS

Bobcat filters are engineered specifically for Bobcat equipment to protect your machine and optimize its maintenance schedule, reducing cost of ownership.



TIRES AND TRACKS

Maximize traction, flotation and, most of all, durability with the only tracks and tires that are designed to match the needs of your Bobcat equipment.

SHOP THESE AND OTHER BOBCAT PARTS AT YOUR LOCAL DEALER, OR STOCK UP ONLINE AT SHOP.BOBCAT.COM



GROUNDS MAINTENANCE EQUIPMENT LINEUP



GROUNDWORK FOR GROUNDBREAKERS



Machines: ZT6000, UW56, CT2025, UV34XL

WHETHER YOU'RE A PROPERTY OWNER OR A PROFESSIONAL WHO RELIES ON YOUR EQUIPMENT TO MAKE A LIVING, THE BOBCAT LINEUP OF GROUNDS MAINTENANCE PRODUCTS DELIVERS THE VERSATILITY AND RELIABILITY TO KEEP ANY PROPERTY LOOKING PRISTINE.



ZERO-TURN MOWERS



RAZOR-SHARP RESULTS START HERE.

BRING TOUGH TO TURF WITH BOBCAT MOWERS.

Whether you're a professional – or you simply want to mow like one – turf care is about achieving and maintaining beautiful results. Bobcat mowers are built to stand the test of time – so they're ready to work when you are.



Machine: ZT7000

- **GET AN EXCEPTIONAL QUALITY OF CUT THANKS TO DEEP CUTTING DECKS WITH A BULLNOSE FRONT-END DESIGN AND INTERNAL BAFFLE SYSTEMS ENGINEERED TO ENHANCE AIRFLOW**
- **EQUIPPED WITH HIGH-PERFORMANCE KAWASAKI ENGINES THAT ARE RENOWNED FOR THEIR PRO-GRADE POWER AND RELIABILITY**
- **MANUFACTURED WITH STRUCTURAL STEEL FRAMES, STEEL-FABRICATED SPINDLE ASSEMBLIES AND HEAVY-GAUGE STEEL MOWER DECKS FOR EXTENDED DURABILITY**



ZERO-TURN MOWERS



Machine: ZS4000

A CUT ABOVE (AND BEYOND).

WITH BOBCAT MOWERS, BRENT MITCHELL FINDS TIME TO GO THE EXTRA MILE FOR HIS CUSTOMERS.

Brent Mitchell (pictured above)
Highline Landscaping

SEE BRENT'S STORY.



UNMATCHED CUT QUALITY WITH THE PATENTED AIRFX DECK

There's a lot that goes into engineering a more perfect cut. Bobcat zero-turn mowers feature our patented AirFX™ deck that lifts grass to the cutting blade for a clean, consistent cut. And with the comfort of our high-back, deluxe suspension seats, doing the job is as rewarding as the result.

- Deep profile for increased vacuum lift
- Bullnose design allows grass to stand up before it reaches the mower blade
- Patented bolt-on, replaceable Air-Gap baffles increase airflow and enhance serviceability
- Adjustable front lip optimizes cutting on varying conditions and grass types
- Clippings are evenly dispersed for a cleaner deck at day's end



Machine: ZT6000





ZERO-TURN MOWERS

A PRISTINE CUT THAT WILL CHARGE YOU UP

ELIMINATE EMISSIONS AND REDUCE NOISE WITH BOBCAT ZT6000e ELECTRIC MOWERS.

The award-winning ZT6000e zero-turn mower brings all-electric innovation to high-performance commercial mowing. Experience reduced sound levels and zero emissions with up to 8 hours* of runtime on a single charge.



ALL-ELECTRIC

Machine: ZT6000e

- AVAILABLE WITH A 52- OR 61-INCH AIRFX DECK FOR A PHENOMENAL QUALITY OF CUT
- LITHIUM-ION BATTERY SUPPORTS UP TO 8 HOURS* OF MOWING
- ON-BOARD CHARGER WITH A STANDARDIZED CONNECTION POINT
- RECHARGES IN 6.3 HOURS (240 VOLT) OR 12.6 HOURS (120 VOLT)
- KEEP DOWNTIME TO A MINIMUM WITH A ZERO-MAINTENANCE BATTERY AND FEWER PARTS THAT REQUIRE REPAIR OR REPLACEMENT
- COST-SAVING BENEFITS OF THIS BATTERY-POWERED MACHINE INCLUDE FEWER PARTS, LESS MAINTENANCE – AND NO GAS EXPENSE

*TIMES VARY DEPENDING ON CONDITIONS



ARTICULATING TRACTORS

GO OVER, AROUND AND THROUGH JUST ABOUT ANYTHING.

BOBCAT ARTICULATING TRACTORS EASILY HANDLE WORK ON SLOPES, GRADES AND HILLS.

The Bobcat articulating tractor navigates tight turns and maneuvers through tough terrain with ease. With its combination of power, stability and maneuverability, it's ideal for a variety of mowing, pushing, plowing and digging activities across a wide range of landscapes.



*Machine: AT450 With Dual Wheel Kit
Attachment: Rough Cut Mower*

- **ARTICULATING, OSCILLATING FRAME ENABLES TIGHTER TURNING AND KEEPS THE WHEELS GROUNDED ON UNEVEN TERRAIN**
- **FOUR-WHEEL DRIVE DELIVERS EXCEPTIONAL TRACTION FOR TACKLING BERMS AND SLOPES**
- **AN EXTENSIVE LINEUP OF ATTACHMENTS MAKES THIS MACHINE A VERSATILE POWERHOUSE**



TURF RENOVATION

ELEVATE YOUR TURF-LIFE BALANCE.

BOBCAT TURF RENOVATION EQUIPMENT TAKES HIGH PERFORMANCE TO GROUND LEVEL.

Breathe bold new life into your turf. With the innovation and durability you expect from Bobcat equipment, this powerful and efficient lineup of turf renovation equipment is built to last and ready to create attractive lawns, majestic golf courses and impressive sports facilities at every turn.



Machine: AE19

AERATORS

Bobcat aerators bring power, adaptability and efficient performance to help you create lush lawns time after time.



Machine: DT19

DETHATCHERS

Bobcat dethatchers and overseeders combine simple operation, powerful engines and exceptional productivity to help you reinvigorate lawns.



Machine: SC18H

SOD CUTTERS

Bobcat sod cutters provide user-friendly operation, powerful engines and rock-solid durability, so you can cut quickly and precisely.

Machine: AE30s



NATIONAL RECREATION
AND PARK ASSOCIATION

PLANTING SEEDS OF CHANGE

THE POWER OF OUTDOOR SPACE IS BRINGING COMMUNITIES TOGETHER.

Bobcat is proud to partner with the National Recreation and Park Association (NRPA) in their mission to revitalize parks across the country.

RECREATION RESTORATION WITH THE NRPA

Bobcat has helped fund trail restoration, conservation projects and more in communities, including:

- A new trail at Everett Park in Stonecrest, Georgia
- New trails, a bioswale and planting native species in Trueheart Ranch Park in San Antonio, Texas
- A native bog garden and rain garden, plus pollution and flood protection for Yadkin River Park in Lexington, North Carolina
- Trail restoration at Auburndale Park in Auburn, Washington
- Grounds improvements for Houghton Park in Buffalo, New York

TOGETHER WE CAN MAKE THE GREAT OUTDOORS A LITTLE GREATER.



LEARN MORE ABOUT HOW BOBCAT GRANTS – WITH THE HELP OF THE NRPA AND SOME VERY CAPABLE MACHINES – ARE MAKING A DIFFERENCE IN DESERVING COMMUNITIES.





SUB-COMPACT AND
COMPACT TRACTORS



**DREAM BIG.
WE'LL BRING
THE HORSEPOWER.**



*Machine: CT2025
Attachment: Front-End Loader*

CHOOSE FROM FOUR POWERFUL PLATFORMS OF SUB-COMPACT AND COMPACT TRACTORS.

With a lineup of 20 tractors across four platforms, it's easy to find the right mix of performance, maneuverability, ease of use and versatility for your property. Whether you have daily heavy-duty work or a few acres in need of mowing and maintenance, there's a Bobcat tractor that meets your needs.



SUB-COMPACT AND
COMPACT TRACTORS





“This purchase was key to caring for my animals, which are deeply important to me.”

– *Therese Swift*
Bobcat Customer

THE MUST-HAVE FOR STABLE CARE

Therese Swift relies on a Bobcat compact tractor to care for her horses.

[READ HER STORY.](#)



GET ON A BOBCAT COMPACT TRACTOR AND GET IT DONE.

Harness your drive to do more. Hook up some possibilities – in front or in back. Turn a new page on productivity with the versatility, ease of use and comfort of Bobcat compact tractors.

- 3-point hitch, PTO and optional front-end loader offer near-limitless attachment and implement versatility
- Four transmission types across the lineup: Depending on machine size, you can choose from manual, synchronized shuttle, hydrostatic or electronic hydrostatic transmission to best match your work requirements
- An enclosed cab, available on select models, provides all-weather comfort and all-season productivity
- Conquer the job with a comfortable ride, deluxe suspension seat, great visibility, ergonomic controls and an intuitive, user-friendly operating environment

OPTIONS VARY BY MODEL

Machine: CT4045
Attachment: Front-End Loader
Implement: Rotary Cutter



UTILITY TRACTORS



BUILT TO DO HEAVY DUTY

TAKE WORK TO THE NEXT LEVEL WITH NEW BOBCAT UTILITY TRACTORS.

More land means more ground to cover in a day. Bobcat utility tractors are built for it. These job-hungry machines are equipped with superior performance and comfort for heavy-duty lifting, material handling and implement work.



*Machine: UT6573
Attachment: Bale Spear
Implement: 3 pt. Bale Spear*



NEW PRODUCT

POWERSHUTTLE TRANSMISSION

- A three-range 12x12 powershuttle transmission enables easy loader work and travel
- An electronic hand clutch enables smooth, easy shifting from gear to gear

- **OPEN STATION OR ENCLOSED CAB WITH HEAT AND AIR CONDITIONING**
- **MECHANICAL SELF-LEVELING LOADER AUTOMATICALLY KEEPS YOUR LOAD LEVEL TO REDUCE SPILLAGE**

REAR PTO AND CATEGORY 2 3-POINT HITCH

- 540 / 540E PTO
- A set of rear remote hydraulics (plus the option to have a second or third set)



UTILITY VEHICLES



GIVE IT YOUR OWN SPIN.

EXPERIENCE WORK-FOCUSED PERFORMANCE WITH BOBCAT UTILITY VEHICLES.

With a rigid chassis, superior ground clearance and a comfortable, responsive suspension, every inch of a Bobcat utility vehicle is engineered to power your achievements.

Machine: UV34XL



HIGH CAPACITY FOR HEAVY-DUTY TASKS

Take on the most difficult tasks on tough terrain.

- 1,250-pound payload capacity
- 2,500-pound tow rating
- 15.6 cubic feet of storage space
- Multiple tie-down points

ACCESSORIZE FOR THE JOB.

Numerous accessories enable you to customize your machine – so you can adapt and conquer any task.

- Ride in style and comfort with multiple door and windshield options for the cab
- Integrated accessories provide seamless fit, finish and functionality
- Optimize your Bobcat utility vehicle with accessory collections for snow removal, hunting trips, farm chores and more



A LEGACY REGAINS TRACTION.

ROBERT IS EXPLORING AND RESTORING HIS FAMILY'S LAND WITH BOBCAT EQUIPMENT.

*Robert Lazenby (pictured)
Bobcat Customer*

SEE ROBERT'S STORY.



*Machine: UV34XL With Accessories
Accessories are available from your
Bobcat dealer and online.*



BOBCAT UTILITY
WORK MACHINES



**AN ENTIRE FLEET
IN ONE MACHINE**



*Machine: UW56
Attachment: Utility Grapple*

MULTITASK WITH THE BEST: TOOLCAT UTILITY WORK MACHINES.

Part pickup, part compact tractor, part skid-steer loader and part utility vehicle, Toolcat™ utility work machines are one-of-a-kind products designed to help you take on countless jobs. Lift, haul, tow, use attachments and more.

- Power through tough work all year with more than 45 approved attachments and implements
- High-flow hydraulics boosts performance for demanding attachment work, such as trenching and stump removal
- Load and carry materials in the 2,000-pound-capacity hydraulic dump cargo box (UW56)
- Use 3-point implements with the rear 3-point hitch and PTO (UW53)
- Tow and move trailers with its 4,000-pound towing capacity
- Maneuverable all-wheel steer delivers tight, turf-sensitive turning
- Easy to use with operator-friendly controls

SEE PAGES 76-99 FOR FULL LIST OF BOBCAT ATTACHMENTS AND IMPLEMENTS.



*Machine: UW56
Attachments: Snowblower
and Box Spreader*



MINI TRACK LOADERS



SMALL IN STATURE. BIG ON PERFORMANCE.

GET MIGHTY PERFORMANCE WITH BOBCAT MINI TRACK LOADERS.

Easy-to-operate Bobcat mini track loaders tackle the enormous challenges you find in backyards, finished landscapes, wooded areas and other tight jobsites.



Machine: MT100
Attachment: Soil Conditioner

“The MT100 helped us grow our business. From wheelbarrows and shovels to the MT100, what used to take us a week now takes us a day.”

– Anthony Heathco
Roadkill Lawncare & Landscaping
(employee pictured above)



SEE HOW REAL CUSTOMERS USE MINI TRACK LOADERS.

Machine: MT100
Attachment: Pallet Fork

- Ultra-compact size at only 36 inches wide (41 inches with optional wide tracks)
- 1,000-pound rated operating capacity
- Minimal ground disturbance
- Tool-free maintenance access, long-lasting durability
- Available with Bob-Tach mounting system or common industry interface (CII)



SMALL ARTICULATED
LOADERS



**LIFT HEAVY AND
TREAD LIGHTLY.**



*Machine: L23
Attachment: Bucket*



*Machine: L23
Attachment: Pallet Fork*

“With our Bobcat articulated loader, it’s the ease of moving through things.”

– Julie Holland (pictured above)
Shades of Green Nursery



SEE HOW JULIE MAKES A BOOMING NURSERY BLOOM WITH BOBCAT.

HANDLE HEAVY LOADS AND AVOID GROUND REPAIRS WITH SMALL ARTICULATED LOADERS.

Run circles around hard jobs and go easy on established surfaces like grass and concrete. Bobcat small articulated loaders pack outsized performance into a highly maneuverable, lightweight footprint.


- Heavy lifting capacity and a compact size
- Turf-safe mode limits the chance of cutting into turf while turning or hauling a load
- Tight-turning articulation joint allows maneuverability in tight spaces
- Comfortable cab with standard canopy (or optional enclosed cab with heat and cross-ventilation windows)



ATTACHMENTS



**WE HAVE AN
ATTACHMENT
FOR THAT®.**



“We have attachments that enable us to use our compact track loader differently from site to site, which is so important in our line of work. Our team loves it, and I can’t imagine our business without it.”

– *Andrea Mohr*
Audrey’s Outdoor Services

Machine: T86
Attachment: Snowblower

BOBCAT ATTACHMENTS ARE THE KEY TO YOUR MACHINE’S VERSATILITY.

Tackle more applications and increase profitability with our extensive lineup of job-matched, productivity-accelerating attachments. Bobcat attachments are engineered to integrate with our equipment so you can accomplish more, no matter the reason or the season.



DRUM MULCHER – LOADERS*

Shred trees and overgrowth into mulch.

- Features high-strength, steel-body construction for leading durability and performance
- Select drum mulchers feature a depth control rotor for a more efficient bite into trees up to 8 inches in diameter
- Standard 2-speed hydraulic motor for increased drum torque and quicker drum speed recovery – single-speed option available
- Heavy-duty carbide teeth rip through hard and soft woods, providing long life and uptime protection
- Hydraulic drum brake brings drum rotation to a stop quickly after deactivating the auxiliary hydraulics
- Available in high-flow and super-flow configurations

Approved machines: **CTL** **SSL**

*Forestry Applications Kit required

	50 in. (2-speed)	50 in. (2-speed DCR)	61 in. (1-speed)	61 in. (2-speed)	61 in. (2-speed DCR)	72 in. (2-speed)
Operating Weight With Drum Option	2350 lb.	2514 lb.	2500 lb.	2525 lb.	2819 lb.	3140 lb.
Number of Teeth	24	20	30	30	24	36
Tree Diameter: Continuous Use	5 in.	5 in.	5 in.	5 in.	5 in.	5 in.
Tree Diameter: Intermittent Removal	9 in.	9 in.	9 in.	9 in.	9 in.	9 in.
Tree Diameter: Occasional Removal	12 in.	12 in.	12 in.	12 in.	12 in.	12 in.
Max. Hydraulic Flow	45 gpm	45 gpm	40 gpm	45 gpm	45 gpm	45 gpm
Max. Hydraulic Pressure	4000 psi	4000 psi	4000 psi	4000 psi	4000 psi	4000 psi

DCR = Depth Control Rings Drum



DRUM MULCHER – COMPACT EXCAVATOR

Efficiently cut trees and brush up to 5 inches in diameter.

- Split ring rotor with bite control maximizes mulching efficiency
- Well-designed processing chamber reduces mulch size
- Easy serviceability with two grease ports, motor access cover and side cover

Approved machines: **MX**

	28DMX	36DMX	50DMX
Working Width	28.38 in.	36.13 in.	50.13 in.
Overall Width	39.44 in.	44.68 in.	58.68 in.
Hydraulic Flow Range	16-40 gpm	20-40 gpm	25-40 gpm
Weight*	750 lb.	850 lb.	1050 lb.

*Weight does not include hoses or mounting caps.

CT = Compact Tractor


CTL = Compact Track Loader

CWL = Compact Wheel Loader

MTL = Mini Track Loader

MX = Excavator

LX = Large Excavator



BRUSHCAT ROTARY CUTTER

Cut smoothly on uneven terrain.

- Short deck design reduces weight, increases visibility and allows tighter turning
- Self-adjusting, pivoting flotation linkage minimizes the effect of uneven ground and increases first-pass accuracy
- The high cutting speeds and heavy-duty blades maximize inertia to cut and mulch dense vegetation in one pass
- Dual offset motors provide a clean cut every time (66-80 in.)

Approved machines: CTL MTL SAL SSL TC

	44 in. (30cc)	54 in. (35cc)	54 in. (50cc)	66 in. Std. Flow	66 in. High Flow	72 in. Std. Flow	72 in. High Flow	80 in. High Flow
Operating Weight	931 lb.	1042 lb.	1042 lb.	1437 lb.	1437 lb.	1500 lb.	1500 lb.	1581 lb.
Overall Width	48 in.	58 in.	58 in.	70.3 in.	70.3 in.	76.3 in.	76.3 in.	84.3 in.
Blade Tip Speed (Max. Flow)	16,595 ft./min.	17,754 ft./min.	17,573 ft./min.	18,238 ft./min.	17,064 ft./min.	17,197 ft./min.	16,536 ft./min.	18,219 ft./min.
Flow Range	9-12.5 gpm	9-12.5 gpm	12-18 gpm	15-24 gpm	24-36 gpm	15-26 gpm	24-40 gpm	24-40 gpm
Cutting Height	3 in.	3 in.	3 in.	3 in.	3 in.	3 in.	3 in.	3 in.
Cutting Capacity Diameter	2 in.	2 in.	2 in.	3 in.	3 in.	3 in.	3 in.	3 in.



HD BRUSH CUTTER

Built to take on brush-clearing jobs, both big and small.

- Reversible cutting direction doubles blade life
- Front push bar keeps material at a distance while the three-blade rotary cutter cuts it down
- High-efficiency hydraulic motors maximize carrier output

Approved machines: CTL SSL

	62 in. Std. Flow	62 in. High Flow	74 in. Std. Flow	74 in. High Flow	86 in. High Flow
Operating Weight	1950 lb.	1950 lb.	2150 lb.	2150 lb.	2450 lb.
Overall Width	68.9 in.	68.9 in.	80.9 in.	80.9 in.	92.9 in.
Flow Range	17-23 gpm	26-31 gpm	17-23 gpm	26-37 gpm	30-37 gpm
Blade Tip Speed (Max. Flow)	17,907 ft./min.	19,429 ft./min.	17,811 ft./min.	17,005 ft./min.	19,763 ft./min.
Cutting Capacity	10 in.	10 in.	10 in.	10 in.	10 in.



DISC MULCHER*

Cut and mulch trees with impressive speed.

- Mulch trees and brush up to 6 inches in diameter
- Cut trees up to 14 inches in diameter
- Flywheel design maintains disc speed to slice material and mulch effectively

Approved machines: CTL SSL

*Forestry Applications Kit required

	48DCM-G88	48DCM-G103	60DCM-G132	60DCM-P124
Overall Width	63.1 in.	63.1 in.	77.2 in.	77.2 in.
Operating Weight	1625 lb.	1625 lb.	2100 lb.	2115 lb.
Motor Package	5.4 cu. in.	6.3 cu. in.	8.1 cu. in.	7.65 cu. in.
Hydraulic Flow Range	23-29 gpm	30-37 gpm	32-45 gpm	32-45 gpm

SAL = Small Articulated Loader SSL = Skid-Steer Loader TC = Toolcat Utility Work Machine TL = Telehandler UT = Utility Tractor UTV = Utility Vehicle

Scan the QR codes for additional specifications and metric conversions.



GRAPPLE, 3-TINE

Grab, pick and place bulky material with powerful bite.

- Three-tine design lifts and moves large and hard-to-manage materials
- Move brush, logs and landscaping stones
- Ideal for land clearing, landscaping, demolition, construction, and buildings and grounds maintenance

Approved machines: **MX**

	Class III	Class IV
Operating Weight	200 lb.	225 lb.
Width	20.5 in.	20.5 in.
Number of Grapple Tines	3	3
Mount	X-Change	X-Change



GRAPPLE, INDUSTRIAL

Get a grip on bulky material and oddly shaped objects.

- Dual cylinders on larger models offer a secure grip on uneven loads
- Removable hose guide offers easy hose routing when grapple is attached
- **A BOBCAT-EXCLUSIVE DESIGN:** Recently optimized for improved performance, the inertia-welded cylinder ends deliver strong, smooth operation through improved hydraulic cushioning at the end of the stroke

Approved machines: **CTL** **CWL** **MTL** **SAL** **SSL** **TC** **TL**

	Bucket							Fork NEW		
	36 in.	48 in.	62 in.	68 in.	74 in.	80 in.	86 in.	66 in.	78 in.	86 in.
Operating Weight	365 lb.	448 lb.	884 lb.	922 lb.	960 lb.	1101 lb.	1302 lb.	937 lb.	1218 lb.	1293 lb.
Number of Fork Teeth (Factory)	–	–	–	–	–	–	–	7	8	9
Number of Fork Teeth (Possible)	–	–	–	–	–	–	–	13	15	17
Number of Grapple Tines	1	1	2	2	2	2	2	2	2	2

GRAPPLE, LOG

Lift and move logs, fallen trees and other heavy-duty material.

- Reinforced tines provide powerful and lasting grip on logs and brush
- Integrated tree pusher assists in felling branches, stems or trees in the intended direction
- Heavy-duty teeth help stabilize logs of all sizes during operation

Approved machines: **MTL** **SAL**



	56 in.
Operating Weight	335 lb.
Length	34.8 in.
Width	39.2 in.
Height	39 in.



GRAPPLE, ROOT

Rip through tough land-clearing jobs.

- Curved skeletal tooth design picks up material without driving teeth into the ground
- Dirt falls between teeth to minimize topsoil removal for lighter and fewer loads
- Fully enclosed mounting frame extends wear life by minimizing frame area flexing
- **A BOBCAT-EXCLUSIVE DESIGN:** Recently optimized for improved performance, the inertia-welded cylinder ends deliver strong, smooth operation through hydraulic cushioning at the end of the stroke
- Dual grapple action on larger models offers a secure grip on uneven loads

Approved machines: CTL MTL SAL SSL TC TL



	36 in.	48 in.	66 in.	72 in.	80 in.	86 in.
Operating Weight	316 lb.	395 lb.	999 lb.	1049 lb.	1164 lb.	1181 lb.
Number of Grapple Tines	1	1	2	2	2	2



GRAPPLE, UTILITY

Grab onto loose, hard-to-handle material.

- Add to a utility fork, general purpose bucket, low-profile bucket or construction/industrial bucket for more holding ability
- Curved teeth deliver efficient scooping capabilities for the loosest materials
- Forged teeth provide exceptional strength with low weight, increasing carrying capacity
- Quickly and easily add more teeth to efficiently handle smaller materials

Approved machines: CT CTL MTL SAL SSL TC



Grapple – Add to bucket/forks	32 in. GP	32 in. Utility	55 in. GP	55 in. Utility
Operating Weight	157 lb.	157 lb.	180 lb.	243 lb.
Number of Grapple Tines	3	3	4	4

SAL = Small Articulated Loader SSL = Skid-Steer Loader TC = Toolcat Utility Work Machine TL = Telehandler UT = Utility Tractor UTV = Utility Vehicle

Scan the QR codes for additional specifications and metric conversions.



SNOWBLOWER, 3-POINT – COMPACT TRACTOR

Powerful, productive and easy to operate.

- Perfect for clearing driveways, sidewalks or parking lots
- Manual chute rotator standard
- Hydraulic chute rotator optional for tractors
- Available in 50-, 60-, 66- and 74-inch widths

Approved machines:



SNOWBLOWER – ARTICULATING TRACTOR

Clear a 48-inch path in deep snow with this commercial-grade attachment.

- Opening size of 27 inches by 48 inches allows for quick and effective snow removal
- Serrated auger, 16 inches in diameter, delivers superior performance with its open center design
- Achieve precise snow discharge control with the 7-inch diameter chute and 223 degrees of rotation
- Easily adjust the height of cutting edge with the adjustable skid shoes

Approved machines:



SNOWBLOWER, FRONT-MOUNT – COMPACT TRACTOR

Powerful, productive and easy to operate.

- Perfect for clearing driveways, sidewalks or parking lots
- Hydraulic chute rotator standard

Approved machines:

	48 in.	62 in.	72 in.
Operating Weight	353 lb.	385 lb.	620 lb.
Overall Width	51.4 in.	64.4 in.	74.4 in.

= Compact Tractor

= Compact Track Loader

= Compact Wheel Loader

= Mini Track Loader

= Excavator

= Large Excavator

SNOWBLOWER – LOADERS

Throw and blow snow to clear a path.



- Increased intake height and bigger auger draw in more snow
- The rounded intake provides a smoother surface to roll the snow into the feed impeller rather than pushing it, minimizing clogging and improving snow flow
- Aggressive auger teeth – painted orange for improved visibility – easily break up and tear through packed snow and ice chunks
- Direct-drive sprocket rotation improves the performance, durability and ease of maintenance of the snowblower chute
- A reversible and replaceable cutting edge bites into hard ice and packed snow, and is designed for long life
- Visibility slots to see the cutting edge
- Adjustable full-length skid shoes to enhance ground contact
- Available in standard, high-flow and super-flow configurations

Approved machines: CTL MTL SAL SSL TC

	SB26x36	SB26x48	SB26x56	SB32x60	SB32x68
Operating Weight	620 lb.	672 lb.	700 lb.	920 lb.	941 lb.
Intake Height	26.5 in.	26.5 in.	26.5 in.	33 in.	33 in.
Discharge Chute Angle	270°	270°	270°	270°	270°
Throw Distance	Up to 25 ft.	Up to 25 ft.	Up to 25 ft.	Up to 40 ft.	Up to 40 ft.
Flow Required	8-17 gpm	8-17 gpm	8-17 gpm	13-31 gpm	13-31 gpm


	SB32x74	SB32x80	SB32x86	SB36x86	SB36x96
Operating Weight	981 lb.	1016 lb.	1041 lb.	1457 lb.	1530 lb.
Intake Height	33 in.	33 in.	33 in.	37 in.	37 in.
Discharge Chute Angle	270°	270°	270°	270°	270°
Throw Distance	Up to 40 ft.	Up to 40 ft.	Up to 40 ft.	Up to 50 ft.	Up to 50 ft.
Flow Required	13-31 gpm	13-31 gpm	13-31 gpm	36-45 gpm	36-45 gpm



**IMPROVED ALL-AROUND PERFORMANCE
WITH NEW HYDRAULIC DESIGN**

SAL = Small Articulated Loader SSL = Skid-Steer Loader TC = Toolcat Utility Work Machine TL = Telehandler UT = Utility Tractor UTV = Utility Vehicle

Scan the QR codes for additional specifications and metric conversions.



3-POINT HITCH ADAPTER

Add versatility to your loader or utility work machine.

- Enable the use of Category 1 and 2 implements
- Bob-Tach attachment mounting system offers quick-mounting capabilities
- Adjustable top link for added versatility
- Offers 2-inch receiver for moving trailers

Approved machines: CTL SSL
 TC



ANGLE BLADE

Level, backfill, grade and remove snow on farms or acreages.

- Blade can be rotated 360 degrees and angled to move material from either side
- Use the blade in forward or reverse
- Replaceable cutting edge

Approved machines: CT UT



BACKHOE – COMPACT TRACTOR

Turn your compact tractor into a powerful excavator.

- Use the backhoe for general-purpose digging and trenching
- Sub-frame included to attach to your compact tractor

Approved machines: CT



BACKHOE – LOADERS

Handle full-time excavating jobs with a Bobcat loader.

- Operates with minimal ground disturbance
- You can use the same buckets available for excavators
- Clear line of sight from the operator's seat
- Bob-Tach mounting system makes it fast and simple to mount the backhoe to the machine

Approved machines: CTL (M-SERIES),
 SSL (M-SERIES)



BALE FORK

Move and load round, uneven or square bales.

- Bale fork length: 40.8 inches
- Two small-diameter forks penetrate the material
- Mounts to standard or heavy-duty pallet fork attachment frame
- **NEW:** Bale spear available for utility tractors

Approved machines: CT CTL SSL
 TC TL UT



 **EXCLUSIVE**

BOB-DOCK ATTACHMENT MOUNTING SYSTEM

Change most hydraulic attachments without stepping outside the cab to remove or connect hoses.

Approved machines: CTL SSL



SEE IT IN ACTION.



ANGLE BROOM

Sweep driveways, sidewalks, parking lots and more.

- Waved design of the bristles creates a cleaner path and sweeps more snow or debris in one pass
- Heavy-duty, easy-to-replace polypropylene broom bristles (steel bristles available)
- Reverse bristle rotation available on the 68- and 84-inch angle brooms for enhanced cleaning along curbs, corners and around obstacles

Approved machines: AT CTL CWL MTL SAL SSL TC

	52 in.	64 in.	68 in.	84 in.	AT450
Operating Weight	355 lb.	385 lb.	860 lb.	944 lb.	395 lb.
Overall Width	54.5 in.	67.5 in.	79.6 in.	96.4 in.	63 in.
Sweep Width (Straight)	51.5 in.	63.5 in.	68 in.	84 in.	52 in.
Sweep Width (Fully Angled)	48 in.	60 in.	63 in.	77 in.	47 in.
Broom Angling	Hydraulic	Hydraulic	Hydraulic	Hydraulic	25°; Hydro Drive, Oscillation Fixed
Broom Bristle Diameter	26 in.	26 in.	32 in.	32 in.	26 in.
Flow Range	9-18 gpm	9-18 gpm	8-24 gpm	15-28 gpm	–

AUGER

Dig holes with speed and plumb-line accuracy.

- Delivers high torque and reliable performance on the jobsite
- Multiple bit types and teeth to match your digging conditions
- Exceptional digging depth


Approved machines: CTL CWL MTL MX SAL SSL TL



	12PH	14PH	20PH	25PH	30PH ^{NEW}	35PH	50PH
Operating Weight (Without Bit)	234 lb.	258 lb.	258 lb.	259 lb.	334 lb.	454 lb.	454 lb.
Max. Torque @ 3500 psi	1516 ft.-lb.	1762 ft.-lb.	2524 ft.-lb.	3069 ft.-lb.	3514 ft.-lb.	4177 ft.-lb.	5291 ft.-lb.

SAL = Small Articulated Loader SSL = Skid-Steer Loader TC = Toolcat Utility Work Machine TL = Telehandler UT = Utility Tractor UTV = Utility Vehicle

Scan the QR codes for additional specifications and metric conversions.




BOB-TACH BACKHOE

Mount directly to the loader.
No kit or stabilizers required.

- Standard bolt-on X-Change system
- 13-, 16- and 20-inch bucket widths

Approved machines: CTL SSL



BORING UNIT

Bore without tearing up
paved areas.

- Easily install underground cables and flexible pipes
- Bore up to 2 feet deep and 30 feet horizontally
- Install cable or pipe up to 4 inches in diameter
- Side-shift allows operation next to buildings and other obstacles

Approved machines: MTL SAL SSL



BRUSH SAW

Cut down brush and clear
small trees.

- Flow range 15-23 gpm

Approved machines: CTL SSL



BOX BLADE – TRACTORS

Impressive leveling, backfilling
and grading.

- Heavy-duty, rear-mount cutting edges are strong enough to cut into gravel, topsoil or other material
- Adjustable and replaceable ripper shanks break up hard ground or compacted soil for easier moving
- Steel cutting blade edges are reversible and replaceable to increase the life of your implement

Approved machines: CT UT



Pictured: Heavy-Duty Box Blade

BOX BLADE – LOADERS

Excel at standard and rough
grading projects.

- Available in three models: standard, laser-controlled and heavy-duty
- The attachment's large box and oscillating bolster helps to move more dirt and material on every pass
- HD box blade capable of moving material in either forward or reverse for greater efficiency
- Foam-filled tires eliminate flats
- HD box blade compatible with Trimble® 3D grading systems
- Trimble and TopCon laser receivers offer ± 0.25 -inch accuracy

Approved machines: CTL SSL TC



BRUSH GRAPPLE - TRACTORS

Grab bundles of branches, downed
trees and other material.

- Large grapple capacity carries more material each cycle
- Easy-to-reach grease points ensure easy maintenance
- Quickly and easily connects to your front-end loader
- Clean hose routing reduces downtime

Approved machines: CT UT



CT = Compact Tractor

CTL = Compact Track Loader

CWL = Compact Wheel Loader

MTL = Mini Track Loader

MX = Excavator

LX = Large Excavator



BREAKER, HYDRAULIC

Break concrete faster. Cut through rocks easier.

- Matches hydraulic capacity of the carrier to the breaker for consistent machine-to-breaker performance
- Quieter, smoother operation while maintaining blows per minute
- Automatically regulates pressure regardless of changes in outdoor temperature

Approved machines: CTL MTL MX SAL SSL

	HB680	HB880	HB980	HB1180	HB1380	HB2380
Operating Weight (Without Mounting Frame)	281 lb.	427 lb.	502 lb.	659 lb.	849 lb.	903 lb.
Blows Per Minute (at Max. Flow)	1340	1310	1450	1280	1230	910
Flow Range	7-13 gpm	8-17 gpm	12-21 gpm	15-26 gpm	17-32 gpm	20-33 gpm
Impact Energy Class	150 ft.-lb. (200 J)	300 ft.-lb. (407 J)	500 ft.-lb. (650 J)	750 ft.-lb. (1016 J)	850 ft.-lb. (1152 J)	1000 ft.-lb. (1356 J)
Recommended Working Thickness	2-4 in.	4-10 in.	6-14 in.	8-16 in.	10-18 in.	12-20 in.



BREAKER, NITROGEN

Smash that deadline. Protect that uptime.

- Offers a long piston stroke to maximize impact energy and reduce recoil
- Unique valve design reduces pressure fluctuations and strain on carrier hydraulic pumps
- Only two moving parts, and all grease points are within easy reach

Approved machines: CTL LX MTL MX SAL SSL

	NB110	NB140	NB150	NB160	NB170	NB180	NB240	NB260
Operating Weight	185 lb.	508 lb.	737 lb.	1002 lb.	1207 lb.	1344 lb.	2242 lb.	2956 lb.
Blows Per Minute	1300	1022	1075	979	965	1000	850	750
Blows Per Minute Flow	7.9 gpm	13.2 gpm	20.4 gpm	23.3 gpm	21.9 gpm	29 gpm	37 gpm	44.9 gpm
Impact Energy Class	150 ft.-lb.	350 ft.-lb.	550 ft.-lb.	900 ft.-lb.	1200 ft.-lb.	1500 ft.-lb.	1714 ft.-lb.	1844 ft.-lb.

SAL = Small Articulated Loader SSL = Skid-Steer Loader TC = Toolcat Utility Work Machine TL = Telehandler UT = Utility Tractor UTV = Utility Vehicle

Scan the QR codes for additional specifications and metric conversions.



Pictured: Heavy-Duty Bucket

BUCKETS – LOADERS

- Standard-duty bucket for lighter-duty jobs
- Heavy-duty bucket for high breakout forces
- Severe-duty bucket for extreme applications
- Light material bucket for snow, mulch or fertilizer
- Combination bucket can be used as a bucket, grapple, dozer and for spreading material
- Rock bucket features gusseted tines and high-steel strength
- Utility bucket for small articulated loaders with see-through back
- Weld-on and bolt-on cutting edges available
- Industrial or general-purpose bucket for mini track loaders
- General-purpose bucket for articulating tractors

Approved machines: AT CTL CWL
MTL SAL
SSL TC TL



Pictured: Standard Clamp

BUCKET CLAMPS – EXCAVATORS

STANDARD

- Grab, lift, move and place materials
- Easily maneuver in tight spaces to selectively grab objects
- Hydraulically actuated
- Clamp is compatible with extendable arm
- Pair with a trenching bucket or three-tined grapple to move oddly shaped objects

PRO CLAMP SYSTEM

- Adjust the Pro Clamp™ configuration for the job at hand
- Grab large, small or irregular objects with greater grip
- Create a smooth trench bottom with the optional grading tool, avoiding the need for a second “smooth lip” bucket
- Clean up spoil piles quickly with the grading tool and reduce manual labor
- Remove the tool when trenching, giving you enhanced visibility into the trench area

Approved machines: MX



Pictured: Heavy-Duty Exchange Grading Bucket

BUCKETS, GRADING – EXCAVATORS

STANDARD

Backfill, clean ditches and complete finish grading.

- Features replaceable and reversible cutting edge, increased capacity, and no center gusset
- 31-, 36-, 39-, 48- and 60-inch widths
- From Class 0 through Class 6 (E10 – E88)
- Pair with Hydra-Tilt™ or PowerTilt® swing accessories

Approved machines: MX

HEAVY-DUTY

Add capacity to move material on a jobsite, or easily finish, grade, backfill or clean ditches.

This attachment can be pinned on, quick coupled or utilized with a thumb. We offer 60-inch grading buckets for both the E145 and E165.

Approved machines: LX MX

CONTACT YOUR DEALER OR HAVE BUCKETS SHIPPED DIRECTLY TO YOU AT SHOP.BOBCAT.COM



CT = Compact Tractor CTL = Compact Track Loader CWL = Compact Wheel Loader MTL = Mini Track Loader MX = Excavator LX = Large Excavator



Pictured: Heavy-Duty Exchange Trenching Bucket

LARGE EXCAVATOR

Makes light work of even the heaviest digging.

- Includes two triangular wear shrouds
- E145 available sizes: 24-, 36- and 42-inch
- E165 available sizes: 36-, 42- and 48-inch

Approved machines: CTL

BUCKETS, TRENCHING – EXCAVATORS

HEAVY-DUTY

Dig trenches for water, power and telecommunications projects.

- Cast side cutter provides enhanced durability and functionality
- Weld-on shanks offer strength and durability
- X-Change reinforcement plate (18-inch bucket and up) for severe digging
- Class 0 to Class VI


Approved machines: MX

SEVERE-DUTY

For the most extreme operations.

- Class 5 and 6 buckets fitted with ESCO® ground engagement tools with wrap-around, weld-on shanks
- Class 3 and 4 trenching buckets are available with either ESCO teeth and shanks or our current ground engagement tools

Approved machines: MX



CHIPPER

Avoid hauling debris. Chip on the spot.

- Ideal for tree pruning and removal, municipalities, parks and recreation, rentals, and land management
- Reduces branch volume 10-to-1
- Remote attachment control safely starts and stops the machine and chipper from outside the loader
- Discharge chute rotates 360 degrees; includes adjustable deflector

Approved machines: CTL SSL TC



CONCRETE MIXER

Mix concrete wherever, whenever.

- Transports, mixes and dumps concrete
- Perfect for sidewalks, driveways, finish work, fence posts and footings
- Drum rotates in either direction for superior mixing
- Remote attachment control safely starts and stops the machine and concrete mixer from outside the loader

Approved machines: CTL SSL



CONCRETE PUMP

Easily pour concrete in difficult-to-reach areas.

- Standard-flow loaders place up to 18 cubic yards per hour
- High-flow loaders place up to 30 cubic yards per hour
- Dual mounting positions allow the hopper to be placed on the right or left side of the loader
- Remote control kit safely starts and stops the concrete pump from outside the loader

Approved machines: CTL SSL



SAL = Small Articulated Loader SSL = Skid-Steer Loader TC = Toolcat Utility Work Machine TL = Telehandler UT = Utility Tractor UTV = Utility Vehicle

Scan the QR codes for specifications.



DIGGER

Save time with powerful forward and reverse digging.

- Remove rocks and stumps
- Transplant trees and shrubs
- Prune roots, dig trenches or loosen hard-packed soil
- Open frame design for greater visibility from inside the cab
- Replace the shovel; save time and manual labor

Approved machines:

CTL	MTL
SAL	SSL



DOZER BLADE

Turn your machine into a mini dozer.

- Push large amounts of material quickly and easily
- Adjustable skid shoes provide depth control and forward and reverse grading
- Reversible cutting edge adds versatility and increases uptime
- 96-inch dozer blade model features all-cast design for maximum strength and productivity

Approved machines:

CTL	MTL	SSL
TC		



DROP HAMMER

Break and demolish concrete.

- Delivers more than 3,600 foot-pounds of impact energy combined with a fast cycle time of 20 blows per minute
- Fractures the material below the surface, leaving the surface free of jagged debris
- Generates little vibration or noise compared to standard hydraulic breakers, meaning less wear on the machine and less noise for operator and bystanders

Approved machines:

CTL	SSL
-----	-----



DUMPING HOPPER

Move material where dump trucks can't.

- Mounts easily onto Bobcat loaders for transportation to jobsites
- Can be loaded, parked, detached from machine, filled, reattached and driven to dumpsite
- Large-capacity hopper empties quickly and easily
- Caster wheel design with flotation tires supports the dumping hopper on uneven terrain

Approved machines:

CTL	SAL
SSL	TC



FLAIL CUTTER

Clear brush and small trees.

- Variable displacement motor matches attachment to carrier's capabilities
- Three cutting heights for a variety of terrains and brush types
- Produces fine mulching action and minimizes bunching of thick brush
- Thick steel deck design protects the attachment and provides maximum strength

Approved machines:

CTL	SSL	TC
TL		



FLAIL MOWER – ARTICULATING TRACTOR

Cut through tall, heavy grass and brush.

- Quick hitch attachment system for easy installation or removal in minutes without any tools
- Effortlessly cuts through tall and heavy grass, as well as brush up to 3/4 inches in diameter
- Two different knife options to transition from rough cutting to finish cutting

Approved machines:

AT





FLAIL MOWER – EXCAVATOR

Cut down brush, grass, small trees and more.

- Triple-knife flails rip through hard and soft wood
- Includes chains to help contain debris
- Direct-drive hydraulic motor expertly balances torque and rpm
- Three models available for cab-equipped excavators only

Approved machines: **MX** (E32 – E88)



FRONT-END LOADER

Does the digging and hauling for you.

- Digging, moving dirt, loading and carrying material
- Easy to attach and remove
- Delivers leading lift capacity and height
- Six models available with standard bucket included
- Models/bucket widths: FL6 (48 in.), FL7 (60 in.), FL8 (60 in.), FL9 (66 in.), FL9-5 (72 in.), FL10 (81 in.)

Approved machines: **CT** **UT**



GRADER

Grade with consistent precision and control.

- Bolster oscillates to minimize the effect of uneven ground
- Proportional hydraulic valve offers precise blade control
- Automatic grade control options include 3D-Ready, Laser and Sonic/Slope Tracer
- Compatible with Trimble and TopCon laser receivers so you can achieve ± 0.25 -inch accuracy or better

Approved machines: **CTL** **SSL** **TC**



GRADING BLADE

Expertly grade no matter the terrain.

- Pair with Hydra-Tilt or PowerTilt swing accessories
- Excellent for backfilling trenches and leveling terrain
- Grade a wide variety of landscapes
- Shape drainage swales to minimize runoff or capture stormwater

Approved machines: **MX**



HYDRATILT SWING ACCESSORY

Save time on grading with added accessory efficiency.

- Mounts between the excavator's bucket and the arm
- Angles the bucket 30 degrees to either side
- Work efficiently when creating slopes, cutting or cleaning drainage ditches, grading, and contouring with reduced repositioning

Approved machines: **MX**



HYDRAULIC QUICK COUPLER

Change attachments from the security of the excavator cab.

- Pin grabber style only releases in a curled position to ensure secure coupling
- No grease points for minimal maintenance

Approved machines: **LX** **MX**



SAL = Small Articulated Loader **SSL** = Skid-Steer Loader **TC** = Toolcat Utility Work Machine **TL** = Telehandler **UT** = Utility Tractor **UTV** = Utility Vehicle

Scan the QR codes for specifications.



HYDRAULIC TILT COUPLER

Save time and effort on the jobsite.

- Attachment tilt range up to 180 degrees for increased productivity
- Protected hose routing minimizes snags, damage and downtime
- No exposed cylinders or hydraulics for the ultimate in durability

Approved machines: **MX**



LANDPLANE

Simplify grading, leveling, aerating, pulverizing and transporting material.

- Use it moving forward for aggressive cutting, sod-peeling and leveling
- Travel in reverse for more controlled cutting and finishing work
- Easily loosen stubborn soils with the bi-directional scarifier
- **NEW:** 86-inch width available
- Optional hydraulic scarifier control available on the 86-inch model

Approved machines: **CTL** **CWL** **MTL**
SAL **SSL** **TC**




LANDSCAPE RAKE

Get the perfect finish for your jobsite.

- Rake and collect surface debris while smoothing and leveling soil
- Picks up rocks 3/4 inches and larger and most 1/2-inch rocks
- When full, dump the debris for a completely clean finish
- Hardened teeth offer maximum uptime protection
- Side skis provide adjustable depth control

Approved machines: **CTL** **SSL** **TC**



MOWER DECK, FINISH, AirFX

Get an unparalleled quality of cut with your articulating tractor.

- Powerful vacuum lifts grass for superior results
- Bolt-on baffle system enables swift replacement and ensures consistent and reliable performance
- Adjust and transport effortlessly with the hydraulic lift

Approved machines: **AT**



MOWER, FINISH

Professional results in less time.

- Rear discharge and solid rubber tires are standard
- Three cutting blades
- 1.5-to-4.5-inch cutting height
- Available in 60- and 72-inch cutting widths

Approved machines: **CT**





MOWER – LOADERS

Deliver consistently close, clean cuts.

- Oscillation allows the deck to float, providing a clean cut – even on uneven terrain
- Front-mounted mower eliminates flattened grass before the cut
- Anti-scalping wheel protects blades and mower deck for a longer blade life and consistent cutting height

Approved machines: CTL SSL TC



MOWER, MID-MOUNT

Turn your compact tractor into a mowing powerhouse.

- Rugged, convenient drive-over deck for easy installation and removal
- Three blades travel at high speeds for a clean, smooth cut without skips
- Standard side discharge and solid rubber tires
- 1-to-4-inch height adjustment

Approved machines: CT



MOWER, ROUGH CUT

Evenly mow tall grass and thick, woody overgrowth.

- Quickly cuts through tall grass and challenging vegetation
- 72-inch working width allows you to power through fields, farmland and wooded areas with remarkable ease
- Effortlessly mow down woody overgrowth up to 1.5 inches in diameter

Approved machines: AT



PACKER WHEEL

Compact trenches without auxiliary hydraulics.

- Open-rim sheep-foot design compacts the soil from the bottom up
- Equipped with X-Change mounting system for use with excavators
- Approved for use with backhoe attachments for certain loader models

Approved machines: CTL MX SSL



PALLET FORK

Save time lifting, carrying and moving materials.

- Integrated walk-through frame provides easier entry and exit
- Pallet fork meets ISO 2330:2002 standards for yield and fatigue tests
- Teeth available in 42- and 48-inch lengths; bale forks available in 40.8-inch length
- Hydraulic fork positions tines without the need to leave the cab, saving time and effort
- **NEW:** 6K severe-duty pallet forks available

Approved machines: CT CTL CWL
SAL SSL TC
UT



PLANER

Efficiently cut and mill concrete or asphalt.

- Planer housing hydraulically oscillates +/- 16 degrees to blend uneven surfaces
- Independently adjustable skis ensure consistent ground contact
- Hydraulic side shifting makes it possible to cut flush against curbs and walls
- Optional integrated water kit provides dust suppression and maximizes the bit's service life
- Newly redesigned standard and high-flow models; also available in super-flow configuration

Approved machines: CTL SSL



SAL = Small Articulated Loader SSL = Skid-Steer Loader TC = Toolcat Utility Work Machine TL = Telehandler UT = Utility Tractor UTV = Utility Vehicle

Scan the QR codes for specifications.



PLATE COMPACTOR

Compact trenches without leaving the cab.

- Eliminates the need for a worker in the trench
- Easily pack material in hard-to-reach areas
- Shock mounts distribute vibrations for level and efficient compacting

Approved machines: **MX**



POWERTILT SWING ACCESSORY

Expertly dig under and around objects.

- Tilt the bucket instead of moving the entire excavator
- Offers up to 90 degrees of tilting motion to either side
- X-Change mounting system makes easy work of attaching and detaching the PowerTilt swing accessory

PowerTilt® is a registered trademark of the Helac Corporation.

Approved machines: **MX**



QUICK HITCH

Connect implements in seconds.

- Saves time and makes 3-point implement hookup easier
- Back up your tractor, lift up your quick-hitch-compatible implement and secure the top levers

Approved machines: **CT**



REAR BALLAST BOX

Maximize lifting capacities.

- Easily removed when you plan to use other implements
- Compact size enables convenient storage when not in use

Approved machines: **CT** **UT**



REAR STABILIZER

More force to power through any dig.

- Frame-mounted at the rear of the loader
- Transfers the weight of the loader to the attachment, providing more force
- Street pads protect sensitive surfaces from damage
- Grouser bars prevent loader from being pulled toward the work area

Approved machines: **CTL** **SSL**



RIPPER

Effortlessly tear through soil and frozen ground.

- Gussets provide substantial ripping power
- Heavy-duty shank reinforces structure for maximum durability
- Replaceable single-point tooth designed for optimum penetration

Approved machines: **MX**





ROCK BUCKET

Collect rocks and debris while leaving soil behind.

- Tines are interconnected for additional strength
- All components are made of high steel strength for durability
- Operate above ground to remove surface vegetation
- Operate below ground to remove submerged objects

Approved machines: CT CTL CWL
SSL TC TL
UT



ROTARY CUTTER, 3-POINT

Clear pastures, ditches and overgrown paths.

- Ideal for clearing undeveloped property, trails and ditches
- 1.5-to-9-inch adjustable cutting height
- Available in 48-, 60- and 72-inch cutting widths

Approved machines: CT TC



SCARIFIER

Dig hard-packed soil and rip up asphalt.

- Mounted on the front of the loader
- Operate with loader in reverse
- Manual lock holds teeth in position for steady results
- Set the digging depth with adjustable depth skis

Approved machines: CTL SSL



SCRAPER

Eliminate packed-on or built-up materials.

- Easily break packed materials to leave a smooth surface
- Remove mud, snow, ice and even carpet and floor tiles
- Self-sharpening cutting edge easily peels beneath material for removal

Approved machines: CTL SSL TC
TL



SEEDER

Precisely place seed at the perfect depth and spacing.

- Covers over 2 acres per hour
- Ground-driven unit seeds directly into soil for better germination and precise coverage
- Front roller firms ground, presses small rocks beneath the surface and plants the seed into the seedbed
- Second roller gently forms soil around seed for optimum seed-to-soil contact

Approved machines: CT CTL SSL
TC



SILT FENCE INSTALLER

Place and secure silt fence at an astonishing rate.

- Covers thousands of feet per hour
- Optional side-shift helps you maneuver close to obstacles

Approved machines: CTL SSL



SAL = Small Articulated Loader SSL = Skid-Steer Loader TC = Toolcat Utility Work Machine TL = Telehandler UT = Utility Tractor UTV = Utility Vehicle

Scan the QR codes for specifications.



SNOW BLADE

Unrivaled speed for light and moderate snow removal.

- Optional end wing kit converts some models into a snow pusher
- Heavy-duty snow blade offers 5 degrees of oscillation left or right for cutting-edge maneuverability

Approved machines:

CT	CTL	CWL
MTL	SAL	SSL
TC	TL	UT



SNOW V-BLADE

Clear deep drifts of snow without leaving the cab.

- Scoop blade collects and holds snow for transportation
- V-blade quickly cuts initial pathways through deep, heavy or hard-packed snow
- Angle blade quickly and easily moves snow left or right
- Straight blade gives maximum width for piling snow and cleaning light snow cover

Approved machines:

AT	CTL	SAL
SSL	TC	TL



SNOW PUSHER

Achieve maximum snow removal speed and efficiency.

- Easily and efficiently clear big winter jobsites
- Cover larger areas without frequent stops
- Accomplish efficient snow removal on decorative or sensitive surfaces
- Moldboard flotation and oscillation keep snow pusher in contact with the ground while minimizing damage to property and equipment

Approved machines:

CTL	CWL	SSL
TC	TL	



Pictured: Heavy-Duty V-Blade



MID-DUTY STRAIGHT BLADE

Get cost-effective and productive plowing performance.

- Easy to install and remove
- Lighter-weight option that consumes minimal power and excels at light snow clearing
- Sway frame keeps the blade centered for easy maneuverability and great results
- Direct lift eliminates bouncing during travel

SNOW BLADES – UTILITY VEHICLE

HEAVY-DUTY V-BLADE

Handle a wide variety of snow removal needs with five adjustable configurations.

- In the straight-blade position, operators can clear a swath of snow 72 inches wide
- In the V position, operators can choose between a wide setting (66 inches) and a narrow setting (60 inches)
- Double-acting angle cylinders allow for easy, independent wing adjustment
- Direct lift eliminates bouncing during travel

HEAVY-DUTY STRAIGHT BLADE

Plow through deep drifts to clear snow from sidewalks, walkways, driveways and more.

- Easy to install and remove
- Hand-held controller easily raises, lowers and angles blade
- Direct lift eliminates bouncing during travel

Approved machines:

UTV



SNOW PUSHER PRO

Built for the efficiency of a commercial snow remover.

- This attachment is an angle snow blade and snow pusher all in one
- Available in 72-, 96-, 108- and 120-inch widths
- Optional 200-pound loader counterweight recommended with some models (sold separately)

Approved machines: CTL CWL SAL
SSL TC TL



SOD LAYER

Create smooth, green landscapes.

- Make quick and easy work of laying fresh, green sod
- Carry and lay a roll of sod up to 4 feet wide
- Front-mounted maneuverability offers effective performance even on smaller jobsites

Approved machines: CTL SSL TC



SOIL AND ASPHALT SPREADER

Spread soil, asphalt and other loose materials.

- Fill trenches, lay sub-base materials, and widen and repair roads or sidewalks
- Hydraulic side wings are easily adjusted for any spread path from 5 inches to 6 feet
- Adjustable blade leaves layer materials up to 4 inches above ground level
- Hydraulic offset can shift the material guide up to 6 feet to the operator's right

Approved machines: CTL SSL



SOIL CONDITIONER

Lay a good foundation for growth.

- Rocks and other debris are windrowed to the edge of the jobsite for easy cleanup and removal
- Replaceable carbide-tipped teeth offer maximum ground penetration
- Oscillating bolster on 72- and 84-inch models
- Front bolster offers better grade control and adjusts to create more room for transportation or storage
- Standard and high-flow models available

Approved machines: CTL MTL SAL SSL TC TL



	Manual 48 in.	Manual/Hydraulic 72 in.	High Flow 72 in.	Hydraulic 84 in.	High Flow 84 in.
Operating Weight	636 lb.	1110 lb.	1110 lb.	1268 lb.	1268 lb.
Overall Width	60.6 in.	86.2 in.	86.2 in.	98.2 in.	98.2 in.
Degree of Angle (Right or Left)	25°	25°	25°	25°	25°
Width (Fully Angled)	46 in.	65 in.	65 in.	76 in.	76 in.
Number of Teeth	81	121	121	141	141
Flow Range	10-18 gpm	13-37 gpm	25-37 gpm	18-37 gpm	30-37 gpm

SAL = Small Articulated Loader SSL = Skid-Steer Loader TC = Toolcat Utility Work Machine TL = Telehandler UT = Utility Tractor UTV = Utility Vehicle

Scan the QR codes for additional specifications and metric conversions.



SPREADER – LOADERS

No matter the season, the spreader has it covered.

- Maintain surfaces during winter, or spread seed and fertilizer during spring and summer
- HS8 spreader offers three material flow gates that spread 18-28 feet

Approved machines: CTL SSL TC



SPREADER, BOX

Use with your UTV or Toolcat utility work machine.

- Optimized for efficient and cost-effective use of salt
- Also compatible with sand and salt mix, bagged rock salt, bulk salt, and dry free-flowing sand
- Accessories automatically integrate with the hopper control with no additional wiring
- Accessories include: spill guards, vibrator, LED work light, LED strobe light and tarp kit

Approved machines: TC UTV



STRAIGHT BLADE

Power through dirt, gravel or snow.

- Ruggedly built hydraulic cutting blade and reversible cutting edge
- Equipped with patented dual-trip design for protection when striking hidden obstacles in any plow position
- Locking pin prevents folding back when dozing

Approved machines: AT



SWEEPER

Sweep, collect, and dump dirt and debris.

- Poly bristles sweep and deposit debris in the sweeper bucket
- Simply dump sweeper bucket when full; no need for multiple cleanup attachments
- Cut through materials with the replaceable and reversible bucket cutting edge
- Effectively operate in forward and reverse
- Carrier-mounted water kits and a self-contained, sweeper-mounted water kit available to aid in dust abatement

Approved machines: CTL MTL SAL SSL TC TL



	44 in.	54 in.	60 in.	72 in.	84 in.
Operating Weight	690 lb.	770 lb.	988 lb.	1104 lb.	1221 lb.
Overall Attachment Width	48.3 in.	58.3 in.	66.2 in.	78.2 in.	89.9 in.
Bucket Capacity	6.6 cu. ft.	8.2 cu. ft.	12 cu. ft.	14.4 cu. ft.	18.5 cu. ft.
Broom Diameter	24.0 in.	24.0 in.	26.0 in.	26.0 in.	26.0 in.
Broom RPM @ Hyd. Flow	185 @ 15 gpm	185 @ 15 gpm	215 @ 15 gpm	215 @ 15 gpm	215 @ 15 gpm
Flow Range	9.5-19 gpm	9.5-19 gpm	16-23 gpm	16-23 gpm	16-23 gpm



STUMP GRINDER

Easily turn tree stumps into mulch.

- Operates off the carrier's auxiliary hydraulics, eliminating the need for a second engine
- 90-degree angle mount offers increased visibility to the cutting area
- Rubber deflecting shields aid in wood chip retention
- Unique valve design reduces cutting wheel stalling while cutting

Approved machines: CTL MTL
SAL SSL TC



TILLER, 3-POINT – COMPACT TRACTOR

Easy and efficient soil preparation.

- Break ground, prepare soil for planting, amend soil or remove weeds between tree rows
- Forward or reverse rotation
- Adjustable skid shoes for various working depths up to 7 inches
- Available in 48-, 60- and 72-inch tilling widths

Approved machines: CT



TILLER – LOADERS

Tear through clumps and hardened materials.

- Bi-directional rotation allows top-cutting and under-cutting when operating in either direction
- Offset mounting enables tilling beside sidewalks, curbs and buildings, increasing jobsite capabilities
- Optional adjustable skid shoes deliver depth control at 2-, 4- or 6-inch depths
- Hardened, double-edge tines break through materials to loosen soil

Approved machines: CTL MTL SAL
SSL TC TL



TILT-TATCH ACCESSORY

Get more work out of your Bobcat attachments.

- Dig drainage ditches, cut a level path on a hillside and more
- Connects as an interface between carrier and non-hydraulic attachments
- Controlled directly from operator's seat

Approved machines: CTL SSL TC



TINE RAKE

Easily collects debris and levels soil.

- Can be angled or reversed
- High-carbon tines are individually replaceable for easy, low-cost maintenance
- Available in 60-, 72-, 84- and 96-inch widths

Approved machines: CT UT



TREE SPADE

Quickly and efficiently dig and transplant trees.

- Turn any loader into an efficient transplanting unit while cutting labor costs
- Adjustable legs allow digging in five different root-ball sizes with one tree spade
- Compact design offers operation in tight areas without damaging the landscape
- Open frame design provides excellent visibility to the base of the tree

Approved machines: CTL SSL



SAL = Small Articulated Loader SSL = Skid-Steer Loader TC = Toolcat Utility Work Machine TL = Telehandler UT = Utility Tractor UTV = Utility Vehicle

Scan the QR codes for additional specifications and metric conversions.



TRENCH COMPACTOR

Done digging? Finish the job.

- Compress the soil for a neatly packed trench
- Large wheel-type compactor compresses soil in the trench
- Vibratory shaker box offers optimum compaction in any soil type

Approved machines: CTL SSL



TRENCHER

Cut a trench fast – even in demanding conditions.

- Large-diameter auger moves material from the trench's side and limits soil from falling back in
- Grease cylinder for quick and easy chain tensioning
- Side-shift versatility allows you to dig close to jobsite obstacles

Approved machines: CTL MTL MX
SAL SSL TC



TRUSS BOOM

Extend your reach for lifting and placing trusses.

- Precise fingertip controls allow an operator to place trusses exactly where they are needed for accurate jobsite performance
- Lift and place trusses with the extended reach of the rugged 12-foot truss boom attachment

Approved machines: TL



TURBINE BLOWER

Turn up the horsepower for a quick cleanup.

- High-velocity airflow of 114 mph provides efficient and effective debris removal
- 360 degrees of adjustable discharge direction for precise airflow control and targeted debris placement

Approved machines: AT



UTILITY FORK

Handle bundled material, loose straw, manure and other hard-to-grab materials.

- Utility fork teeth are replaceable
- For added versatility, pair with the utility grapple

Approved machines: CT MTL SAL
TC UT



VIBRATORY PLOW

Work below the surface with minimal ground disturbance.

- Designed exclusively for MTL and SAL loaders
- Ideal for installing pipe and cable with minimal ground disturbance
- Achieve a knife-like slit that almost disappears as the machine drives over the cut
- Coultter wheel cuts sod ahead of the plow blade while the pressure foot holds down sod and protects surrounding areas

Approved machines: MTL SAL





VIBRATORY ROLLER

Achieve superior compacting action.

- Hard-pack the ground in forward and reverse
- Minimizes vibrations to reduce operator fatigue and achieve more comfortable working conditions
- Padded drum compacts heavy soil, clay and clay-based backfill
- Smooth drum compacts sand, pea rock, gravel and asphalt patching
- Free-drum oscillation keeps more of the drum in contact with uneven terrain

Approved machines: CTL MTL SSL TL



WATER KIT

Dust abatement for dirt and debris.

- High-capacity tank volume minimizes refilling
- Control water pump operation with a switch inside the carrier cab
- Complements the angle broom, sweeper, planer and vibratory roller attachments
- 14-gallon tank capacity

Approved machines: CTL SSL



WHEEL SAW

Deliver consistent, uniform cutting.

- Smoothly cut through asphalt, concrete, frozen ground, wire mesh and more
- Hydraulic depth adjustment gauge delivers a consistent, uniform cut depth
- Hydraulic side-shift shifts the attachment flush with any nearby object for a close cut

Approved machines: CTL SSL



ATTACHMENT EXTENDED WARRANTY

Available on most Bobcat attachments. See your dealer for details.



SAL = Small Articulated Loader SSL = Skid-Steer Loader TC = Toolcat Utility Work Machine TL = Telehandler UT = Utility Tractor UTV = Utility Vehicle

Scan the QR codes for specifications.



Certain specification(s) are based on engineering calculations and are not actual measurements. Specification(s) are provided for comparison purposes only and are subject to change without notice. Specification(s) for your individual Bobcat equipment will vary based on normal variations in design, manufacturing, operating conditions, and other factors.

Bobcat Company is a member of the Doosan Group. Doosan is a global leader in construction, grounds maintenance and material handling equipment, power and water solutions, and engineering that has proudly served customers and communities for more than a century. Bobcat®, the Bobcat logo and the colors of the Bobcat machine are registered trademarks of Bobcat Company in the United States and various other countries. ©2024 Bobcat Company. All rights reserved.

*Pictured: Eric Niemann
Rocky Mountain Stonecrete*

BC-2025 (11/24)
EP-100M-1124-15637-F