



# **SNOWPLOWS**

**UTVS & PICKUPS**

**LIGHT TRUCKS UP TO 8 TON**

**TRACTORS & LOADERS 1-5 TON**


**HIGH-QUALITY ROAD MAINTENANCE EQUIPMENT**

**MADE IN FINLAND**

# TABLE OF CONTENTS

SNOWSTRIKER™ SNOWPLOWS.....	3
SnowStriker™ 1450-1850 LS straight-blade plows .....	4
SnowStriker™ 1450-2600 straight-blade plows .....	5
Standard features .....	6
Optional features.....	7
SnowStriker™ 1450-2600 V-plows .....	8
Standard features .....	9
Optional features.....	10
SnowStriker™ 2600-3200 SMP/VMP plows .....	11
SnowStriker™ 18-26 SFP Flex plow .....	13
SnowStriker™ SFT Flex plows.....	15
Technical specifications.....	17-19

# SNOWSTRIKER™ SNOWPLOWS



**“In Finland we have snow for 6 months out of the year. We truly know snow removal technology!”**

# SNOWSTRIKER™ 1450-1850 LS STRAIGHT BLADE

## LIGHT WEIGHT ELECTRIC STRAIGHT BLADE FOR ELECTRIC VEHICLES & UTV

The SnowStriker™ 1450-1850 LS is a light-weight snowplow designed to fit light municipal vehicles with low front axle rating, for example electrical vehicles like GOUPIL, EVUM, Melex, Alke, Addax etc. The plow is available in 3 sizes: 1450, 1650 and 1850 mm.

The curved, powder-coated blade is made of high-strength steel, which in this case is the key to our durable but light plow. The cutting edge in two segments with trip springs provides the best snow plow protection on the market. The cutting edge is available in polyurethane or steel.



*SnowStriker™ 1450 LS Straight blade plow on GOUPIL*

## STANDARD FEATURES


- ✓ Cutting edge in two segments with trip springs protects the plow and vehicle when striking curbs or other obstacles. The trip springs on one side of the cutting edge will be compressed when hitting an obstacle, while the other cutting edge segment stays on the ground.
- ✓ Down-pressure function presses the plow down for a cleaner scrape
- ✓ High performance 12V power unit inside enclosed housing
- ✓ LED edge-markers
- ✓ Curved blade for optimal snow-rolling effect
- ✓ Hilltip Quick Hitch: Fast, easy plow attachment to car with all-in-one electrical plug
- ✓ Blade tilts and oscillates while plowing on uneven ground for a cleaner scrape
- ✓ Self-diagnostic in-cabin joystick



*Joystick*

## OPTIONAL FEATURES

- + Color-options: orange snowplow
- + HTrack™ 2-way online tracking system (only if used with IceStriker™ spreader/SprayStriker™ sprayer)
- + 24V plow control & motor system



*LED edge-markers*



# SNOWSTRIKER™ 1450-2600 STRAIGHT BLADE



## 1450-2600 STRAIGHT BLADE FOR PICKUPS, UTVS & TRACTORS



This is the first plow of its kind built in Europe - and built for European pickups, UTVs and tractors.

The Hilltip Quick Hitch mounts makes this easy on-and-off snowplow compatible with most pickups, SUVs and UTVs on the market.

The SnowStriker™ tractor plows are designed with a heavy duty box construction for hard winter conditions, and fits compact tractors and loaders with a total weight of 2,5 - 5 ton.

## PLOW DESIGN

The curved, powder-coated blade is made of high-strength steel, which in this case is the key to our durable but light plow. Two segmented cutting edge with trip springs protects the plow and vehicle from impact when hitting obstacles. The cutting edge is available in polyurethane or steel.



*Straight blade pickup plow*



*Straight blade UTV plow*



*Straight blade tractor plow*

# SNOWSTRIKER™ 1450-2600 STRAIGHT BLADE



Quick hitch - lift shoe handle to attach your plow to the vehicle



Joystick



Cutting edge with trip springs



6° tilt angle

STANDARD FEATURES	PICKUP	UTV	TRACTOR
Cutting edge in two segments with trip springs protects the plow and vehicle when striking curbs or other obstacles. The trip springs on one side of the cutting edge will be compressed when hitting an obstacle, while the other cutting edge segment stays on the ground.	✓	✓	✓
Adjustable attacking angle	✓	✓	✓
Down-pressure function presses the plow down for a cleaner scrape	✓	✓	
High performance 12V power unit inside enclosed housing	✓	✓	
Light tower with LED headlights	✓		
LED edge-markers	✓	✓	
Curved blade for optimal snow-rolling effect	✓	✓	✓
Hilltip Quick Hitch mounting system - fast and easy plow-attachment to car, with all-in-one electrical plug.	✓	✓	
Blade tilts and oscillates while plowing on uneven ground for a cleaner scrape (6°)	✓	✓	✓
Self-diagnostic in-cabin joystick	✓	✓	
Direct cylinder lift	✓	✓	
Double acting cylinders			✓



# SNOWSTRIKER™ 1450-2600 STRAIGHT BLADE



OPTIONAL FEATURES	PICKUP	UTV	TRACTOR
Color-options: orange snowplow	+	+	+
HTrack™ 2-way online tracking system (only if used with IceStriker™ spreader/ SprayStriker™ sprayer)	+	+	
Poly snow deflector will help keep the snow off your windshield	+	+	+
Electric valve			+
Pressure accumulator			+
LED edge-markers			+
Custom mountings			+
Various plow cutting edges	+	+	+
Plow shoe kit	+	+	+
Plow wheel kit	+	+	+
24V plow control & motor system	+		



Optional poly snow deflector



Straight blade in the optional color orange

# SNOWSTRIKER™ 1450-2600 V-PLOW



## 1450-2600 V-PLOW FOR PICKUPS, UTVS & TRACTORS



The SnowStriker™ V-plow for pickups and UTVs is the first plow of its kind built in Europe. The Hilltip Quick Hitch mount makes this easy on-and-off snowplow compatible with most pickups, SUVs and UTVs on the market.

The SnowStriker™ tractor V-plows are designed with a heavy duty box construction for hard winter conditions, and fits compact tractors and loaders with a total weight of 2,5-5 ton.

### PLOW DESIGN

The curved, powder-coated blade is made of high-strength steel, which in this case is the key to our durable but light plow. Two segmented cutting edge with trip springs protects the plow and vehicle from impact when hitting obstacles. The cutting edge is available in polyurethane or steel.



*Pickup V-plow*



*UTV V-plow*



*Tractor V-plow*



# SNOWSTRIKER™ 1450-2600 V-PLOW




Quick hitch - lift shoe handle to attach your plow to the vehicle.



Joystick



Cutting edge with trip springs



6° tilt angle

STANDARD FEATURES	PICKUP	UTV	TRACTOR
Cutting edge in two segments with trip springs protects the plow and vehicle when striking curbs or other obstacles. The trip springs on one side of the cutting edge will be compressed when hitting an obstacle, while the other cutting edge segment stays on the ground.	✓	✓	✓
Adjustable attacking angle	✓	✓	✓
Down-pressure function presses the plow down for a cleaner scrape	✓	✓	
High performance 12V power unit inside enclosed housing	✓	✓	
Light tower with LED headlights	✓		
LED edge-markers	✓	✓	
Curved blade for optimal snow-rolling effect	✓	✓	✓
Hilltip Quick Hitch mounting system - fast and easy plow-attachment to car, with all-in-one electrical plug.	✓	✓	
Blade tilts and oscillates while plowing on uneven ground for a cleaner scrape (6°)	✓	✓	✓
Self-diagnostic in-cabin joystick	✓	✓	
Direct cylinder lift	✓	✓	
Double acting cylinders			✓
Electrical valve kit 6/2 for individual wing control			✓


# SNOWSTRIKER™ 1450-2600 V-PLOW



OPTIONAL FEATURES	PICKUP	UTV	TRACTOR
Color-options: orange snowplow	+	+	+
HTrack™ 2-way online tracking system (only if used with IceStriker™ spreader/ SprayStriker™ sprayer)	+	+	
The optional poly deflector will help keep the snow off your windshield	+	+	+
Electric valve 12V/24V			+
Pressure accumulator			+
LED edge-markers			+
Custom mountings (3 point hitch, Multicar/multimobile plate etc.)			+
Various plow cutting edges	+	+	+
Plow shoe kit	+	+	+
Plow wheel kit	+	+	+
24V plow control & motor system	+		
Electrical valve kit 6/3 for individual and simultaneous wing control			+



3 point hitch for tractors



Optional poly snow deflector



# SNOWSTRIKER™ 2600-3200 STRAIGHT-BLADE & V-PLOW



## SNOWSTRIKER™ 2600-3200 SMP/VMP - HEAVY-DUTY PICKUP PLOWS

The **SnowStriker™ 2600-3000 SMP** and **2600-3200 VMP heavy-duty pickup plows** are built with high-strength steel for durability and performance. **Joystick control** is always included.

The customized hitch system fits a wide range of heavier American and European pickup trucks, ensuring effortless attachment and removal.

Two segmented cutting edge with trip springs protects the plow and vehicle from impact when hitting obstacles. The cutting edge is available in **steel or polyurethane with steel inlay**.



*SnowStriker 2600-3000 SMP in the optional color orange*



*SnowStriker™ VMP*



*SnowStriker 2600-3200 VMP in standard grey color*



# SNOWSTRIKER™ 2600-3200 STRAIGHT-BLADE & V-PLOW



LED edge-markers



Joystick



Light tower with LED headlights



Cutting edge with trip springs

## STANDARD FEATURES

- ✓ Down-pressure function presses the plow down for a cleaner scrape
- ✓ High performance 12V power unit inside enclosed housing
- ✓ Light tower with LED headlights
- ✓ LED edge-markers
- ✓ Curved blade for optimal snow-rolling effect
- ✓ Hilltip Quick Hitch: Fast, easy plow attachment to the pickup truck with all-in-one electrical plug
- ✓ Blade tilts and oscillates while plowing on uneven ground for a cleaner scrape (6°)
- ✓ Self-diagnostic in-cabin joystick

## OPTIONAL FEATURES

- + Color options: orange snowplow
- + HTrack™ 2-way online tracking system (available only when used with the IceStriker™ spreader or SprayStriker™ sprayer)
- + Optional poly deflector - Helps keep snow off your windshield
- + Plow shoe kit
- + Plow wheel kit
- + 24V plow control & motor system

# SNOWSTRIKER™ 18-26 SFP FLEX SNOWPLOW



## EXPANDABLE SNOWPLOW FOR PICKUPS, LIGHT TRUCKS AND SUVS

*SnowStriker™ 18-26 Flex plow in extended position*

Hilltip **SnowStriker™ 18-26 Flex plow** is excellent for clearing parking areas with its expandable wings, **adjustable from a compact 1850 mm to an expanded 2600 mm position.**

Equipped with an electrohydraulic powerpack, it efficiently controls the 3mm thick wing structure, ensuring effective snow removal.

The patented safety mechanisms increase the impact resistance of the plow when hitting obstacles. The end flaps can be manually folded to enable conventional plowing.



*SnowStriker™ 18-26 Flex plow in compact position*



*End guiding plate and LED edge-marker*



# SNOWSTRIKER™ 18-26 SFP FLEX SNOWPLOW



*The end flaps can be manually folded*



*Joystick*



*Expandable wings*



*6° tilt angle*

## STANDARD FEATURES

- ✓ Down-pressure function presses the plow down for a cleaner scrape
- ✓ High performance 12V power unit inside enclosed housing
- ✓ Light tower with LED headlights
- ✓ LED edge-markers
- ✓ Curved blade and Poly snow deflector will help keep the snow off your windshield
- ✓ Hilltip Quick Hitch: Fast, easy plow attachment to car with all-in-one electrical plug
- ✓ Blade tilts and oscillates while plowing on uneven ground for a cleaner scrape (6°)
- ✓ Self-diagnostic in-cabin joystick

## OPTIONAL FEATURES

- + Color-options: orange snowplow
- + HTrack™ 2-way online tracking system (only if used with IceStriker™ spreader/SprayStriker™ sprayer)
- + Various plow cutting edges
- + 24V Plow control & Motor system



# SNOWSTRIKER™ SFT FLEX SNOWPLOW



## EXPANDABLE SNOWPLOW FOR 1-4 TON TRACTORS AND LOADERS


The Hilltip **SnowStriker™ SFT Flex plow** is designed for tractors and loaders ranging from 1 to 4 tons, offering a highly versatile solution for winter maintenance. Whether you're clearing small driveways, yards, or larger parking areas, this plow adapts effortlessly to different environments with its **expandable wings**, ensuring efficiency and precision in every pass.

The **powder-coated blade** is made of **high-strength steel**, which in this case is the key to our durable but light plow.

The plow comes in three sizes, each with an expandable range:

- SnowStriker™ 13-21 SFT: 130 - 210 cm
- SnowStriker™ 15-25 SFT: 150 - 250 cm
- SnowStriker™ 18-29 SFT: 180 - 290 cm

The end flaps can be folded manually or hydraulically for conventional plowing.



*Expandable wings*



*SnowStriker™ 15-25 SFT Flex plow*

# SNOWSTRIKER™ SFT FLEX SNOWPLOW



*SnowStriker™ 15-25 SFT Flex plow*

## STANDARD FEATURES

- ✓ Blade tilts and oscillates while plowing on uneven ground for a cleaner scrape
- ✓ Double acting cylinders
- ✓ The end flaps can be folded manually for conventional plowing

## OPTIONAL FEATURES

- + Color-options: orange snowplow
- + LED edge-markers
- + Custom mountings
- + Electric valve 12V/24V
- + Various plow cutting edges
- + Hydraulic end flaps



*LED edge-markers, optional*



*Hydraulic end flaps, optional*

# SNOWSTRIKER™ TECHNICAL SPECIFICATIONS



## SNOWSTRIKER™ 1450-1850 LS

MODEL	1450 LS	1650 LS	1850 LS
Width	145 cm	165 cm	185 cm
Width (fully angled)	120 cm	140 cm	160 cm
Height	55 cm	55 cm	55 cm
Weight	105 kg	110 kg	115 kg



## SNOWSTRIKER™ 1650-2600 SP

MODEL	1650 SP	1850 SP	2100 SP	2250 SP	2400 SP	2600 SP
Width	165 cm	185 cm	210 cm	225 cm	240 cm	260 cm
Width (fully angled)	140 cm	160 cm	185 cm	200 cm	215 cm	235 cm
Height	55 cm	55 cm	55 cm	55 cm	55 cm	65 cm
Weight	128 kg	135 kg	140 kg	145 kg	160 kg	180 kg
Trip springs	4	6	6	6	8	8



## SNOWSTRIKER™ 1450-2600 SUTV

MODEL	1450 SUTV	1650 SUTV	1850 SUTV	2100 SUTV	2250 SUTV	2400 SUTV	2600 SUTV
Width	145 cm	165 cm	185 cm	210 cm	225 cm	240 cm	260 cm
Width (fully angled)	120 cm	140 cm	160 cm	185 cm	200 cm	215 cm	235 cm
Height	55 cm	55 cm	55 cm	55 cm	55 cm	55 cm	65 cm
Weight	115 kg	122 kg	129 kg	134kg	139 kg	154kg	174 kg
Trip springs	4	4	6	6	6	8	8



## SNOWSTRIKER™ 1450-2600 STR

MODEL	1450 STR	1650 STR	1850 STR	2100 STR	2250 STR	2400 STR	2600 STR
Width	145 cm	165 cm	185 cm	210 cm	225 cm	240 cm	260 cm
Width (fully angled)	120 cm	140 cm	160 cm	185 cm	200 cm	215 cm	235 cm
Height	55 cm	55 cm	55 cm	55 cm	55 cm	55 cm	65 cm
Weight	115 kg	125 kg	132 kg	137 kg	143 kg	157 kg	180 kg
Trip springs	4	4	6	6	6	8	8

Specifications and other details are subject to change without notice.



# SNOWSTRIKER™ TECHNICAL SPECIFICATIONS

## SNOWSTRIKER™ 2600-3000 SMP



MODEL	2600 SMP	2750 SMP	3000 SMP
Width	260 cm	275 cm	300 cm
Width (fully angled)	225 cm	240cm	260 cm
Height	75 cm	75 cm	75 cm
Weight	460 kg	475 kg	490 kg
Trip springs	6	6	6

## SNOWSTRIKER™ 18-26 SFP FLEX



MODEL	18-26 SFP
Width	180-260 cm
Width (fully angled)	157-222 cm
Height	51,5 cm
Weight	190 kg

## SNOWSTRIKER™ SFT FLEX



MODEL	13-21 SFT	15-25 SFT	18-29 SFT
Width	130-210 cm	150-250 cm	180-290 cm
Width (fully angled)	105-185 cm	125-225 cm	155-265 cm
Height	80 cm	80 cm	100 cm
Weight	310 kg	380 kg	490 kg
Vehicle	1-3 ton tractors/loaders	2-4 ton tractors/loaders	2,5-4 ton tractors/loaders

# SNOWSTRIKER™ TECHNICAL SPECIFICATIONS



## SNOWSTRIKER™ 1650-2600 VP

MODEL	1650 VP	1850 VP	2100 VP	2250 VP	2400 VP	2600 VP
Width	165 cm	185 cm	210 cm	225 cm	240 cm	260 cm
Width (fully angled)	145 cm	160 cm	185 cm	200 cm	215 cm	235 cm
Height	55-63 cm	55-65,5 cm	55-67 cm	55-68 cm	55-70 cm	65-80 cm
Weight	135 kg	142 kg	149 kg	155 kg	168 kg	185 kg
Trip springs	6	6	6	6	8	8



## SNOWSTRIKER™ 1450-2600 VUTV

MODEL	1450 VUTV	1650 VUTV	1850 VUTV	2100 VUTV	2250 VUTV	2400 VUTV	2600 VUTV
Width	145 cm	165 cm	185 cm	210 cm	225 cm	240 cm	260 cm
Width (fully angled)	120 cm	145 cm	160 cm	185 cm	200 cm	215 cm	235 cm
Height	55-61,5 cm	55-63 cm	55-65,5 cm	55-67 cm	55-68 cm	55-70 cm	65-80 cm
Weight	120 kg	132 kg	135 kg	142 kg	148 kg	158 kg	178 kg
Trip springs	4	6	6	6	6	8	8



## SNOWSTRIKER™ 1450-2600 VTR

MODEL	1450 VTR	1650 VTR	1850 VTR	2100 VTR	2250 VTR	2400 VTR	2600 VTR
Width	145 cm	165 cm	185 cm	210 cm	225 cm	240 cm	260 cm
Width (fully angled)	120 cm	145 cm	160 cm	185 cm	200 cm	215 cm	235 cm
Height	55-61,5 cm	55-63 cm	55-65,5 cm	55-67 cm	55-68 cm	55-70 cm	65-80 cm
Weight	120 kg	137 kg	140 kg	148 kg	155 kg	168 kg	188 kg
Trip springs	4	6	6	6	6	8	8



## SNOWSTRIKER™ 2600-3200 VMP

MODEL	2600 VMP	2900 VMP	3200 VMP
Width	260 cm	290 cm	320 cm
Width (fully angled)	225 cm	250 cm	275 cm
Height	80-100 cm	80-100 cm	80-100 cm
Weight	475 kg	495 kg	515 kg
Trip springs	6	6	6

Specifications and other details are subject to change without notice.

## SNOW AND ICE CONTROL EXPERTS

Hilltip is a leading European manufacturer of road maintenance equipment for pickups, UTVs, tractors and more.

The Finnish climate and many years of experience has made us experts in developing the most efficient and durable products for snow- and ice control. The combination of high quality materials and state of the art technology makes it hard to compete with Hilltip products.

Our products are designed, engineered and manufactured in our factory in Finland and distributed worldwide. Head office and production are located in Pietarsaari, Finland and our two subsidiaries, Hilltip Corp. in the US and Hilltip GmbH in Germany.



### **Oy Hilltip Ab**

Pukkisaarentie 6  
FIN-68600 Pietarsaari  
Finland

[www.hilltip.com](http://www.hilltip.com)  
[info@hilltip.com](mailto:info@hilltip.com)



Hilltip reserves the right under its product improvement policy to change construction or design details and furnish equipment when so altered without reference to illustrations or specifications used. Hilltip or the vehicle manufacturer may require or recommend optional equipment for snowplows. Do not exceed vehicle ratings with a snowplow. Hilltip products are manufactured under several US and foreign patents pending. Hilltip offers a limited warranty for all products. See separate document for warranty information. The following are registered (®) and unregistered (™) trademarks of Hilltip: IceStriker™, SprayStriker™, BrineMixx™, SnowStriker™, SweepAway™, Jet-it™, TowJet-it™, StrikeSmart™, TempStriker™, HTrack™, Hilltip®.