




ARMADA

ECO



ARMADA

Eco E-147



PASSENGER CAPACITY
4-7 PEOPLE

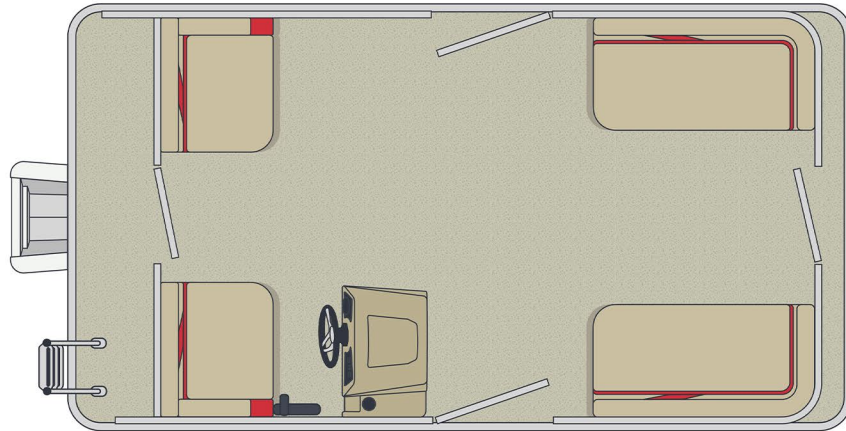


LOAD CAPACITY
1198-1570 LBS



MAX. POWER
30-50 HP

WWW.ARMADAMARINE.CA



EXAMPLE WITH CONSOLE OPTIONS, FRONT BENCHES, MOTOR BOX AND SHEET DOORS

FURNISHINGS

- 2 rear Classic benches with rotational plastic molding bases
- Optimal storage space under each module

POPULAR OPTIONS

- Electric motor
- 3/16" thick aluminum floor
- Luxury marine woven vinyl flooring
- Longitudinal LED light under the floor
- Bluetooth sound system
- Bimini top
- Full camper enclosure
- Mooring cover
- Fuel tank
- 2 front benches
- Console
- Engine box
- Sheet metal doors

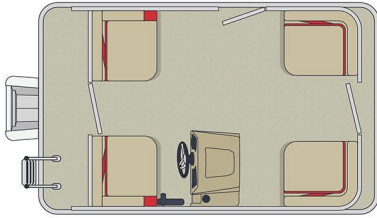
CONFIGURATION

STANDARD

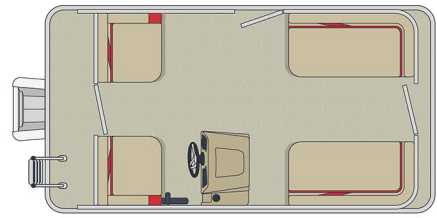
(WITH MOTOR BOX)



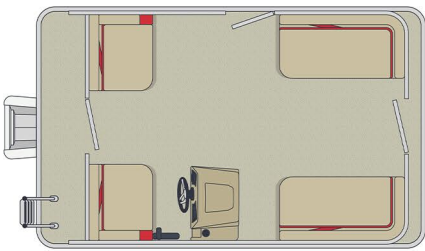
12' x 6'



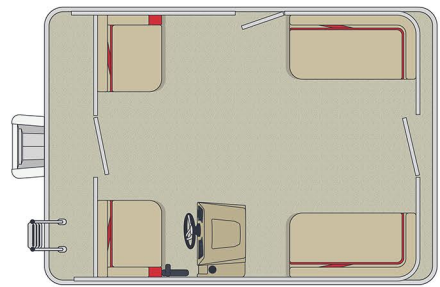
14' x 6'



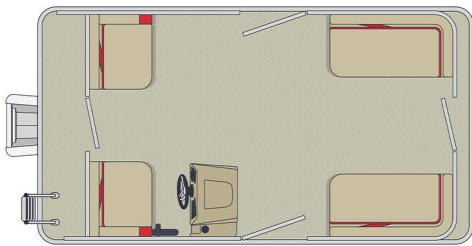
14' x 7'



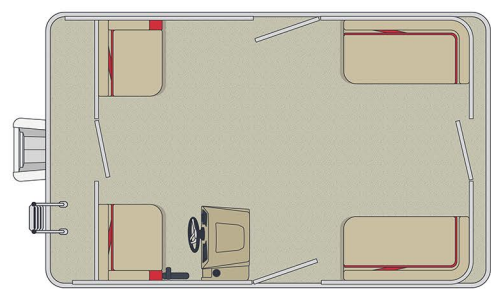
14' x 8'



16' x 7'




16' x 8'



ECO



ARMADA



WHITE OUTER SHEET

The furnishing colour schemes to match the white sheet metal of your Eco pontoon.

FURNISHINGS



BLACK OUTER SHEET

The furnishing colour schemes to match the black sheet metal of your Eco pontoon.

FURNISHINGS

