

UFORCE 500 LX HO


Performance and comfort	\$1,000
Safety	\$1,050
Accessories	\$2,335



ENGINE

TYPE	Single-Cylinder, 4-valve, SOHC
DISPLACEMENT	495 cc
BORE & STROKE	91 x 76.2 mm (3.58 x 3 in)
COMPRESSION	10.3 : 1
FUEL SUPPLY	BOSCH EFI SYSTEM
MAXIMUM TORQUE	34 FT/LB (46 N.m / 5800 rpm)
MAXIMUM POWER OUTPUT	37.5 HP / 6800 rpm (28 KW / 6800 rpm)
COOLING SYSTEM	Liquid
IGNITION	Electronic by BOSCH
STARTING	Electric
BATTERY	30 Amp



TRANSMISSION

TRANSMISSION	 FULL CV-TECH IBC variable - transmission L / H / N / R / P
DRIVE TRAIN	2 wheel / 4 wheel drive, electric locking differential

SIZE / WEIGHT

LENGTH X WIDTH X HEIGHT	2980 x 1465 x 1850 mm (117.32 x 57.68 x 72.83 in)
WHEELBASE	1830 mm (72.04 in)
TRACK FRONT / REAR	1190 / 1180 mm (46.85 / 42.51 in)
SEAT HEIGHT	445 mm (17.51 in)
GROUND CLEARANCE	260 mm (10.24 in)
FUEL TANK CAPACITY	26 L (6.86 gal)
DRY WEIGHT	570 kg (1256 lb)
TOWING CAPACITY	680 kg (1500 lb)

WHEELS

FRONT WHEELS	 At Aluminum Alloy (14 x 7 in)
REAR WHEELS	 At Aluminum Alloy (14 x 8 in)
FRONT WHEELS	AT 26 x 9-14 (ABUZZ CST, 6 ply rating)
REAR WHEELS	AT 26 x 11-14 (ABUZZ CST, 6 ply rating)










SUSPENSION / STEERING

FRONT SUSPENSION	Dual A-Arm, 180 mm (7.1 in) Travel
REAR SUSPENSION	Dual A-Arm, 170 mm (6.7 in) Travel
STEERING	Electronic Power Steering : Standard on LX model






BRAKES

FRONT BRAKES	Hydraulic / Vented disc brake
REAR BRAKES	Hydraulic / Vented disc brake

STANDARD EQUIPMENT






- Safety belts	- Stainless front bumper	
- Passenger hold bar	- Rigid side doors	
- Adjustable steering	- Stainless muffler	
- Storage under hood	- 3500 lbs winch with remote	
- Tilt cargo bin	- Hand brake	
- Adjustable driver seat	- Skid plate and A-arm protectors	
- Glove compartment	- Hitch receiver	
- Cup holders	- Extended fenders	
- ROPS Certification		
- Lateral mirrors		

STANDARD INSTRUMENTATION

- Numeric LCD dashboard	- 12V auxiliary plug	
- Trip meter (RPM indicator, Voltage indicator, KM/MPH odometer, Daily counter, Clock)	- Head light (55 Watt, low or high intensity)	
- Fuel level indicator	- Trailer connector	
- Temperature indicator	- Flashers	
- Oil pressure indicator	- Brake lights	
- Speed indicator	- Hazards	
	- Horn	

AVAILABLE COLORS

2016

TITANIUM GREY (PAINTED)		
ORANGE (PAINTED)		
BLUE (INJECTED)		

2017





TITANIUM GREY (PAINTED)		
ORANGE (PAINTED)		

Photo for illustrative purposes only. Subject to change without notice. Details in store.