



UFORCE 800EPS LX

5 year LIMITED WARRANTY


CESA
PROTECTION PLAN



ENGINE

TYPE	V-Twin cylinders, 4 stroke, 8 valves
DISPLACEMENT	800 cc
BORE & STROKE	91 x 61.5 mm (3.58 x 2.42 in)
COMPRESSION	10.3 : 1
ENGINE BRAKE	Standard
FUEL SUPPLY	Electronic DELPHI injection
MAXIMUM TORQUE	72 N.m / 6000 rpm
MAXIMUM POWER OUTPUT	46 KW / 6700 rpm (62.6 HP / 6700 rpm)
COOLING SYSTEM	Liquid
IGNITION	DELPHI ECU
STARTING	Electric
BATTERY	30 Amp



TRANSMISSION

TRANSMISSION	 CV-TECH IBC variable L / H / N / R / P (lock shift system)
PROPULSION	2 wheel / 4 wheel drive, electric locking differential

SIZE / WEIGHT

LENGTH X WIDTH X HEIGHT	2980 x 1465 x 1850 mm (117.32 x 57.68 x 72.83 in)
WHEELBASE	1830 mm (72.04 in)
TRACK FRONT / REAR	1190 / 1080 mm (46.85 / 42.5 in)
SEAT HEIGHT	445 mm (17.51 in)
GROUND CLEARANCE	300 mm (12 in)
FUEL TANK CAPACITY	26 L (6.86 gal)
DRY WEIGHT	556 kg (1225.75 lb)
TOWING CAPACITY	680 kg (1500 lb)
REAR BOX CAPACITY	453 kg (1000 lb)

WHEELS

FRONT WHEELS	 Aluminum BLACK rims (14 x 7 in)
REAR WHEELS	 Aluminum BLACK rims (14 x 8 in)
FRONT WHEELS	AT 26 x 9-14 (ABUZZ CST, 6 ply rating)
REAR WHEELS	AT 26 x 11-14 (ABUZZ CST, 6 ply rating)

SUSPENSION / STEERING

FRONT SUSPENSION	Double wishbone independent suspension Hydraulic shock absorber with 5 height adjustment
FRONT SUSPENSION TRAVEL	Dual A-Arm, 180 mm (7.1 in) Travel
REAR SUSPENSION	Double wishbone independent suspension Hydraulic shock absorber with 5 height adjustment
REAR SUSPENSION TRAVEL	Dual A-Arm, 170 mm (6.7 in) Travel
STEERING	Electronic Power Steering : Standard on LX model

BRAKES

FRONT BRAKES	Hydraulic disc brake
REAR BRAKES	Hydraulic disc brake

STANDARD EQUIPMENT

- Safety belts	- Lateral mirrors
- Passenger hold bar	- Stainless front bumper
- Adjustable steering	- Rigid side doors
- Storage under hood	- Stainless muffler
- Tilt cargo bin	- 3500 lbs winch with remote
- Adjustable driver seat	- Hand brake
- Glove compartment	- Skid plate and
- Cup holders	- A-arm protectors
- ROPS Certification	- Rear 2" receiver
	- Extended fender

STANDARD INSTRUMENTATION

- LCD dashboard	- 12V auxiliary plug
- Trip meter (RPM indicator, Voltage indicator, KM/MPH odometer, Daily counter, Clock, Adjustable dashboard light)	- Head light LED (55 Watt, low or high intensity)
- Fuel level indicator	- Flashers
- Temperature indicator	- Horn
- Oil level indicator	- Hazards
- Speed indicator	- Brake lights

AVAILABLE COLORS

2016

ORANGE (PAINTED)	 
TITANIUM GREY (PAINTED)	 
BLUE (INJECTED)	

2017

ORANGE (PAINTED)	 
TITANIUM GREY (PAINTED)	 
BLUE (PAINTED)	 

Photo for illustrative purposes only. Subject to change without notice. Details in store.