

# 2016 ZFORCE 500 LX HO




**5 AVAILABLE**  
**year** EXTENDED  
**WARRANTY**  
**1 YEAR**  
FULL WARRANTY

## ENGINE

TYPE	Single-cylinder, 4 valves, SOHC
DISPLACEMENT	495 cc
BORE & STROKE	91 x 76.2 mm (3.58 x 3 in)
COMPRESSION	10.3 : 1
FUEL SUPPLY	BOSCH EFI SYSTEM
MAXIMUM TORQUE	34 FT/LB (46 N.m / 5800 rpm)
MAXIMUM POWER OUTPUT	37.5 HP / 6800 rpm (28 KW / 6800 rpm)
COOLING SYSTEM	Liquid
IGNITION	Electronic by BOSCH
STARTING	Electric
BATTERY	30 Amp

## TRANSMISSION

TRANSMISSION	 <b>FULL CV-TECH IBC</b> <b>variable - transmission L / H / N / R / P</b>
DRIVE TRAIN	2 wheel / 4 wheel drive, electric locking differential

## SIZE / WEIGHT



LENGTH X WIDTH X HEIGHT	2870 x 1235 x 1790 mm (113 x 50 x 70,47 in)
WHEELBASE	2040 mm (80.3 in)
TRACK FRONT / REAR	1280 / 1230 mm (50.4 / 48.4 in)
SEAT HEIGHT	395 mm (15.6 in)
GROUND CLEARANCE	247 mm (9.72 in)
FUEL TANK CAPACITY	27 L (7.1 gal)
DRY WEIGHT	500 kg (1100 lb)
TOWING CAPACITY	680 kg (1500 lb)
REAR BOX CAPACITY	136 kg (300 lb)

**PLUS VALUE**

**OVER \$5,450  
OF EXTRA FEATURES**

Performance and comfort	\$2,300
Safety	\$1,050
Accessories	\$2,100

## WHEELS

FRONT WHEELS	 <b>At Aluminum Alloy (14 x 6 in)</b>
REAR WHEELS	 <b>At Aluminum Alloy (14 x 7.5 in)</b>
FRONT WHEELS	AT 26 x 9-14 (ABUZZ CST 6 ply rating)
REAR WHEELS	AT 26 x 11-14 (ABUZZ CST 6 ply rating)

## SUSPENSION / STEERING

FRONT SUSPENSION	Dual A-Arm, 10 in (25.4 cm) Travel
REAR SUSPENSION	Dual A-Arm, 10 in (25.4 cm) Travel
STEERING	Electronic Power Steering (EPS)

## BRAKES

FRONT BRAKES	Hydraulic / Vented disc brake
REAR BRAKES	Hydraulic / Vented disc brake

## STANDARD EQUIPMENT

- Passenger hold bar
- Side doors (Net type)
- Adjustable steering
- Cargo bin (Fix type)
- Storage under hood
- Glove compartment
- Cup holders
- 2 colors seat
- **ROPS Certification**
- **Hand brake**
- **Lateral mirrors**
- **Net for cargo box**
- **Hitch receiver**
- **Painted rear /front bumper**
- **Stainless muffler**
- **Safety belts (4 points)**
- **Skid plate and A-arm protectors**
- **3000 lb winch with remote control**



## STANDARD INSTRUMENTATION

- Numeric LCD dashboard
- Trip meter (RPM indicator, Voltage indicator, KM/MPH odometer, Daily counter, Clock)
- Fuel level indicator
- Temperature indicator
- Oil Pressure indicator
- Speed indicator
- 12V auxiliary plug
- Head light (55 Watt, low or high intensity)
- Trailer connector
- **Flashers**
- **LED Brake lights**
- **Hazards**
- **Horn**



## AVAILABLE COLORS

RED (INJECTED)



BLACK (INJECTED)



Photo for illustrative purposes only. Subject to change without notice. Details in store.