

# 1625 Rebel XL

50 HP 4-Stroke **\$15,395\*** USD

60 HP 4-Stroke **\$15,695\*** USD

National Advertised Pricing – 1625 Rebel XL SS

Includes Boat/Motor/Trailer/Electronics

\*Does not include Freight or PDI



1625 Rebel XL SS

## Rules are made to be broken.

Never before has there been a boat series that offers the superior fishability of a Lund while treading lightly on your wallet. The Rebel Series provides a wide bow casting platform and plenty of storage compartments for ultimate convenience. Pair that with the engineering quality of a Lund and, well, you've got a boat that defies standard conventions—a rebel on the water.



### FEATURES




Rebel XL console



Bow storage



Bow livewell



Standard seating



Bow cushions (optional)

### COLOR OPTIONS

Freeboard/Bottom



Rebel Red



Black



Arctic White

Flooring



Gray Carpet /Gray Vinyl

**Note:** Vinyl options are main floor and bow casting platform.

**Lund Boat Company**  
318 West Gilman Street  
P.O. Box 248  
New York Mills, MN 56567  
lundboats.com

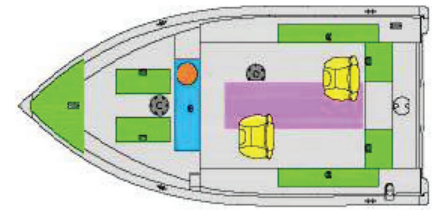
**Lund Boats Canada, Inc.**  
98 PTH 52 West  
Steinbach, MB  
R5G 1A8

All boats meet or exceed United States Coast Guard and Canadian regulations and the National Marine Manufacturers Association Certification Standards to ensure that your boat exceeds critical safety and construction requirements.



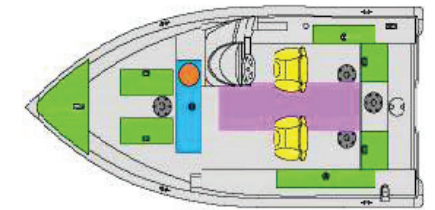
# 1625 Rebel XL

Standard Equipment	1625 XL	1625 XL SS	1625 XL Sport
<b>Seats/Pedestals</b>			
Standard Seats	2	2	2
Solid - Fixed Pedestals	1	1	1
Solid - Unilock Pedestal	1	1	1
Seat Bases	4	6	6
<b>Fuel Tank</b>			
19 Gallon Fuel Tank	x	x	x
<b>Flooring</b>			
Gray Vinyl Main Floor	x	x	x
<b>Livewell Systems</b>			
Bait Station (1) Drop-In	x	x	x
Aerated Livewell (50" Long/ 20 Gallon)	x	x	x
<b>Electronics Package</b>			
Humminbird PiranhaMax 160	x	x	x
Aft Trolling Motor (12v. Motor Guide Varimax 55)	x	Opt	Opt
Bow Trolling Motor (12v. Motor Guide FW46 FB50")	Opt	x	x
<b>Consoles/Instrumentation/Lighting</b>			
Interior Lighting	x	x	x
Custom Console w/Windshield	N/A	x	N/A
Full Lighted Instrumentation	x	x	x
Custom Dual Consoles w/Walkthru Windshield	N/A	N/A	x
Navigational Lighting	x	x	x
Plug-In Wire Harness	x	x	x
Main Power Tiller Handle	x	N/A	N/A
No-Feedback Steering	N/A	x	x
<b>Storage</b>			
Battery Storage Compartments	x	x	x
Rod Storage (7' 0")	x	x	x
Storage Compartments	x	x	x
<b>Other Exterior Features</b>			
Aluminum Corner Castings	x	x	x
Bow & Stern Eyes	x	x	x
Integrated Power Strake (IPS) Hull	x	x	x
Level Flotation Compliance	x	x	x
Chrome Cleats (4)	x	x	x
Twin Plated Bottom (Bow to Amidship)	x	x	x
<b>Other Interior Features</b>			
Battery Holders (2)	x	x	x
Bilge Pump (1 Manual)	x	x	x
Bow Casting Platform	x	x	x
Bow Deck Mounting Pad	x	x	x
Dual Trak Gunwale	x	x	x
Self-Draining Splash Pan	x	x	x
23-1/2" Cockpit Depth	x	x	x
Aft. Casting Platform	N/A	x	x
Treated Marine Grade Plywood - Bow to Stern	x	x	x



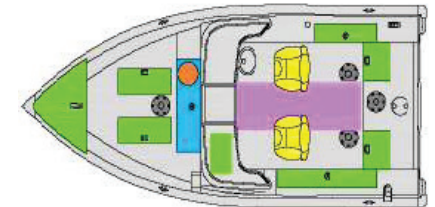
**1625 Rebel XL**

**Min/Max HP** 40/ 60 HP  
**Transom Height** 20"  
**Length** 16'3"  
**Beam** 84"  
**Approx. Weight** 775 lbs



**1625 Rebel XL SS**

**Min/Max HP** 40/ 75 HP  
**Transom Height** 20"  
**Length** 16'3"  
**Beam** 84"  
**Approx. Weight** 820 lbs



**1625 Rebel XL Sport**

**Min/Max HP** 50/ 75 HP  
**Transom Height** 20"  
**Length** 16'3"  
**Beam** 84"  
**Approx. Weight** 890 lbs



x = Standard Feature    N/A = Not Applicable    Opt = Optional

# 1625 Rebel XL

TRAILER	
<b>Shoreland'r Trailer Standard Features</b>	E-Coat Painted Wheels w/Bias Ply Tires
Painted Bunk	<b>Optional</b>
(2)2x4 Bunks	Spare Tire
Black Painted Frame	Brakes
Tongue Jack	Load Guides
Incandescent Lights	Roller
Swing Tongue	Galvanized Bunk or Roller