

1725 Pro Guide



For fishermen who like to take total control.

The Pro Guide's squared off transom allows for optimum back-trolling and impeccable control. Rough waters are championed by this boat. We've designed this series with one word in mind – BIG. There's nothing this boat lacks, from its livewell, to its deck space, to its fishability. Ultimate control, ultimate space, ultimate fishing.

LUND
THE ULTIMATE FISHING EXPERIENCE

FEATURES



Rod locker



Electronics command center



Big Tiller handle (optional)



1725 Pro Guide

Min/Max HP	50/75
Transom Height	20"
Length	17' 4"
Beam	92"
Approx. Weight	1120 lbs

Lund Boat Company
318 West Gilman Street
P.O. Box 248
New York Mills, MN 56567
lundboats.com

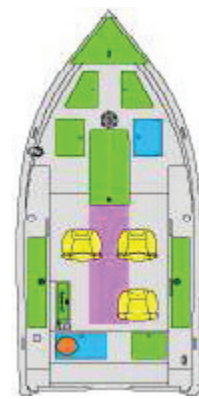
Lund Boats Canada, Inc.
98 PTH 52 West
Steinbach, MB
R5G 1A8

All boats meet or exceed United States Coast Guard and Canadian regulations and the National Marine Manufacturers Association Certification Standards to ensure that your boat exceeds critical safety and construction requirements.









1725 Pro Guide

Standard Equipment	1725 Pro Guide
Seats/Pedestals	
Standard Seats	3
Solid - Fixed Pedestals	2
Solid - Unilock Pedestal	1
Seat Bases	4
Fuel Tank	
Gallon Fuel Tank	27 Gallon
Flooring	
Marine Grade Carpet	x
Livewell Systems	
Bait Station (1) Drop-In	x
Aerated Livewell w/Autotimer	
Aft. Livewell (40" Long / 18 Gallon)	x
Bow Livewell (28" Long / 12 Gallon)	x
Bow Livewell (59" Long / 28 Gallon)	N/A
Consoles/Instrumentation/Lighting	
12V. Power Receptacle	x
Automotive Style Fuse Panel	N/A
Electronics Command Center	x
Full Lighted Instrumentation	x
Horn	x
Interior and Livewell Lighting	x
Navigational Lighting	x
Plug-In Wire Harness	x
Main Power Tiller Handle	x
Storage	
Battery Storage Compartments	x
Lockable Center Bow Rod Storage w/Tubes	(5) 7'-0" (5) 6'-6"
Lockable Side Rod Storage	x
Lockable Storage	x
Storage Compartments	x
Bow Cargo Nets	N/A
Other Exterior Features	
Aluminum Corner Castings	x
Bow & Stern Eyes	x
Integrated Power Strake 2 (IPS2) Hull	x
Level Flotation Compliance	x
Stainless Steel Retractable Cleats	4
Transhield Cover	x
Twin Plated Bottom (Bow to Amidship)	x
Other Interior Features	
Battery Holders (3)	x
Treated Marine Grade Plywood - Bow to Stern	x
Bilge Pump (1 pump Manual/Auto)	x
Bow Casting Platform	x
Bow Deck Mounting Pad	x
Drink Holders	x
Dual Trak Gunwale	x
Grab Handles	3
Self-Draining Splash Pan	x
SportTrak Accessory Brackets (2)	x
Cockpit Depth	20"



1725 Pro Guide

	Storage		Seats
	Fuel Tank		Baitwell
	Livewell		Seat Bases

COLOR OPTIONS

Freeboard with Vapor Mist Bottom



Wildfire Red



Cobalt Blue



Arctic White



Black

Flooring



Gray Carpet /Gray Vinyl

Note: Vinyl options are main floor and bow casting platform.

TRAILER

Shoreland'r Trailer Standard Features

(4)2x6 Bunks

Black Painted Frame

Tongue Jack

LED Lights

Retractable Tie Downs

Swing Tongue

E-Coat Painted Wheels with Radial Tires

Painted Bunk

Optional

Spare Tire

Brakes

Load Guides

Roller

Galvanized Bunk or Roller

x = Standard Feature N/A = Not Applicable

Opt = Optional