

# 1775 Impact



1775 Impact Sport

## The only thing this boat won't Impact is your checkbook.

Our new addition to the Lund lineup is sure to make a positive impact on your fishing experience. Constructed with aft and bow livewells and casting platforms the **Impact** allows for premium fishability. Equipped to handle all your rods with center rod storage and dual side rod lockers. Combining maximum fishability, ample storage and comfort with extreme affordability, we're positive this boat will have an Impact on you.

**LUND**  
THE ULTIMATE FISHING EXPERIENCE



1775 Impact SS



1775 Impact SS



1775 Impact Sport

**Min/Max HP** 75 / 125 HP  
**Transom Height** 20" / 25"  
**Length** 17'9"  
**Beam** 94"  
**Approx. Weight** 1170 lbs


## FEATURES



Lockable in-deck rod locker



Convertible aft seating / casting platform (optional)



Ample bow storage



1775 Impact Sport

**Min/Max HP** 75 / 125 HP  
**Transom Height** 20" / 25"  
**Length** 17'9"  
**Beam** 94"  
**Approx. Weight** 1220 lbs

**Lund Boat Company**  
318 West Gilman Street  
P.O. Box 248  
New York Mills, MN 56567  
lundboats.com

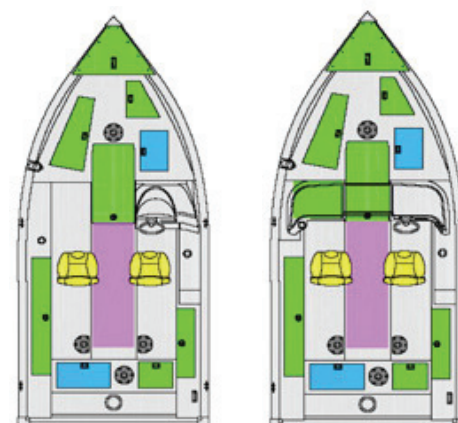
**Lund Boats Canada, Inc.**  
98 PTH 52 West  
Steinbach, MB  
R5G 1A8

All boats meet or exceed United States Coast Guard and Canadian regulations and the National Marine Manufacturers Association Certification Standards to ensure that your boat exceeds critical safety and construction requirements.




# 1775 Impact

Standard Equipment	1775 SS	1775 Sport
<b>Seats / Pedestals</b>		
Standard seats	2	2
Seat bases	6	6
<b>Fuel Tank</b>		
Gallon fuel tank	27 gallon	27 gallon
<b>Aerated Livewell with Auto Timer</b>		
Aft. livewell (40" long / 18 gallon)	x	x
Bow livewell (28" long / 12 gallon)	x	x
<b>Consoles / Instrumentation / Lighting</b>		
Custom console with windshield	x	n/a
Custom dual consoles with walkthrough windshield	n/a	x
Full lighted instrumentation	x	x
Horn	x	x
Interior and livewell lighting	x	x
Navigational lighting	x	x
No feedback steering	x	x
Plug-in wire harness	x	x
<b>Storage</b>		
Battery storage compartments	x	x
Lockable center bow rod storage with tubes	(5) 7'-0" (5) 6'-6"	(5) 7'-0" (5) 6'-6"
Port side lockable rod storage	(8' 0")	(8' 0")
Starboard rod storage	(8' 0")	(8' 0")
<b>Other Exterior Features</b>		
Cast aluminium corners	x	x
Level flotation compliance	x	x
Polished cleats	4	4
Twin plated bottom ( <i>bow to amidship</i> )	x	x
<b>Other Interior Features</b>		
Aft. Casting platform	x	x
Battery holders (3)	x	x
Bilge pump (1 pump manual)	x	x
Bow casting platform	x	x
Bow deck mounting pad	x	x
Drink holders	x	x
SportTrak / ProTrak gunwale	x	x
Self-draining splash pan	x	x
Marine-grade treated plywood ( <i>bow to stern</i> )	x	x
Cockpit depth	22-1/4"	22-1/4"
<b>Popular Options</b>		
Crappie option ( <i>includes bow multi-base and bow bait station</i> )		
Cargo net ( <i>bow and under console</i> )		
Aft convertible seating / casting platform		
On board charger ( <i>2 or 3 bank</i> )		
Cockpit cover		



1775 SS

1775 Sport




## COLOR OPTIONS

### Freeboard with Vapor Mist Bottom



Wildfire Red Cobalt Blue Arctic White Black

### Flooring



Gray Carpet / Gray Vinyl

**Note:** Vinyl options are main floor and bow casting platform.

## TRAILER

### Shoreland'r Trailer Standard Features

- (4) 2X6 bunks
- Black painted frame
- Tongue jack
- Led lights
- Retractable tie downs
- Swing tongue
- E-coat painted wheels with radial tires
- Painted bunk