

# 1825 Rebel XL



1825 Rebel XL Sport

## Rules are made to be broken.


Never before has there been a boat series that offers the superior fishability of a Lund while treading lightly on your wallet. The Rebel Series provides a wide bow casting platform and plenty of storage compartments for ultimate convenience. Pair that with the engineering quality of a Lund and, well, you've got a boat that defies standard conventions—a rebel on the water.



### FEATURES



Rebel XL console



Bow storage




Bow livewell



Onboard fuel fill




Bow cushions (optional)



Standard seating

### COLOR OPTIONS

Freeboard with Painted Bottom



Rebel Red



Black



Arctic White

Flooring



Gray Vinyl

**Note:** Vinyl options are main floor and bow casting platform.

**Lund Boat Company**  
318 West Gilman Street  
P.O. Box 248  
New York Mills, MN 56567  
lundboats.com

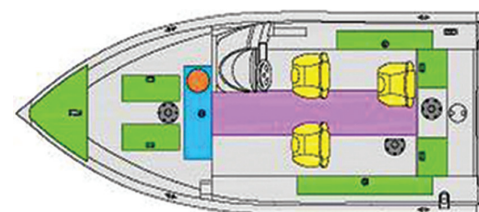
**Lund Boats Canada, Inc.**  
98 PTH 52 West  
Steinbach, MB  
R5G 1A8

All boats meet or exceed United States Coast Guard and Canadian regulations and the National Marine Manufacturers Association Certification Standards to ensure that your boat exceeds critical safety and construction requirements.



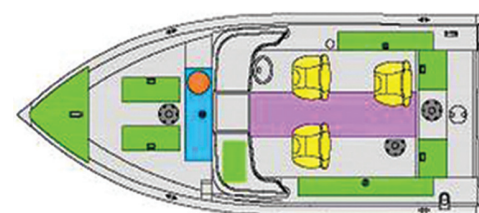
# 1825 Rebel XL

Standard Equipment	1825 XL SS	1825 XL Sport
<b>Seats/Pedestals</b>		
Standard Seats	3	3
Solid - Fixed Pedestals	1	1
Solid - Unilock Pedestal	2	2
Seat Bases	6	6
<b>Fuel Tank</b>		
19 Gallon Fuel Tank	x	x
<b>Flooring</b>		
Grey Vinyl Main Floor	x	x
<b>Livewell Systems</b>		
Bait Station (1) Drop-In	x	x
Aerated Livewell (50" Long/ 20 Gallon)	x	x
<b>Consoles / Instrumentation / Lighting</b>		
Interior Lighting	x	x
Custom Console w/Windshield	x	N/A
Full Lighted Instrumentation	x	x
Custom Dual Consoles w/Walkthru Windshield	N/A	x
Navigational Lighting	x	x
Plug-In Wire Harness	x	x
Main Power Tiller Handle	N/A	N/A
No-Feedback Steering	x	x
<b>Storage</b>		
Rod Storage (8')	x	x
Storage Compartments	x	x
Battery Storage Compartments	x	x
<b>Other Exterior Features</b>		
Aluminum Corner Castings	x	x
Bow and Stern Eyes	x	x
Integrated Power Strake (IPS) Hull	x	x
Level Flotation Compliance	x	x
Chrome Cleats (4)	x	x
Twin Plated Bottom (Bow to Amidship)	x	x
<b>Other Interior Features</b>		
Battery Holders (2)	x	x
Bilge Pump (1 Manual)	x	x
Bow Casting Platform	x	x
Bow Deck Mounting Pad	x	x
Dual Trak Gunwale	x	x
Self-Draining Splash Pan	x	x
23-1/2" Cockpit Depth	x	x
Aft. Casting Platform	x	x
Treated Marine Grade Plywood-Bow to Stern	x	x



**1825 Rebel XL SS**

**Min/Max HP** 75 / 125 HP  
**Transom Height** 20"  
**Length** 18'3"  
**Beam** 85"  
**Approx. Weight** 895 lbs



**1825 Rebel XL Sport**

**Min/Max HP** 75 / 125 HP  
**Transom Height** 20"  
**Length** 18'3"  
**Beam** 85"  
**Approx. Weight** 965 lbs



x = Standard Feature    N/A = Not Applicable  
 Opt = Optional

## TRAILER

### Shoreland'r Trailer Standard Features

Painted Bunk	Swing Tongue
(2)2x4 Bunks	E-Coat Painted Wheels with Bias Ply Tires
Black Painted Frame	<b>Optional</b>
Tongue Jack	Spare Tire
Incandescent Lights	Brakes
	Load Guides