

# 1975 Pro-V



1975 Pro-V IFS/SE

## We couldn't call this boat anything less than Pro.

The Pro-V provides everything a fisherman needs in a boat and then some. The recessed boat deck creates a more productive fishing experience. Our livewell management system gives you greater visibility and control over your catch. The Pro-V combines the ultimate in Lund design with almost every feature imaginable, making our competitors amateur in comparison. That's why we call it a Pro.

**LUND**  
THE ULTIMATE FISHING EXPERIENCE


### FEATURES



Pro-V console



Bow baitwell (optional)



Rod storage



Livewell gauges



Bow storage




Lockable drawer storage

### COLOR OPTIONS


Freeboard with Vapor Mist Bottom



Majestic Red



Cobalt Blue



Arctic White



Black



Monochromatic  
Black




Monochromatic  
Majestic Red



Monochromatic  
Vapor Mist

Flooring



Gray Carpet  
Gray Vinyl

**Note:** Vinyl options are main floor and bow casting platform.

**Lund Boat Company**  
318 West Gilman Street  
P.O. Box 248  
New York Mills, MN 56567  
lundboats.com

**Lund Boats Canada, Inc.**  
98 PTH 52 West  
Steinbach, MB  
R5G 1A8

All boats meet or exceed United States Coast Guard and Canadian regulations and the National Marine Manufacturers Association Certification Standards to ensure that your boat exceeds critical safety and construction requirements.



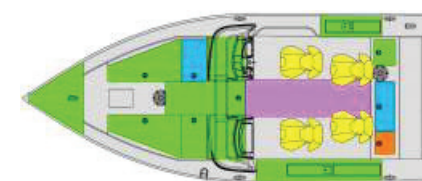
# 1975 Pro-V

Standard Equipment	1975 Pro-V SE	1975 Pro-V IFS/SE
<b>Seats/Pedestals</b>		
Pro Ride Seats	4	4
Air Ride - Power Pedestals	3	2
Air Ride - Unilock Pedestal	1	2
Seat Bases	6	6
<b>Fuel Tank</b>		
Gallon Fuel Tank	51 Gallon	51 Gallon
<b>Flooring</b>		
Marine Grade Carpet	x	x
<b>Livewell Systems</b>		
Drop-In Bait Station - aft livewell	x	x
Bow On Deck Bait Station	Opt	Opt
<b>Pro Long Livewell Systems</b>		
Front Livewell (22" Long / 10 Gallons)	x	x
Rear Livewell (50" Long/ 27-1/2 Gallons)	x	x
<b>Consoles / Instrumentation / Lighting</b>		
Dual Pro-Control Consoles w/Walkthrough Windshield	N/A	x
Custom Console & Dash w/Windshield	x	N/A
Livewell Water Temperature Gauge (aft livewell)	x	x
Livewell Water Level Gauge (aft livewell)	x	x
Hydraulic Tilt Steering	x	x
AM/FM Sony CD Stereo (2 Speakers)	x	x
Full Lighted Instrumentation	x	x
Automotive Style Fuse Panel	x	x
12V. Power Receptacle	x	x
Recessed Controls	x	x
Trinket Tray	x	x
Horn	x	x
Bow Panel with Trim Switch	x	x
Battery Condition Indicator	x	x
Interior Lighting - Individual Touch On/Off	x	x
Livewell Lighting	x	x
Navigational Lighting	x	x
Plug-In Wire Harness	x	x
Bow & Aft Trolling Motor Plugs (12/24/36V.)	x	x
<b>Storage</b>		
Battery Storage Compartments	x	x
Bow Cargo Net Storage	x	x
Dry Storage Compartments	x	x
Under-console trinket storage	Stbd	Stbd & Port
Lockable Bow Rod Storage	x	x
Lockable Bow Rod Storage (15 tubes)	N/A	N/A
In-Deck Lockable Rod Storage*	x	x
In-Deck Bumper Storage *	x	x
Lockable Drawer Storage*	x	x



**1975 Pro-V SE**

**Min/Max HP** 135/ 225  
**Transom Height** 25"  
**Length** 19' 8"  
**Beam** 97"  
**Approx. Weight** 1730 lbs



**1975 Pro-V IFS/SE**

**Min/Max HP** 135/ 225  
**Transom Height** 25"  
**Length** 19' 8"  
**Beam** 97"  
**Approx. Weight** 1830 lbs



## TRAILER

### Shoreland'r Trailer Standard Features

Painted Bunk  
 (4)2x6 Bunks  
 Black Painted Frame  
 Tongue Jack  
 LED Lights  
 Retractable Tie Downs  
 Swing Tongue  
 E-Coat Painted Wheel w/ Radial Tire  
 Tandem axle w/Brakes on one axle

### Optional

Spare Tire  
 Load Guides  
 Disc Brakes

x = Standard Feature N/A = Not Applicable Opt = Optional

\*Not on Traditional Style Pro V

# 1975 Pro-V

Standard Equipment	1975 Pro-V SE	1975 Pro-V IFS/SE
Other Exterior Features		
Aluminum Corner Castings	x	x
Bow & Stern Eyes	x	x
Integrated Power Strake 2 (IPS2) Hull	x	x
ProTrak Gunwale	x	x
Stainless Steel Flush Mount Cleats (4)	x	x
3 Step Ladder Flush Mount in Transom	x	x
Step Pads (2)	x	x
Transhield Cover	x	x
Twin Plated Bottom (Bow to Amidship)	x	x
Other Interior Features		
Aft. Casting Platform	x	x
Treated Marine Grade Plywood - Bow to Stern	x	x
Bow Casting Platform	x	x
Bow Deck Mounting Pad	x	x
Battery Holders (5)	x	x
Drink Holders	x	x
Fire Extinguisher	x	x
Self-Draining Splash Pan	x	x
SportTrak Coaming	x	x
SportTrak Accessory Brackets (2)	x	x
Bilge Pumps (2) (1 Automatic)	x	x
Freshwater Pickup	x	x
19-1/2" Cockpit Depth	x	x

x = Standard Feature   N/A = Not Applicable   Opt = Optional