

2010 Pro Guide




For fishermen who like to take total control.

The Pro Guide's squared off transom allows for optimum back-trolling and impeccable control. Rough waters are championed by this boat. We've designed this series with one word in mind – BIG. There's nothing this boat lacks, from its livewell, to its deck space, to its fishability. Ultimate control, ultimate space, ultimate fishing.

LUND
THE ULTIMATE FISHING EXPERIENCE

FEATURES



Rod locker



Electronics command center



Hydraulic assist steering (optional)



2010 Pro Guide

Min/Max HP	90/200
Transom Height	25"
Length	20' 2"
Beam	90"
Approx. Weight	1440 lbs

Note: Power assist tiller steering not available on all motor packages. Please visit your dealer for more details.

Lund Boat Company
318 West Gilman Street
P.O. Box 248
New York Mills, MN 56567
lundboats.com

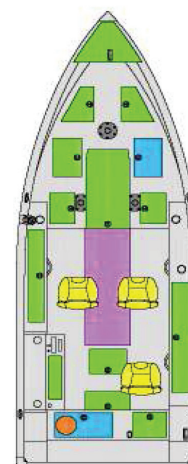
Lund Boats Canada, Inc.
98 PTH 52 West
Steinbach, MB
R5G 1A8

All boats meet or exceed United States Coast Guard and Canadian regulations and the National Marine Manufacturers Association Certification Standards to ensure that your boat exceeds critical safety and construction requirements.









2010 Pro Guide

Standard Equipment	2010 Pro Guide
Seats/Pedestals	
Standard Seats	3
Solid - Fixed Pedestals	2
Solid - Unilock Pedestal	1
Seat Bases	6
Fuel Tank	
Gallon Fuel Tank	40 Gallon
Flooring	
Marine Grade Carpet	x
Livewell Systems	
Bait Station (1) Drop-In	x
Aerated Livewell w/Autotimer	
Aft. Livewell (40" Long / 18 Gallon)	x
Bow Livewell (28" Long / 12 Gallon)	x
Consoles/Instrumentation/Lighting	
12V. Power Receptacle	x
Automotive Style Fuse Panel	x
Electronics Command Center	x
Full Lighted Instrumentation	x
Horn	x
Interior and Livewell Lighting	x
Navigational Lighting	x
Plug-In Wire Harness	x
Main Power Tiller Handle	x
Storage	
Battery Storage Compartments	x
Lockable Center Bow Rod Storage w/Tubes	(6) 7'-0" (4) 6'-6"
Lockable Side Rod Storage	w/Tubes (5)
Lockable Storage	x
Storage Compartments	x
Bow Cargo Nets	x
Other Exterior Features	
Aluminum Corner Castings	x
Bow & Stern Eyes	x
Integrated Power Strake 2 (IPS2) Hull	x
Level Flotation Compliance	N/A
Stainless Steel Retractable Cleats	4 Recessed
Transhield Cover	x
Twin Plated Bottom (Bow to Amidship)	x
Other Interior Features	
Battery Holders (3)	x
Treated Marine Grade Plywood - Bow to Stern	x
Bilge Pump (1 pump Manual/Auto)	x
Bow Casting Platform	x
Bow Deck Mounting Pad	x
Drink Holders	x
Dual Trak Gunwale	x
Grab Handles	3
Self-Draining Splash Pan	x
SportTrak Accessory Brackets (2)	x
Cockpit Depth	20"




2010 Pro Guide

	Storage		Seats
	Fuel Tank		Baitwell
	Livewell		Seat Bases


COLOR OPTIONS

Freeboard with Vapor Mist Bottom



Wildfire Red Cobalt Blue Arctic White Black

Flooring



Gray Carpet /Gray Vinyl

Note: Vinyl options are main floor and bow casting platform.

TRAILER

Shoreland'r Trailer Standard Features

(4)2x6 Bunks
 Black Painted Frame
 Tongue Jack
 LED Lights
 Retractable Tie Downs
 Swing Tongue
 E-Coat Painted Wheels with Radial Tires
 Painted Bunk
 Brakes One Axle
Optional
 Spare Tire
 Load Guides
 Roller
 Galvanized Bunk or Roller
 Brakes on 2nd Axle

x = Standard Feature N/A = Not Applicable

Opt = Optional