

# 2075 Pro-V



## We couldn't call this boat anything less than Pro.

The Pro-V provides everything a fisherman needs in a boat and then some. The recessed boat deck creates a more productive fishing experience. Our livewell management system gives you greater visibility and control over your catch. The Pro-V combines the ultimate in Lund design with almost every feature imaginable, making our competitors amateur in comparison. That's why we call it a Pro.


### FEATURES



Pro-V console



Bow baitwell (optional)



Rod storage



Livewell gauges



Bow storage



Lockable drawer storage

**LUND**  
THE ULTIMATE FISHING EXPERIENCE



2075 Pro-V SE

Min/Max HP 150/300  
Transom Height 25"  
Length 20' 8"  
Beam 97"  
Approx. Weight 1900 Lbs



2075 Pro-V IFS/SE

Min/Max HP 150/300  
Transom Height 25"  
Length 20' 8"  
Beam 97"  
Approx. Weight 2000 Lbs

**Lund Boat Company**  
318 West Gilman Street  
P.O. Box 248  
New York Mills, MN 56567  
lundboats.com

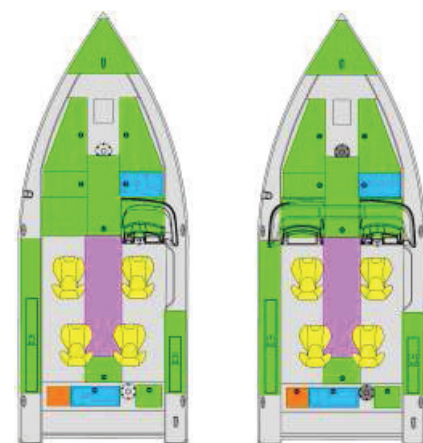
**Lund Boats Canada, Inc.**  
98 PTH 52 West  
Steinbach, MB  
R5G 1A8

All boats meet or exceed United States Coast Guard and Canadian regulations and the National Marine Manufacturers Association Certification Standards to ensure that your boat exceeds critical safety and construction requirements.



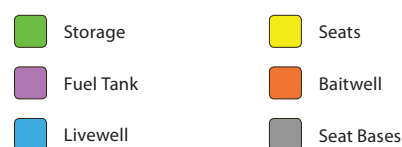
# 2075 Pro-V

Standard Equipment	2075 Pro-V SE	2075 Pro-V IFS/SE
<b>Seats/Pedestals</b>		
Pro Ride Seats	4	4
Air Ride - Power Pedestals	3	2
Air Ride - Unilock Pedestal	1	2
Seat Bases	6	6
<b>Fuel Tank</b>		
Gallon Fuel Tank	62 Gallon	62 Gallon
<b>Flooring</b>		
Marine Grade Carpet	x	x
<b>Livewell Systems</b>		
Drop-In Bait Station - aft livewell	x	x
Bow On Deck Bait Station	Opt	Opt
<b>Pro Long Livewell Systems</b>		
Front Livewell (22" Long / 10 Gallons)	x	x
Rear Livewell (50" Long/ 27-1/2 Gallons)	x	x
<b>Consoles / Instrumentation / Lighting</b>		
Dual Pro-Control Consoles w/Walkthrough Windshield	N/A	x
Custom Console & Dash w/Windshield	x	N/A
Livewell Water Temperature Gauge (aft livewell)	x	x
Livewell Water Level Gauge (aft livewell)	x	x
Hydraulic Tilt Steering	x	x
AM/FM Sony CD Stereo (2 Speakers)	x	x
Full Lighted Instrumentation	x	x
Automotive Style Fuse Panel	x	x
12V. Power Receptacle	x	x
Recessed Controls	x	x
Trinket Tray	x	x
Horn	x	x
Bow Panel with Trim Switch	x	x
Battery Condition Indicator	x	x
Interior Lighting - Individual Touch On/Off	x	x
Livewell Lighting	x	x
Navigational Lighting	x	x
Plug-In Wire Harness	x	x
Bow & Aft Trolling Motor Plugs (12/24/36V.)	x	x
<b>Storage</b>		
Battery Storage Compartments	x	x
Bow Cargo Net Storage	x	x
Dry Storage Compartments	x	x
Under-console trinket storage	Stbd	Stbd & Port
Lockable Bow Rod Storage	N/A	N/A
Lockable Bow Rod Storage (15 tubes)	x	x
In-Deck Lockable Rod Storage*	x	x
In-Deck Bumper Storage *	x	x
Lockable Drawer Storage*	x	x



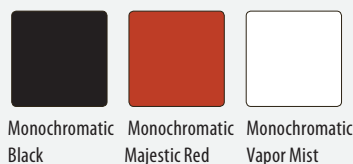

2075 Pro-V SE

2075 Pro-V IFS/SE




## COLOR OPTIONS

### Freeboard with Vapor Mist Bottom



### Flooring



Gray Carpet  
Gray Vinyl

**Note:** Vinyl options are main floor and bow casting platform.

x = Standard Feature   N/A = Not Applicable   Opt = Optional

\*Not on Traditional Style Pro V

# 2075 Pro-V

Standard Equipment	2075 Pro-V SE	2075 Pro-V IFS/SE
Other Exterior Features		
Aluminum Corner Castings	x	x
Bow & Stern Eyes	x	x
Integrated Power Strake 2 (IPS2) Hull	x	x
ProTrak Gunwale	x	x
Stainless Steel Flush Mount Cleats (4)	x	x
3 Step Ladder Flush Mount in Transom	x	x
Step Pads (2)	x	x
Transhield Cover	x	x
Twin Plated Bottom (Bow to Amidship)	x	x
Other Interior Features		
Aft. Casting Platform	x	x
Treated Marine Grade Plywood - Bow to Stern	x	x
Bow Casting Platform	x	x
Bow Deck Mounting Pad	x	x
Battery Holders (5)	x	x
Drink Holders	x	x
Fire Extinguisher	x	x
Self-Draining Splash Pan	x	x
SportTrak Coaming	x	x
SportTrak Accessory Brackets (2)	x	x
Bilge Pumps (2) (1 Automatic)	x	x
Freshwater Pickup	x	x
19-1/2" Cockpit Depth	x	x

## TRAILER

### Shoreland'r Trailer Standard Features

- Painted Bunk
- (4)2x6 Bunks
- Black Painted Frame
- Tongue Jack
- LED Lights
- Retractable Tie Downs
- Swing Tongue
- E-Coat Painted Wheel w/ Radial Tire
- Tandem axle w/Brakes on one axle

### Optional

- Spare Tire
- Load Guides
- Disc Brakes