

Lund Jon Boats



Fish where others can't.

Take the simplicity of a Jon Boat and apply Lund technology and engineering. Its flat bottom design allows you to fish in extremely shallow water. A gravity-fed livewell, available in our bigger models, provides much convenience. And our formed in-keels and extruded ribs provide ultimate strength. Whether you're fishing, hunting, or hauling you can't go wrong with a Lund Jon Boat.



FEATURES



Livewell*




Marine grade aluminum

*Not available on all Jon Boat models. Please consult your dealer for details.

COLOR OPTIONS

Freeboard Color



Olive Drab
Green

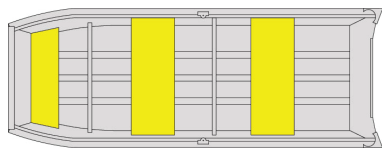
Lund Boat Company
318 West Gilman Street
P.O. Box 248
New York Mills, MN 56567
lundboats.com

Lund Boats Canada, Inc.
98 PTH 52 West
Steinbach, MB
R5G 1A8

All boats meet or exceed United States Coast Guard and Canadian regulations and the National Marine Manufacturers Association Certification Standards to ensure that your boat exceeds critical safety and construction requirements.

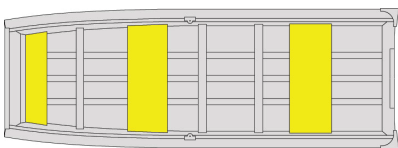


Lund Jon Boats



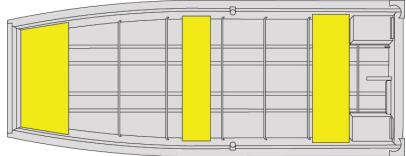
1032 Lund Jon

Max HP 3 HP
Transom Height 15"
Length 10' 0"
Beam 48"
Approx. Weight 80 lbs



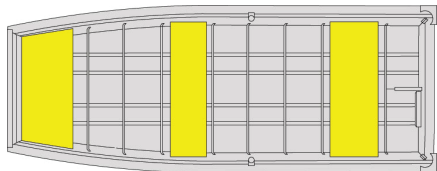
1232 Lund Jon

Max HP 3 HP
Transom Height 15"
Length 11' 10"
Beam 48"
Approx. Weight 90 lbs



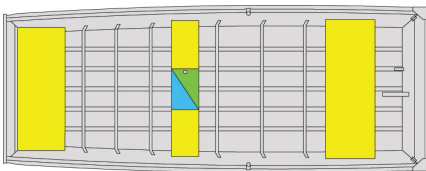
1236 Lund Jon

Max HP 10 HP
Transom Height 15"
Length 11' 11"
Beam 56"
Approx. Weight 140 lbs



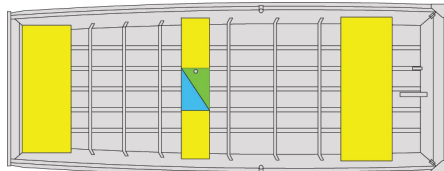
1436L Lund Jon

Max HP 15 HP
Transom Height 15"
Length 14' 0"
Beam 57"
Approx. Weight 145 lbs



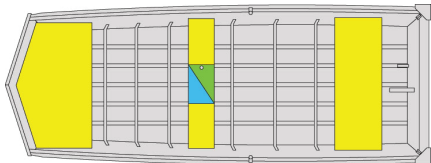
1448 Lund Jon

Max HP 25 HP
Transom Height 15" or 20"
Length 14' 0"
Beam 70"
Approx. Weight 365 lbs



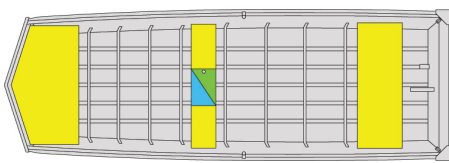
1648 Lund Jon

Max HP 35 HP
Transom Height 15" or 20"
Length 15' 10"
Beam 70"
Approx. Weight 365 lbs



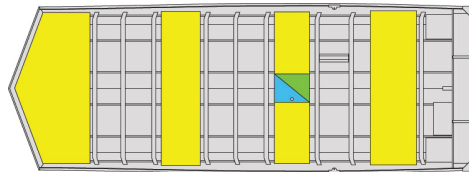
1448M Lund Jon

Max HP 25 HP
Transom Height 15" or 20"
Length 14' 0"
Beam 70"
Approx. Weight 365 lbs



1648M Lund Jon

Max HP 35 HP
Transom Height 15" or 20"
Length 15' 10"
Beam 70"
Approx. Weight 420 lbs



1852MT Lund Jon

Max HP 65 Remote / 45 Tiller
Transom Height 20"
Length 18' 0"
Beam 75"
Approx. Weight 475 lbs

- Storage

Fuel Tank

Livewell
- Seats

Baitwell

Seat Bases

Lund Jon Boats

Standard Equipment	1032	1232	1236	1436L	1448	1648	1448M	1648M	1852MT
NMMA Certified	x	x	x	x	x	x	x	x	x
Olive Drab Green Acrylic Paint	x	x	x	x	x	x	x	x	x
Flat Bottom, Square Bow	x	x	x	x	x	x	x	x	x
Formed in Keels	x	x	x	x	x	x	x	x	x
Bow Handle	x	x	x	x	x	x	x	x	x
2 Transom Handles	x	x	x	x	x	x	x	x	x
Formed in Spray Rails	x	x	x	x	x	x	x	x	x
Formed Transom Corner Caps	x	x	x	x	x	x	x	x	x
Transom Drain Plug	x	x	x	x	x	x	x	x	x
Oar Locks	x	x	x	x	x	x	x	x	x
Center Seat w/Gravity Fed Livewell/Storage	N/A	N/A	N/A	N/A	N/A	x	N/A	x	x
Stainless Steel Bow Eye	N/A	N/A	N/A	N/A	N/A	x	N/A	N/A	x

x = Standard Feature N/A = Not Applicable Opt = Optional