



KIOTI TRACTOR

DK

10 SERIES



KIOTI[®]

run ahead of the pack

Experience *the power* **DK**

Modern and Elegant Design

The modern and elegant hood design provides the operator with excellent visibility and enables quick and convenient access for daily maintenance. The self supporting hood with air cylinder makes for easier maintenance.

Deluxe Suspension Seat

Ergonomically designed, adjustable suspension seat allows the operator to ride in comfort no matter what the task may be.



Center Marker

The center marker on the hood assists with maintaining straight rows.



3-Point Control Lever

The 3-point control lever allows you to easily raise and lower the lift arms when attaching implements. For rear access, use the Auxiliary 3-Point Control Handle to access raise and lower the lift arms.



PTO Cruise

With the electronically controlled engine, the PTO rpm can be maintained at the set value even with variable load conditions.




Improved Performance

The large capacity hydraulic pump (14.5 gpm) combined with high lift capacity (2,716 lbs) increases productivity.



Compact Height

The low ground to steering wheel height (only 55.5") and seat height (41") allows for working in tight spaces such as greenhouses and orchards. The low clearance allows working in tight spaces.



High Ground Clearance

The maximum ground clearance of 15.2 in. makes usage on rocky or uneven terrain simpler.

NEW GENERATION KIOTI Value TRACTOR



Rear Differential Lock

The easy access differential lock lever allows for easy engagement/ disengagement of the differential lock allowing you to maintain traction on uneven or muddy terrain.



4WD Engagement

The 4WD comes standard on all models and is engaged with an easy access lever.



Tail Lamp

The stylish tail lights improves operator safety by increasing visibility of the operator.



Eco-Friendly Diesel Engine

The new Common Rail Diesel Engine (CRDI) improves fuel efficiency while reducing noise levels. With this eco-friendly Tier 4 engine, the DK series offers the operator a quiet work environment with powerful performance.



Power & Tilt Steering

The standard power steering minimize the effort required to make tight, repetitive turns. The steering wheel tilts with the simple push of lever, allowing easy adjustment to fit the operator needs.



H-shuttle

With the H-Shuttle option you can shift without using a clutch, reducing operator fatigue

Tool Box

A conveniently located tool box behind the seat provides the storage you need.

Digital Dashboard


The digital dashboard ensures great visibility while working in bright daylight or at night.

Controls

Control buttons and shift lever are conveniently located.

Fender Grip

The fender grip, available on both sides, makes it easier get in and out of the tractor.



KIOTI

DK4510

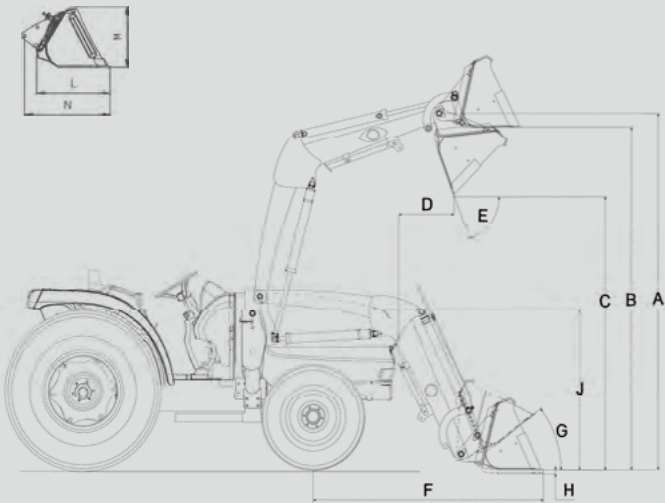
DK5010

DK5510



Front End Loader

The Kioti KL5510 front end loader is specifically designed for the DK-10 series tractors, providing efficient performance with single lever joystick control. The Kioti loader, with a built in parking stand, is designed to be quickly and easily attached and detached. KL Series loaders utilize the tractor's hydraulic system, feature single-lever control with float and come with a bucket level indicator.



Loader Specifications

Model	KL5510
A. Maximum Lift Height	109 in (2,768 mm)
B. Clearance w/ Attachment Level	96.4 in (2,449 mm)
C. Clearance w/ Attachment Dumped	81.7 in (2,075 mm)
D. Reach at Maximum Height(45°)	18.1 in (460 mm)
E. Maximum Dump Angle	58 °
F. Reach w/ Attachment on Ground	70.9 in (1,800 mm)
G. Maximum Rollback Angle	38.9 °
H. Digging Depth Below Grade	9.1 in (231 mm)
J. Overall Height in Carry Position	57.7 in (1,465 mm)
L. Depth of Attachment (to back of inner shell)	18.4 in (467 mm)
M. Height of Attachment	22.0 in (560 mm)
N. Depth of Attachment (to pivot pin)	26.0 in (660 mm)
S. Lift Capacity to Full Height at Pivot Pins	2,660 lbs (1,207 kg)
T. Breakout Force at Pivot Pin	3,900 lbs (1,769 kg)
Lift Cylinders	Ø2.2X10.2 in (Ø65X463l)
Bucket Cylinder	Ø2.4X14.6 in (Ø60X370l)
Bucket Width	66 in / 72 in
Bucket Weight	267.3 lbs (121.5 kg)
Approx. Weight (without Bucket)	1,386 lbs (58.5 kg)
Bucket Capacity (Heaped Bucket Capacity)	66 in : 9.5 cu.ft (14.5cu.ft) 72 in : 10.2 cu.ft (16.0cu.ft)

*Specifications and design are subject to change without notification.

Specifications

MODEL		DK4510	DK4510HS	DK5010	DK5010HS	DK5510	DK5510HS
ENGINE							
Model		3F1863T-45		3F1863T-50		3F1863T-55	
Type		3 Cyl., In-line Vertical, Water-cooled 4-cycle Turbo Diesel, CRDI					
Engine Gross	HP(KW)	45 (33.6)		50 (37.3)		55 (41.0)	
PTO	HP(KW)	41.6 (31)		45.6 (34)		49.6 (37)	
Displacement	cu. in. (cc)	111.4 (1,826)					
Rated Revolution	rpm	2600					
Fuel Tank Capacity	us gal(ℓ)	11.9 (45)					
DRIVE TRAIN							
Clutch		Dry type single stage					
Transmission		Synchronized	H-Shuttle	Synchronized	H-Shuttle	Synchronized	H-Shuttle
Speeds		8X8					
Differential Lock		Rear standard					
Brake		Wet Multi Disc					
PTO		Independent					
Rear PTO (standard)	rpm	540					
4WD type		Mechanical					
HYDRAULIC SYSTEM							
Pump		Gear					
Pump Capacity (Max. flow rate)	gpm(lpm)	14.5 (55.1)					
3-Point Hitch		Category I				Category II	
Maximum lifting capacity (24" aft. of hitch)	lbs (kg)	2,716 (1,232)					
Hydraulic Lift Control System		Position					
No. of standard remote valves		Opt.(2)					
Steering		Hydrostatic Power Steering					
TIRE SIZE							
Front AG.(TURF, INDUSTRIAL)		8-16 (29-12.5-15, 10-16.5)					
Rear AG.(TURF, INDUSTRIAL)		13.6-24 (21.5L-16.1, 14.9-24)					
TRAVELING SPEEDS							
Forward	mph (km/h)	1.35 ~ 17.3 (2.17 - 27.9)					
Reverse	mph (km/h)	1.31 ~ 16.9 (2.11 ~ 27.2)					
DIMENSIONS							
Overall Length (includes 3-pt hitch)		in.(mm)	124.3 (3,157)			124.8 (3,170)	
Overall Width (minimum tread)		in.(mm)	62.8 (1,596)				
Overall Height (from ROPS)		in.(mm)	92.0 (2,338)				
Wheelbase		in.(mm)	71.3 (1,810)				
Min. Ground Clearance		in.(mm)	15.2 (387)				
Tread	Front (AG)	in.(mm)	49.4 (1,254)				
	Rear (AG)	in.(mm)	49.3 (1,251)				
Min. Turning Radius (with brake)		ft(m)	8.6 (2.6)				
Weight with AG. Tires		lbs (kg.f)	3,373 (1,530)				

*NOTE : Specifications and design are subject to change without notice.



Standard Equipment

- Parking Brake
- Electric Panel
- Horn
- Head Lamp
- Signal Lamp
- Fuel Tank Cap
- PTO Cover
- Cup Holder
- Tilt Steering Wheel
- Aux. 3-Pt Control Handle

Optional Equipment

- Single / Second Remote Hydraulic V/V
- Single / Second Remote Hydraulic V/V(Detent)
- Front / Rear Working Light Kit
- Power Socket Kit
- 3 Pin Socket Kit
- 7 Pin Socket Kit
- Fuel Heater Kit
- Front Weight Kit
- Rear View Mirror Kit
- Sunshade
- Cat.I link Kit (55hp)
- Lower Link Quick Connect Kit
- Clevis Type Drawbar
- Deck Mat

Attachments

- Front End Loader
- Backhoe
- Contact your local Kioti dealer for available implements and attachments



KIOTI Tractor Division
 DAEDONG - USA, INC.
 6300 KIOTI Drive, Wendell, NC 27591
toll free 877-GO-KIOTI • fax 919-374-5001
web www.KIOTI.com



Dealer Imprint Area

LIT-DK10-ALL