



KIOTI TRACTOR

NXX

SERIES



FEATURING

ECO TECHNOLOGY

FROM **daedong**



KIOTI



KIOTI UTILITY TRACTOR

The fuel efficient and rugged **KIOTI NX Series**



▲ NX6010CH (Cab)

NX6010 (ROPS) ►





Modern and Elegant Design

The modern and elegant hood design provides the operator with excellent visibility and enables quick and convenient access for daily maintenance.


Torque Compensation

This feature enables the engine to maintain a consistent and stable torque level under all conditions.




Eco-Friendly Diesel Engine

The new Common Rail Diesel Engine (CRDI) improves fuel efficiency over 20% while reducing noise levels. With this eco-friendly Tier 4 engine, the NX series offers the operator a quiet work environment with powerful performance.



HST Linked Pedal

When the HST linked pedal is engaged, the HST pedal and the engine rpm is synchronized. This reduces fuel consumption and simplifies tractor operation for a variety of utility and loader applications.



Turn Assist Control

The optional Turn Assist Control kit will drop the engine rpm by 10% automatically when turning sharply. This feature allows for more precise work and reduces fuel consumption during sharp turns.

Anti-Stall Function

When the "Anti-Stall function" is engaged, the tractor will protect itself from instant engine stall when there is momentary engine overload. The operator can also fix and set maximum speed limit when safe and precise working is needed.

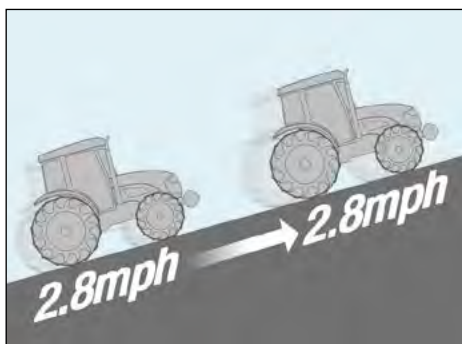


Projection Head and Working Lamp

With the new projection head and working lamp, the operator will experience safer and easier operation after the sun goes down.

PTO Cruise Control

With one touch, engine speed may be set to maintain steady PTO rpm to maximize working efficiency. When engaged, the operator may change the engine rpm by simply pressing a switch to increase or decrease the rpm.



True Speed Cruise Control

Electronic HST control system enables the tractor to maintain a set speed no matter what the condition of the ground or load is. This is a very useful feature for work requiring a set speed for precise coverage or application.

Hydraulic Independent PTO

The standard rear PTO is easily engaged by the simple push of a button. A safety interlock prevents the engine from starting when the PTO switch is left on. All models come standard with a selectable manual or automatic PTO option. When the Auto PTO is engaged, the PTO will automatically shut off when the 3-point control is raised, eliminating exposure to the running implements.





Window Wiper

The standard window wiper(rear optional) improves window visibility and keeps the window free from rain and dust.



Panoramic View

The comfortable cab with upgraded interior minimizes operator fatigue even after a long work day. The improved wiper position maintains a clear view for the operator.

Advanced Air Conditioning System

The improved Cooling and Heating system will ensure comfortable working conditions for the operator year round.

Convenient Control Lever

An easy access lever controls lights, horn and signals and is located on the right hand side of the steering column.



Power Steering

Hydrostatic power steering minimizes the effort required to make tight, repetitive turns. The steering wheel tilts with the simple push of a lever, allowing easy adjustment to fit the operator needs.



Deluxe Suspension Seat

Ergonomically designed, adjustable suspension seat allows the operator to ride in comfort no matter what the task may be. A pocket on the back of the seat allows easy access for the operator's manual.



Ergonomic Joystick Lever

An ergonomically designed joystick lever for front loader operation is standard on NX series tractors.

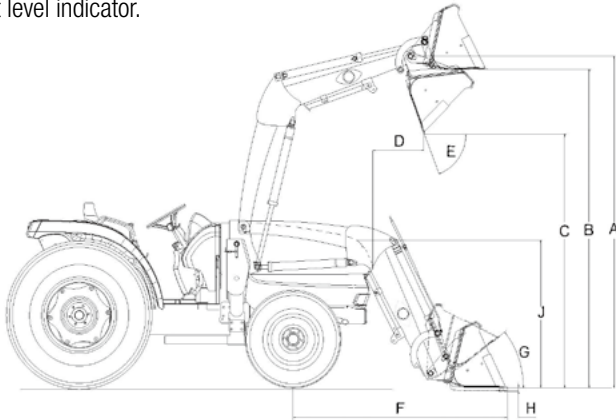


Powerful HST Transmission

HST models feature performance-proven, heavy duty HST drives that deliver power smoothly and efficiently. The three range transmission (Hi/ Mid/ Low) with twin pedal operation makes your job easier, smoother and safer.

Front End Loader

The Kioti KL6010 front end loader is specifically designed for the NX series tractors, providing efficient performance with single lever joystick control. The Kioti loader, with a built in parking stand, is designed to be quickly and easily attached and detached. KL Series loaders utilize the tractor's hydraulic system, feature single-lever control with float and come with a bucket level indicator.



Cycle time (sec)	1,500 rpm	2,000 rpm	2,600 rpm (Full)
Raise Boom frame	7.8	6.1	4.5
Lower Boom frame	4.8	3.8	2.8
Dump bucket	7.6	5.5	4.1
Rollback bucket	5.4	4.2	3.0

Loader Specifications

MODEL	KL6010
A Maximum Lift Height to pivot pin	108.3 in (2,750mm)
B Maximum Lift Height under level bucket	103.9 in (2,639mm)
C Clearance w/ Bucket Dumped	82.7 in (2,101mm)
D Reach at Maximum Height	19.7 in (500mm)
E Maximum Dump Angle	66 °
F Reach Bucket on Ground	70.9 in (1,801mm)
G Maximum Rollback Angle	31 °
H Digging Depth	8.5 in (216mm)
J Overall Height in Carry Position	49.0 in (1,245mm)
Bucket Depth (inner shell)	19.9 in (505mm)
Bucket Height	22.8 in (579mm)
Bucket Depth (pivot pin)	25.9 in (658mm)
Lift Capacity to Full Height at Pivot Pins	2,761 lbs (1,252kg)
Breakout Force at Ground Line	3,727 lbs (1,691kg)
Breakout rollback force at ground line	2,990 lbs @19.7 in. Pivot-pin forward
Relief Valve Setting (Loader control valve)	2,556 psi
Rated Flow (Tractor system)	10.0 gpm (37.9 lpm)
Bucket size	72 in (1,829mm)
Lift Cylinder	I.DØ60mm× Rod Ø35mm
Bucket Cylinder	I.DØ55mm × Rod Ø30mm
Bucket Capacity	13.06 ft³

*Specifications and design are subject to change without notice.



Specifications



MODEL		NX4510	NX4510C	NX4510H	NX4510CH	NX5010	NX5010C	NX5010H	NX5010CH	NX5510	NX5510C	NX5510H	NX5510CH	NX6010H	NX6010CH
ENGINE															
Model		3F183T													
Type		3Cyl., In-line Vertical, Water-cooled 4-cycle Turbo Diesel, CRDI													
Engine Gross	HP(KW)	45 (33.6)				50 (37.3)				55 (41.0)				60 (44.7)	
PTO	HP(KW)	37.6 (28.0)		33.9 (25.3)		41.8 (31.2)		38.9 (29.0)		46 (34.3)		43.1 (32.1)		48.3 (36.0)	
Displacement	cu.in.(cc)	111.4 (1,826)													
Rated Revolution	rpm	2600													
Fuel Tank Capacity	u.s.gal(ℓ)	14.8 (56)													
DRIVE TRAIN															
Clutch		Dry type single stage		None		Dry type single stage		None		Dry type single stage		None			
Transmission		Synchro Shuttle		Hydrostatic		Synchro Shuttle		Hydrostatic		Synchro Shuttle		Hydrostatic			
Speeds		24x24		3 Range		24x24		3 Range		24x24		3 Range			
Differential Lock										Rear standard					
Brake										Wet Multi Disc					
PTO										Independent					
Rear PTO (Standard)	rpm									540					
Mid PTO (Optional)	rpm									(2000)					
4WD Type										Hydraulic					
HYDRAULIC SYSTEM															
Pump										Gear					
Pump Capacity (Max. flow rate)	gpm(lpm)	16.5 (62.4)		17.9 (67.6)		16.5 (62.4)		17.9 (67.6)		16.5 (62.4)		17.9 (67.6)			
3-Point Hitch		Category I								Category I & II					
Maximum Lifting Capacity (24"aft. of hitch)	lbs.(kg)									3,177 (1,441)					
Hydraulic Lift Control System										Position with Draft Control					
No. of Standard Remote Valves (Optional)										(2)					
Steering										Hydrostatic Power Steering					
TIRE SIZE															
Front AG. (TURF, INDUSTRIAL)		8-16 (29-12.5-15, 10-16.5)								9.5-16 (29-12.5-15, 10-16.5)					
Rear AG. (TURF, INDUSTRIAL)		13.6-24 (21.5L-16.1, 14.9-24)								13.6-28 (21.5L-16.1, 17.5-24)					
TRAVELING SPEEDS															
Forward	mph(kph)	0.11~15.71(0.17~25.28)		0~16.52(0~26.59)		0.11~15.71(0.17~25.28)		0~16.52(0~26.59)		0.12~17.35(0.19~27.93)		0~18.26(0~29.38)			
Reverse	mph(kph)	0.09~13.96(0.15~22.46)		0~16.52(0~26.59)		0.09~13.96(0.15~22.46)		0~16.52(0~26.59)		0.11~15.42(0.17~24.82)		0~18.26(0~29.38)			
DIMENSIONS															
Overall Length (includes 3-pt hitch)	in.(mm)	139.6 (3,547)													
Overall Width (minimum tread)	in.(mm)	65.6 (1,665)								65.7 (1,669)					
Overall Height	in.(mm)	103.1 (2,618)	94.1 (2,390)	103.1 (2,618)	94.1 (2,390)	103.1 (2,618)	94.1 (2,390)	103.1 (2,618)	94.1 (2,390)	103.1 (2,618)	94.1 (2,390)	103.1 (2,618)	94.1 (2,390)	103.1 (2,618)	94.1 (2,390)
Wheelbase	in.(mm)	75.6 (1,920)													
Min. Ground Clearance	in.(mm)	13.7 (350)								15.7 (400)					
Tread	Front (AG)	55.2 (1,352)								53.3 (1,355)					
	Rear (AG)	52.1 (1,324)								52.5 (1,324)					
Min. Turning Radius (with brake)	feet(m)	11.5 (3.5)	9.8 (3.0)	11.5 (3.5)	9.8 (3.0)	11.5 (3.5)	9.8 (3.0)	11.5 (3.5)	9.8 (3.0)	13.1 (4.0)	9.8 (3.0)	13.1 (4.0)	9.8 (3.0)	13.1 (4.0)	9.8 (3.0)
Weight with AG. Tires	lbs.(kg)	4,065(1,844)	4,392(1,992)	4,057(1,840)	4,548(2,063)	4,079(1,850)	4,392(1,992)	4,068(1,845)	4,548(2,063)	4,222(1,915)	4,579(2,077)	4,211(1,910)	4,548(2,063)	4,211(1,910)	4,548(2,063)

* NOTE : Specifications and design are subject to change without notice.

Standard Equipment

- Hydrostatic Power Steering
- Rear Differential Lock
- Rear PTO
- Digital LED Panel
- Wet Multi Disc Brakes
- Draft Control
- Joystick Valve
- Fixed Drawbar
- Adjustable Seat
- Headlights
- Safety Lights
- Front Wiper
- Cup Holder
- Air Conditioner (Cab models)
- Sun Visor (Cab models)
- Side View Mirror (Cab Models)

- Power Socket (Cab models)
- SMV Sign
- Parking Brake

Optional Equipment

- Single/ Dual Remote Hydraulic V/V
- Front Weights
- CD Player (Cab models)
- Rear Wiper (Cab models)
- 7 Pin Socket
- Turn Assist
- Canopy (ROPS models)
- Locking Fuel Cap
- Rear Weight
- Rear View Mirror (Cab models)

Attachments

- Front End Loader
- Backhoe (available 2014)
- Contact your local KIOTI dealer for available implements



KIOTI Tractor Division

DAEDONG - USA, INC.

6300 KIOTI Drive, Wendell, NC 27591

toll free 877-GO-KIOTI • fax 919-374-5001

web www.KIOTI.com



Part Number LIT-NX-ALL