


RX6010

KIOTI UTILITY TRACTOR




KIOTI[®]
run ahead of the pack

KIOTI Utility Tractor




External Hydraulic Cylinder

The RX series tractor has two external hydraulic lift cylinders (left and right) with lift capacity of 5,242 lbs. at hitch end.



Elegant Grill and Hood

The new streamlined hood design improves the visibility of the operator. The 60 degree hood opening angle enables convenient access for better maintenance.



Environmentally Friendly Turbo Engine

The powerful 59hp Turbo Diesel Engine will offer the operator a quiet and smooth environment as well as powerful workhorse.



12×12 Synchronized Transmission

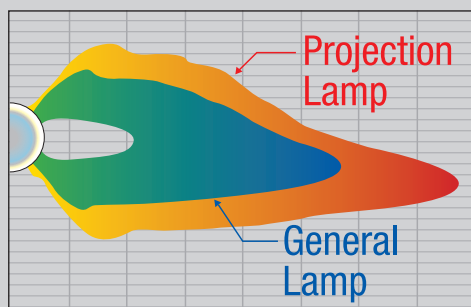
The fully synchronized transmission provides smooth and easy shifting on the move. The transmission features 12 forward and 12 reverse gears to handle all kinds of jobs.



AUTO and Manual PTO

The standard rear PTO is easily engaged by the simple push of button and selecting either manual or automatic operation. For added safety, the AUTO PTO function can be selected to automatically stop the PTO when the implement is raised by the control lever; eliminating exposure to the moving parts. A safety interlock prevents engine start when the PTO switch is left on. The 4WD is engaged with the simple push of a button.

KIOTI RX6010 Tractor



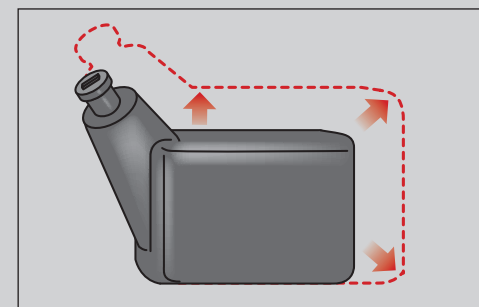
New Projection Head lamp

With the new projection headlamp and working lamp, the operator will experience safer and easier working conditions when operating at night.



Power Shuttle Lever (RX6010PC)

The Power Shuttle Lever provides easy forward and reverse operation without stepping on a clutch pedal.



Fuel Tank

The 23.8 gallon fuel tank allows productive working hours without the need for frequent re-fueling.




Deluxe Seat

The ergonomic, fully adjustable suspension seat allows the operator to ride comfortably, no matter what the job may be.



Power and Tilt Steering Wheel

The standard power steering minimizes the effort required to make tight, repetitive turns. The steering wheel tilts with the simple push of a lever, allowing easy adjustment to fit the operators needs.



Remote Hydraulic Valve

Standard dual remote hydraulic valves (2nd, 3rd optional) accommodate a wide variety of attachments and implements. The mid-mount hydraulics and a single lever joystick for loader operations are standard on the RX series.

Front Glass

The upgraded sealing on the front glass offers improved field of vision with better noise suppression.

Luxury Cab

The comfortable cab with upgraded interior minimizes operators fatigue even after long days of work.

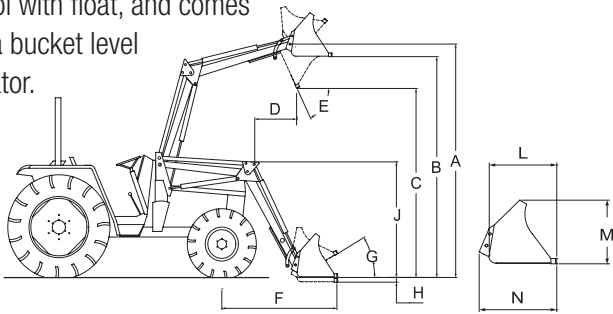


Loader Model : KL601 Tractor Model : RX6010C



Front End Loader

The KL601 loader is equipped with a universal quick attach mounting system that makes attaching the bucket as simple as latching an over-center latch. A built in parking stand on the front-end loader provides for quick and easy connection. The KL601 Loader utilizes the tractor's hydraulic system, features single-lever control with float, and comes with a bucket level indicator.



Loader Specifications

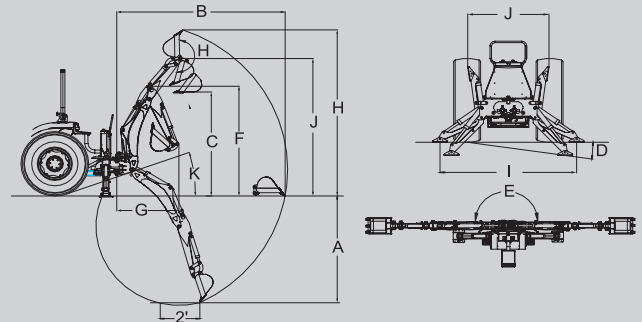
KL601

Maximum Lift Height	114.2"
Clearance w/ Attachment Level	102.7"
Clearance w/ Attachment Dumped	85.4"
Reach at Maximum Height	22.2"
Maximum Dump Angle	71°
Reach w/ Attachment on Ground	73.5"
Maximum Rollback Angle	44°
Digging Depth Below Grade	6.3"
Overall Height in Carry Position	66.7"
Depth of Attachment (to back of inner shell)	21.6"
Height of Attachment	22.8"
Depth of Attachment (to pivot pin)	29.1"
Bucket Size	80"
Rated Bucket Capacity	11.3 cu.ft.
Heaped Bucket Capacity	17.3 cu.ft.
Relief Valve Setting (Loader Control Valve)	2630.7 psi
Rated Flow (Tractor Sytem)	10.57 GPM
Approximate Weight with Bucket	1369 lbs
Bucket Size Used for Specification	80"
Lift Capacity to Full Height at Pivot Pins	2,506 lbs
Breakout Force at Pivot Pin	3,916 lbs
Lift Cylinders	2.3" x 20.1"
Bucket Cylinder	2.5" x 14.1"
Raise Boom (seconds)	4.3
Lower Boom (seconds)	2.9
Dump Bucket (seconds)	3.1
Retract Bucket (seconds)	2.0

*Specifications and design are subject to change without notification.

Backhoe

The Kioti KB2485 Series backhoe lets you trench up to 94.4" deep with a bucket dig force up to 3,748 pounds. The KB2485 Backhoe feature subframe mounting, responsive two-lever controls with exceptional feathering, hydraulic stabilizers, transport lock and a variety of standard and heavy-duty buckets.



Backhoe Specifications

KB2485

A. Digging Depth (two foot flat bottom)	94.4"
B. Reach from Center Line of Swing Pivot	136.1"
C. Loading Height (bucket at 60°)	80.3"
D. Maximum Leveling Angle	10°
E. Swing Arc	180°
F. Transport Height (maximum)	92.9"
G. Transport Overhang	50.4"
H. Bucket Rotation	180°
I. Stabilizer Spread (down position)	68.7"
J. Stabilizer Spread (up position)	46.4"
K. Angle of Departure	21°
Shipping Weight - Backhoe (without bucket)	1,102 lbs
Bucket Digging Force	3,748 lbs
Dipperstick Digging Force	2,205 lbs
Operating Pressure	2,466 psi

Cylinders

Cylinder	Bore DIA	Retracted Length	Stroke	Rod DIA
Boom	2.75	25.04	15.20	1.57
Bucket	2.36	24.8	15.55	1.38
Dipperstick	2.75	27.87	19.88	1.57
Swing	2.36	15.67	8.78	1.38
Stabilizer	2.36	17.55	10.31	1.38

Buckets

Bucket	Teeth Q'TY	Struck Capacity	Heaped Capacity	Shipping Weight
9" Bucket	3	0.73 cu. ft.	0.87 cu. ft.	46 lbs.
12" Bucket	3	1.01 cu. ft.	1.24 cu. ft.	56 lbs.
16" Bucket	3	1.38 cu. ft.	1.76 cu. ft.	64 lbs.
18" Bucket	4	1.56 cu. ft.	2.02 cu. ft.	70 lbs.
24" Bucket	5	2.11 cu. ft.	2.82 cu. ft.	94 lbs.
36" Bucket	6	2.78 cu. ft.	4.00 cu. ft.	114 lbs.

Specifications and design are subject to change without notice.

Specifications



ISO 9001
NO:954596



ISO 14001
NO:771475



ISO 14001
NO:771475



ISO 14001
NO:771475



OHSAS 18001
NO:K033008

MODEL		RX6010C	RX6010PC
ENGINE			
Model		4B243TLWM	4B243TLWM-K
Type		4Cyl., In-line Vertical, Water-cooled 4-cycle Turbo Diesel	
Engine Gross	HP(KW)	59(44.0)	
PTO	HP(KW)	49.1(36.6)	
Displacement	cu.in.(cc)	148.6(2,435)	
Rated Revolution	rpm	2600	
Fuel Tank Capacity	u.s.gal(ℓ)	25.1(95)	
DRIVE TRAIN			
Clutch		Dry Single Plate	Wet Multi Plate
Transmission		Synchro Shuttle	Hydraulic shuttle
Speeds		12F/12R	
Differential Lock		Rear Standard	
Brake		Wet Multi Disc	
PTO		Independent	
Rear PTO (standard)	rpm	540	
Mid PTO	rpm	N/A	
4WD type		Electric / Hydraulic Actuation	
HYDRAULIC SYSTEM			
Pump		Gear(Tandem)	
Pump Capacity(Max. flow rate)	gpm(ℓ/min)	1st : 11.0(41.6), 2nd : 6.9(26.0)	
3-Point Hitch		Category II	
Maximum lifting capacity(24aft. of hitch)	lbs.(kg)	3,710 (1,683)	
Hydraulic Lift Control System		Position, Draft and Mixed Control	
No. of standard remote valves		1st : Std. 2nd, 3rd : Opt.	
Steering		Hydrostatic Power Steering	
TIRE SIZE			
Front AG.(TURF, INDUSTRIAL)		9.5-20(31x13.5x15, 12.5/80-18)	
Rear AG.(TURF, INDUSTRIAL)		14.9-28(44x18x20, 18.4-24)	
TRAVELING SPEEDS			
Forward	mph(km/h)	1.16 ~ 19.6 (1.86 ~ 31.56)	
Reverse	mph(km/h)	1.14 ~ 19.28 (1.83 ~ 31.03)	
DIMENSIONS			
Overall Length(includes 3-pt hitch)		in.(mm)	145.7(3700)
Overall Width(minimum tread)		in.(mm)	69.1 (1755)
Overall Height(from top of Cab)		in.(mm)	102.8(2610)
Wheelbase		in.(mm)	82.7(2100)
Min. Ground Clearance		in.(mm)	15.7(400)
Tread	Front(AG)	in.(mm)	54.1(1375)
	Rear(AG)	in.(mm)	54.1(1375)
Min. Turning Radius(with brake)		feet(m)	9.9(3.02)
Weight with Cab, AG Tires and Front Weights		lbs.(kg)	5,677(2,575)

*NOTE : Specifications and design are subject to change without notice.

Standard Equipment

- Hydrostatic Power Steering
- Rear Differential Lock
- Rear PTO
- Wet Multi Disc Brakes
- Remote Hydraulic Valve
- Joystick Valve
- Adjustable Drawbar
- Adjustable Seat
- Headlights
- Front Wiper
- Cup Holder
- Sunvisor
- 7 Pole Socket
- Externally Mounted Side View Mirrors
- Front/ Rear Working Lights
- 12V Power Outlet

Optional Equipment

- 2nd, 3rd Remote Hydraulic V/V
- Rear View Mirror
- Front Suit Case Weight
- AM/FM Radio CD Player
- Rear Wiper
- Rear Wheel Weight
- Cat. I 3-point Adaptors

Available KIOTI Attachments

- Front End Loader
- Contact your local KIOTI dealer for available implements and attachments



KIOTI Tractor Division

DAEDONG - USA, INC.

6300 KIOTI Drive, Wendell, NC 27591

toll free 877-GO-KIOTI • fax 919-374-5001

web www.KIOTI.com



[www.Facebook.com/KiotiTractor](https://www.facebook.com/KiotiTractor)

Part Number LIT-RX6010-1