

BOSS

SNOWPLOW







## TABLE OF CONTENTS

SAVINGS STORY . . . . .	.04
SR MAG . . . . .	.06
SR MAG IMPLEMENTS . . . . .	.08
SNOWRATOR® . . . . .	.10
SNOWRATOR® ACCESSORIES . . . .	.12
GENUINE PARTS & ACCESSORIES . .	.14





# SETTING THE STANDARD

**BOSS knows that managing sidewalks and other high traffic areas can be a challenge. That's why we're committed to providing solutions that RESTORE ORDER and are built to BACK YOU UP.**

**We brought excellence to contractors with the Snowrator® and now we're improving even further by rolling out the innovative SR MAG. The Snowrator® and SR MAG are patented, right-size solutions that save time and money while eliminating headaches. They are changing the game for snow and ice professionals, and they're just the beginning of things to come.**

## **TWO-YEAR LIMITED WARRANTY**

All BOSS snowplows and equipment are guaranteed to be free from defects in material and workmanship for two full years from the date of purchase. Stop by any authorized BOSS Dealer to receive complete details on our two-year parts and labor warranty. Please visit [bossplow.com](http://bossplow.com) for more details.

## **LEGAL STATEMENT**

BOSS Products reserves the right under its product improvement policy to change construction or design details and furnish equipment when so altered without reference to illustrations or specifications used herein. BOSS Products may be protected by one or more patents; please see [bossplow.com](http://bossplow.com) for more details.

Enhance the power, performance and durability of your BOSS product with Genuine BOSS Parts & Accessories. Ask your dealer for information or shop online at [bossplow.com](http://bossplow.com)



\*All images shown may include standard/optional equipment. Please consult your local BOSS Dealer for more information.





## GET READY TO GROW

Whether you're a two-man operation or have a crew of hundreds, adding a Snowrator® or SR MAG means you can confidently take on work and expand your business with more sidewalk-heavy contracts.

## NEVER CALLS IN SICK

Become less dependent on unpredictable, unreliable labor options.

## DO MORE WITH LESS

Adding a Snowrator® to your team can help reduce labor costs, save time and make you more money.





# DON'T JUST SURVIVE. THRIVE.

Adding a Snowrator® or SR MAG to your fleet will help streamline your business—getting sidewalk jobs done faster and more efficiently while reducing your reliance on labor. Grow your business and increase your bottom line with a Snowrator® or SR MAG.

The Snowrator® is one of the most underrated tools out there—small in stature, but big in impact. By adding Snowrators, we've saved 40% on labor costs, while improving quality and consistency of work.

Discover the difference at [snowratorsaves.com](https://snowratorsaves.com)

**Rafael Diaz**  
President of Diaz Group LLC



SEE MORE







**26.5 HORSEPOWER**  
EFI ENGINE

**BROOM, SNOW THROWER,  
PLOWS AND SPREADERS  
AVAILABLE IMPLEMENTS**

**ENGINE-DIRECTED  
HEAT TO OPERATOR**

## STANDARD FEATURES

**Four-Wheel Drive with Zero Turn Radius Capabilities** provides maneuverability and traction in any conditions.

**690 Cold Cranking Amps** make sure you never have to worry about getting started.

**8-Gallon Fuel Capacity** an increase of 20% vs. the Snowrator®.

**BOSS Hydraulic Cylinders** maximize plow performance.

**Kohler® 26.5 Horsepower EFI Engine** provides proven, turnkey power and performance in the extreme cold.

**Electronic Throttle Body Engine** that senses, reacts and optimizes power to ensure performance even with the heaviest snowfall.

**BOSS-Engineered Electrical System** delivers weather-resistant performance and enhanced reliability.

**3 LED Work Lights** provide better reliable visibility.

**25° of Lift and 17° of Depression** allow contractors to navigate curves and bumps with ease.

**Engine-Directed Heat to Operator** takes the sting out of the cold.

**Onboard Cup Holder** ensures your coffee is always within reach.

**Smart Connected Capable** sets the stage for future BOSS smart solutions.

**Onboard Diagnostics** show performance and maintenance considerations.

**Operator Presence Switch** automatic start and stop feature adds a level of performance and safety that helps save fuel and reduce emissions.

**Float System** to ensure attachments will traverse and follow the contour of surface areas.

**Stainless Steel Chassis** for added durability and toughness.





**SR MAG**

# THE UNDISPUTED ALPHA

The SR MAG is an innovation inspired by the game-changing Snowrator®. The SR MAG is bigger, badder and bolder, and it brings an unprecedented level of performance to snow and ice contractors.

## THE SR MAG CAN BE EQUIPPED WITH A RANGE OF OPTIONAL IMPLEMENTS INCLUDING:

- 4'2" V-XT V-plow
- 4' and 5' Straight-Blade
- STX48 Snow Thrower
- BRX48 Broom
- TGS 85 Broadcast Spreader
- EXACT PATH® 1.5 Cubic Foot Drop Spreader



SR MAG

**SEE MORE**





**SR MAG IMPLEMENTS**

# CHOOSE YOUR SOLUTION

The SR MAG comes with the ability to take on an arsenal of optional implements, so regardless of how you need to attack the snow and ice, you'll have the right solution for the job.



SEE MORE







# SR MAG

## OPTIONAL IMPLEMENTS

### 4'2" V-XT V-PLOW

A 4'2" enhanced blade with an AR450 cutting edge, snow catcher and curb guards. Also features a reinforced push frame, dual-acting cylinders for backdragging performance and is the only product on the market to provide simultaneous independent hydraulic wing control.



### 4' AND 5' STRAIGHT-BLADES

Tough, capable plows that adapt to the demands of the job with the addition of box wings or blade extensions. Add additional width or scooping power with optional blade extensions or box wings.




### TGS 85 BROADCAST SPREADER

Rear-mounted Poly TGS 85 Broadcast Spreader features a 1/8 horsepower motor and can accommodate up to 50 lbs. of deicing material. (Compatible with Snowrator® and SR MAG.)



### BRX48 BROOM

48" broom with long-lasting bristles works in forward or reverse.



### STX48 SNOW THROWER

Throws snow between two and thirty-five feet with a 2,500 psi motor that produces 14.5 horsepower.



### EXACT PATH® 1.5 CUBIC FOOT DROP SPREADER

The BOSS EXACT PATH® dispenses the right amount of deicer in the right place saving grass and landscaping. (Compatible with Snowrator® and SR MAG.)







**FLOAT AND  
DOWN FORCE**  
STANDARD

**4' HYDRAULIC  
SNOWPLOW**  
STANDARD

**20-GALLON  
BRINE TANK**  
STANDARD



## STANDARD FEATURES

**Four-Wheel Drive With Zero Turn Radius Capabilities** provides maneuverability and traction in any conditions.

**BOSS-Designed 4' Hydraulic Snowplow** with 20" poly skin improves reliability and maximizes productivity in light and heavy snow.

**BOSS Hydraulic Cylinders and Trip Springs** maximize plow performance.

**BOSS-Engineered Electrical System** delivers weather-resistant performance and enhanced reliability.

**Float and Active Down Force** increases productivity by maximizing scraping of plowing surfaces.

**Coated Hydraulic Hose Ends** provide greater corrosion resistance and increased reliability over previous designs.

**20-Gallon Anti-Icing/Deicing Brine System** quickly and efficiently controls surface area ice.

**3 LED Work Lights** provide reliable visibility on the job.





**SNOWRATOR®**

# THE ORIGINAL GAME CHANGER

The BOSS Snowrator® forever changed how snow and ice contractors manage the elements. It reduces labor, saves time and makes money at a rate faster than traditional snow and ice solutions.

## OPTIONAL ACCESSORIES

- 5-Gallon Bucket Mounts
- Carry Trays
- Snow Flaps
- Snow Deflector
- Blade Guides
- Box Wing Kit
- Urethane Edges
- Blade Extensions
- Plow Shoes
- Shovel Mounting Kit
- Trailering Cover
- 3/8" AR450 Cutting Edge

## OPTIONAL ATTACHMENTS

- EXACT PATH® 1.5 Cubic Foot Drop Spreader
- 20-Gallon Auxiliary Tank
- TGS 85 Broadcast Spreader

**SEE MORE**





**SNOWRATOR® ACCESSORIES**

# MAKE THE STRONGEST EVEN STRONGER

Enhance the performance of your BOSS Snowrator® with genuine, factory-backed accessories from BOSS.

SEE MORE







# SNOWRATOR®

## OPTIONAL ACCESSORIES



### CARRY TRAYS

Additional gear, fuel and deicing materials are in easy reach when carry trays are added, saving time and money on the job by helping operators beat the clock. (Compatible with Snowrator® and SR MAG.)



### 20-GALLON AUXILIARY TANK

The auxiliary tank adds an additional 20 gallons of brine carrying capacity, doubling the overall liquid volume the machine can carry. The tank integrates with existing pump, nozzles and wand and cuts return tips to refill by half. Only available as an option on the Snowrator®.



### SNOWRATOR® COVER\*


Protect your investment and keep it ready to roll with the heavy-duty, weather-resistant BOSS Snowrator® cover. Ruggedly constructed to keep your Snowrator® clean during transportation from site to site, avoiding accumulation of snow, ice and road salt. Cover your Snowrator® in between jobs so you have a smooth start to your next job. The Snowrator® cover will work on Snowrator® base units and units with the optional EXACT PATH® drop spreader or 20-gallon auxiliary tank installed. (Not compatible with SR MAG.)



\*Cover shown with opacity to show fit.

### BOX WING KIT

Carry more snow with your BOSS Snowrator® plow by adding a box wing kit. These wings easily bolt to the Snowrator® snowplow, providing a box-plow effect. (Compatible with SR MAG straight-blade only.)




### SNOWRATOR® RUBBER SNOW DEFLECTOR

Increase visibility and improve safety with this rugged snow deflector designed for the Snowrator®. (Compatible with SR MAG.)



### BLADE EXTENSIONS

Extend the width of your BOSS Snowrator® plow by 12" overall (6" on each side) with the blade extension kit. (Compatible with SR MAG straight-blade only.)



### TGS 85 BROADCAST SPREADER

Rear-mounted Poly TGS 85 Broadcast Spreader features a 1/8 horsepower motor and can accommodate up to 50 lbs. of deicing material. (Compatible with Snowrator® and SR MAG.)



### EXACT PATH® 1.5 CUBIC FOOT DROP SPREADER

The BOSS EXACT PATH® dispenses the right amount of deicer in the right place saving grass and landscaping. (Compatible with Snowrator® and SR MAG.)







# SNOWRATOR®/SR MAG PARTS & ACCESSORIES



## SNOW FLAP

These durable rubber flaps protect the Snowrator® fenders and exterior from snow, mud and debris. (Compatible with Snowrator® only.)



## SHOVEL MOUNTING KIT

Carry a shovel right on your Snowrator® to quickly clean up around doorways and hard-to-reach areas.




## SNOWRATOR® AND SR MAG HYDRAULIC FLUIDS

These high-performance fluids are specifically formulated for top performance under tough conditions.



## URETHANE CUTTING EDGES

Urethane cutting edges offer optimum squeegee effect and prevent damage to sensitive surfaces.




## SNOWRATOR® PLOW SHOES

These rugged plow shoes help reduce wear and tear on the plow's cutting edge.



## BLADE GUIDE

Get a better view of the exact width of your blade with these sturdy blade guides.




## SHOVELS (SCOOP AND PUSH)

These high-performance, contractor-grade snow shovels are built BOSS tough.



## 5-GALLON BUCKETS AND LIDS

Be ready for the worst weather with buckets that let you carry additional supplies and materials to any job site. (Sold separately.)



## 5-GALLON BUCKET MOUNTS

Optional 5-gallon bucket mounts attach quickly and simply to your Snowrator® and give an operator easy access to additional deicing materials on the back of the unit.



SEE MORE







ATTACHMENTS	SNOWRATOR®	SR MAG
VXT		✓
4' Straight-Blade	✓	✓
5' Straight-Blade		✓
STX48 Snow Thrower		✓
BRX48 Broom		✓
EXACT PATH®	✓	✓
TGS 85	✓	✓
20-Gallon Brine System	✓	
Bucket Mount	✓	✓

ELECTRICAL	SNOWRATOR®	SR MAG
Electric Start	✓	✓
Battery CCA	350	690
Charging System (amp)	17	50
Keyed Power		✓
Front Lights	2 std	2 std
Rear Light	1 std	1 std
Lumens Per Light	1,400	1,200
Lumens Total	4,200	3,600

ENGINE	SNOWRATOR®	SR MAG
HP	11/14	26.5
Engine Manufacturer	Honda®/Kohler®	Kohler®
Engine Type	Carb	EFI
Electronic Throttle Body		✓
Cooling System	Air	Air
Fuel	Gas	Gas
Fuel Capacity	Honda® 1.6 gallons Kohler® 1.85 gallons	8.0 gallons

SPEED	SNOWRATOR®	SR MAG
Forward	5 mph	8 mph
Reverse	3 mph	5 mph

DRIVE	SNOWRATOR®	SR MAG
4x4	✓	✓
Type	Skid Steer	Skid Steer

HYDRAULICS	SNOWRATOR®	SR MAG
High-Flow Hydraulics		✓
Low-Flow Hydraulics Circuits	2	3
High-Flow Hydraulics (QCD)		✓
Low-Flow Hydraulics (QCD)		✓

VEHICLE	SNOWRATOR®	SR MAG
Turning Radius	Zero Turn	Zero Turn
Approach Angle	21.5°	47°
Departure Angle	21.8°	28.72°
Break-Over Angle	71.7°	57.6°
Down Pressure Angle	15.3°	17.5°
Ground Clearance	5.17"	6"
Lift Height Angle	25°	25°
Length	77.31"	60"*
Width	38.5"	39.25"*
Height	55.5"	52"
Weight	827 lbs	1,046 lbs*
Wheelbase	24.5"	26.5"
Tires	18" x 8.5" x 10"	18" x 8.5" x 10"
Chassis	Stainless Steel	Stainless Steel

OPERATOR FEATURES	SNOWRATOR®	SR MAG
Cup Holder		✓
Foldable Operator Platform		✓
On-Board Diagnostics		✓
Operator Warming Functionality		✓
12-Volt Charging Port		✓

WARRANTY	SNOWRATOR®	SR MAG
2 Years	✓	✓

\*Base unit only.





CALL 800-286-4155

Email [sales@bossplow.com](mailto:sales@bossplow.com) | [bossplow.com](http://bossplow.com)



SEE HOW BOSS CONTINUES TO BACK YOU UP.  
GET MORE INFO, WATCH VIDEOS, FIND A DEALER OR CHAT LIVE.



With quality and reliability at the forefront, BOSS Genuine Parts are designed, built and tested to fit your BOSS product.



SnowCare for Troops is a nationwide outreach program that performs free snow removal for active military families.



Ask your dealer or visit [bossplow.com](http://bossplow.com) to explore the complete lineup of BOSS products, including Truck Equipment, Compact Vehicle Equipment, Heavy Equipment, Ice Control Equipment, Snowrator® and Accessories. **Ask your local dealer about financing options!**



Exclusive to BOSS Owners, joining the community gives you a profile page, a free gift and access to special offers and information on BOSS products and services.

PATENTS: [www.ttcopats.com](http://www.ttcopats.com)

©2022 BOSS Products. All Rights Reserved. Printed in U.S.A. Form #SLS-SNR02022

Honda is a registered trademark of Honda Motor Co., Ltd. Kohler is a registered trademark of Kohler Co. The "f" logo is a registered trademark/service mark of Facebook, Inc. The Instagram logo is a registered trademark/service mark of Instagram, LLC. The Twitter logo is a registered trademark/service mark of Twitter, Inc. The YouTube logo is a registered trademark/service mark of Google Inc. The "in" logo is a registered service mark of LinkedIn Corporation. The Blogger logo is a registered service mark of Google Inc. The Omnia Partners logo is a registered service mark of Omnia Partners, Inc. The Sourcewell logo is a service mark of National Joint Powers Alliance. All other trademarks belong to BOSS Snowplow.

BOSS Products  
2010 The BOSS Way  
Iron Mountain, MI 49801

