



Quality Products Since 1968

Manufactured by:
Helm Welding (1983) Limited

Vertical TMR Mixer Feeders
"Single Vertical Trailer"

Standard Features

large diameter auger
with 5/8" thick flighting



standard side discharge
with slide chute



some features shown may be optional



3/4" adjustable hay
restrictor plates



adjustable knives for
more aggressive
mixing action



PTO drive assembly with
shear bolt for equipment
protection



exclusive multi-lobe
PTO drive shaft that
provides constant
lubrication



- Adjustable tongue for ease of hook on various draw bar heights
- Door cylinder equipped with relief valve protection
- Planetary drive system with easily accessible service and maintenance lubricating
- Tungsten coated knives
- All single screw vertical mixers come complete with a reliable weigh bar scale system including a basic read up, read down electronic indicator

Options



Hydraulic cross conveyor to feed both sides




Hydraulic raise and lower discharge conveyor extensions



magnet kit available for slide chute or unloading conveyor



2-speed gearbox for better mixing power



Chain overflow kit to retain lighter mixes in tub



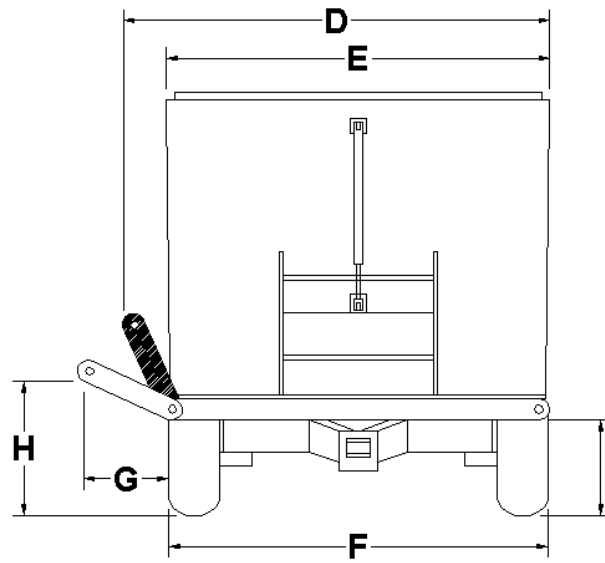
9" rubber extension for larger capacity mixes

- Upgrade to various electronic scale indicators and accessories
- Special conveyor lengths
- knife option – carbide tip

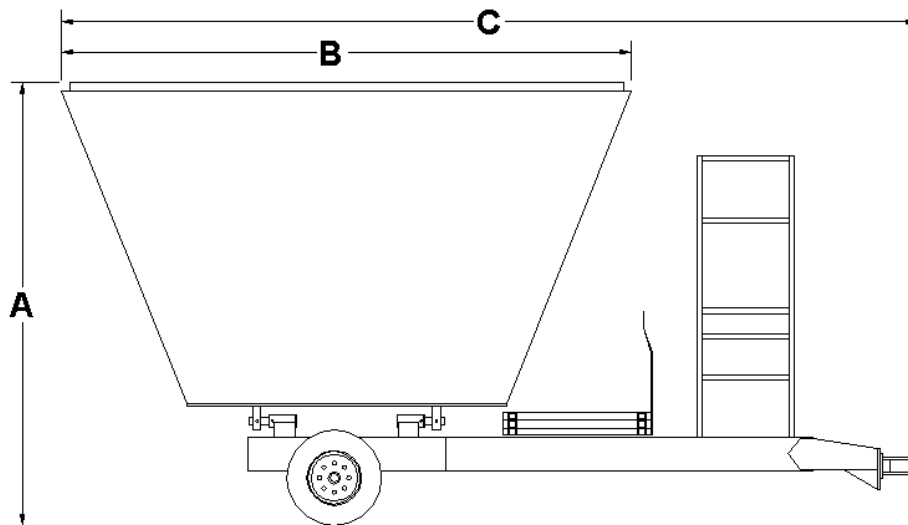
Single Screw Specification Table

	Low Profile			Standard		
	<u>MODEL</u>	<u>MODEL</u>	<u>MODEL</u>	<u>MODEL</u>	<u>MODEL</u>	<u>MODEL</u>
	2300	2350	2420	2140	2150	2160
A - Overall Height	98	98	101	110	111	113
B - Tub Length	127	136	141 ½	135	144	149 ½
C - Overall Length	207	212	215	211	216	219
D - Overall Transport Width						
- Slide Chute	97 ½	97 ½	102	97 ½	97 ½	102
- Bi-direction conv.	102	102	102	102	102	102
- 36" Conveyor Extension	110	110	110	110	110	110
E - Tub Width	87	96	102	87	96	102
F - Tread Width	93	93	96	93	96	96
G - 36" Conveyor Ext						
- lowest position reach	28	28	28	28	28	28
H - 36" Conveyor Ext						
- min. unloading height	35	35	35	35	35	35
- max. unloading height	50	50	50	50	50	50
I - Bi-direction Cross Conv.	24	24	24	24	24	24
- max. unloading height						
Scale System	4 - Point	4 - Point	4 - Point	4 - Point	4 - Point	4 - Point
Tires	12.5Lx15(2)	12.5Lx15(2)	19.0/45-17(2)	12.5Lx15(2)	19.0/45-17(2)	19.0/45-17(2)
Number of Augers	1	1	1	1	1	1
Tungsten Coated Knives (qty)	6	7	7	7	8	8
Auger Flighting (thickness)	5/8	5/8	5/8	5/8	5/8	5/8
Floor Thickness (excluding 5/8" support plates)	5/8	3/4	3/4	5/8	3/4	3/4
Hopper Wall (thickness)	1/4	1/4	1/4	1/4	1/4	1/4
Door Opening (width x height)	40 x 24	40 x 24	40 x 24	40 x 30	40 x 30	40 x 30
PTO (1000 rpm optional)	540 rpm	540 rpm	540 rpm	540 rpm	540 rpm	540 rpm
Approx. Weight c/w cross conveyor & ext. (Lbs.)	7,650	8,790	9,890	7,900	9,240	10,150
Cubic Ft. Level Capacity	300	350	420	350	420	510
Cubic Ft. Level Capacity (with 9" rubber extension)	available	available	available	410	470	570

Unless otherwise indicated, all dimensions are in inches with standard equipment installed.
Specifications subject to change without notice.
Certain features shown may be optional.



Single Screw Vertical Front View



Single Screw Vertical Side View




Quality Products Since 1968

Manufactured by:
Helm Welding (1983) Limited

Vertical TMR Mixer Feeders
"Stationary Vertical"

Standard Features

large diameter auger
with 5/8" thick flighting



3/4" adjustable hay
restrictor plates



some features shown may be optional



standard safety grate



adjustable knives for
more aggressive
mixing action

standard two speed
gearbox



standard side door
opening (right or left
side) with discharge
chute

- Manual door opener
- Planetary drive system with easily accessible service and maintenance lubricating
- Standard stands 17" high (14" under discharge chute)
- Tungsten coated knives
- Setup for 4 point scale system (Digi-Star or Weigh Tronix)

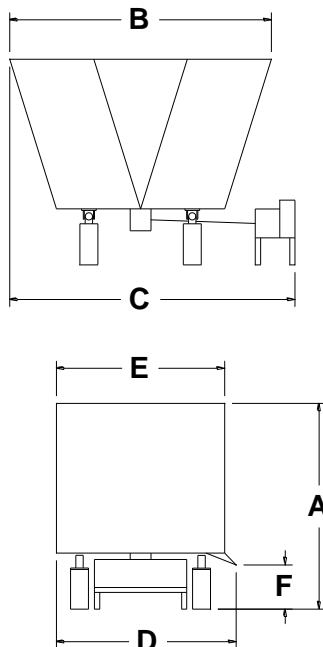
Options

- Upgrade to various electronic scale indicators and accessories
- Magnet in discharge chute
- Door opener options (manual, gear driven electric, hydraulic)
- Door opening position (left, right or opposite the drive)
- Higher stands (up to 48" under discharge chute)
- Stainless steel liner

Specification Table

MODELS	8210	8300	8350
A – Overall Height (with standard stands)	88"	88"	88"
B – Tub Length	112"	127"	136"
C – Overall Length	118"	133"	142"
D – Overall Width	80"	95"	102"
E – Tub Width	72"	87"	96"
F – Floor to Chute min. (with standard 17" stands)	14"	14"	14"
Scale System	4 - Point	4 - Point	4 - Point
Number of Augers	1	1	1
Tungsten Coated Knives (qty)	3	3	4
Auger Flighting (thickness)	5/8	5/8	5/8
Floor Thickness (excluding 5/8" support plates)	5/8	5/8	3/4
Hopper Wall (thickness)	1/4	1/4	1/4
Door Opening Width	24	24	24
Approximate Weight (Lbs.)	5150	6130	7270
Cubic Ft. Capacity (struck level)	210	300	350

Unless otherwise indicated, all dimensions are in inches with standard equipment installed.
 Specifications subject to change without notice.
 Certain features shown may be optional



Manufactured By:
 Helm Welding (1983) Limited
 Lucknow, Ontario, Canada

P: 519-529-7000
 F: 519-529-3260
www.lucknowproducts.com