



# EasyCut

Trailed disc mowers







# EasyCut

Trailed disc mowers



- Side- or mid-mounted drawbar
- Robust and fully welded cutterbar with and massive permanently lubricated sprockets
- Quick-change blades
- SafeCut INSIDE – impact protection for each individual disc
- SmartCut – blades overlap generously for stripeless cuts
- DuoGrip – double guidance and centre-of-gravity suspension
- Optimum ground pressure control from responsive and adjustable springs
- Steel tine conditioner with steep angle V-tines
- Roller conditioner with profiled rollers for intensive conditioning
- Cross conveyor belt for variable swath sizes







Versatile, variable, robust and practical – the EasyCut trailed disc mowers from KRONE

Model versions and specifications	4
The cutterbar	6
The discs	10
DuoGrip	14
CV steel tine conditioner	16
CRi roller conditioner	18
Cross conveyor belt	20
Double swathing	22
EasyCut – side-mounted drawbar and no conditioner	24
EasyCut – side-mounted drawbar and conditioner	26
EasyCut – mid-mounted drawbar and conditioner	28
Technical data	34





# The EasyCut model versions

Choice of various specifications

- Versatile and flexible in the field
- Variable specification
- Heavy-duty build
- Delivering to farmers' needs



## Side-mounted drawbar

This is the ideal configuration for working round and round without ever lifting the machine out of work or reversing – not even in awkward patches.



## Mid-mounted drawbar

These mowers run to the right or left side of the tractor. They are the ideal machines for large-scale farmers.



## V-steel tine conditioner

The pivoting V-shaped tines provide uniform conditioning across the full work width.



# Professional models for professional use

The trailed EasyCut disc mowers from KRONE meet a wide variety of needs and requirements which vary by country, region and harvest chain. KRONE provides an extensive product range that offers the largest choice of equipment so you can find the model and specification that is customized to your individual needs and requirements, for example by opting for the conditioner with V-shaped steel tines and wide distribution hood, the CRi roller conditioner, the cross conveyor belt or the hydraulic swath boards.



	Model line-up of trailed EasyCut disc mowers										
	2801 CV	2800 CRi	3200	3200 CV	3201 CV	3200 CRi	3210 CV	3210 CRi	3600 CV	4013 CV	6210 CV
Side-mounted drawbar	✓	✓	✓	✓	✓	✓			✓		
Mid-mounted drawbar							✓	✓		✓	✓
SmartCut cutterbar	✓				✓		✓		✓		
CV tine conditioner	✓			✓*	✓		✓		✓	✓*	✓*
CRi roller conditioner		✓				✓		✓			
Cross conveyor belt (option)				✓	✓	✓	✓		✓		
Hydr. swath board control (option)	✓	✓		✓	✓		✓				

\* Pivoting V-tines

## The roller conditioner

The full-width and chevron-profiled rollers interlock for superb treatment of leguminosae and other leafy crops.

## The cross conveyor belt

Some EasyCut machines can be specified with a cross conveyor belt and hydraulic swath board control in order to gather two swaths into one or placing two swaths next to each other.

## EasyCut 6210 CV

Using two independent conditioners, this high-capacity mower with mid-mounted drawbar produces perfect cuts at a 6.2 m (20'4") working width.




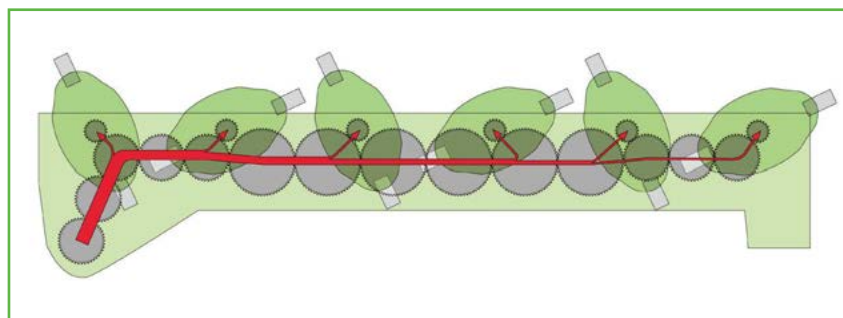




# The cutterbar

Rugged and well proven

- Fully welded and absolutely leak-proof
- All drive components are permanently lubricated
- Heavy-duty spur gears run in double bearings. Widely spaced bearings.



## The well-proven satellite driveline

A driveline of massive spur gears with up to 66 teeth transfers the power all the way down to the very last disc. The large-diameter gears rotate at reduced speeds, with a higher number of teeth meshing with the neighbouring gearwheels for even quieter running, ultimate efficiency and maximum longevity. The auxiliary gears drive one disc each and as a result are exposed to only minimum loading. The discs are arranged in a forward position, which leads to a substantial blade overlap, which in turn leads to perfect cuts.

## Powerfully interlocked

Large-diameter gears with truncated teeth offer greater efficiency as a larger number of teeth is in mesh at any one time.



# Leak-proof and heavy-duty

The KRONE EasyCut disc mowers provide the cleanest and most accurate cuts. The enclosed and fully welded cutterbar operates dependably and leak-free over many years of hard work. Massive and oil-immersed spur gears ensure quiet and reliable running in sustained peak-load operation. All EasyCut mowers feature wide flotation skids, which protect both the cutterbar and the turf. All blades feature the standard quick-change system.



## Heavy-duty and leak-free

The cutterbars from KRONE are fully welded by advanced robot and CNC technologies that achieve the highest-quality build. After all, the cutterbar is the heart of a disc mower.



## Smart by design

The cutterbar and the conditioner share the same gearbox which is arranged right behind the inner top hat – for blockage-free operation on the headland and in awkwardly shaped fields.



## Maintaining the speed

The drive power flows down drive shafts and gears, an efficient driveline that offers great advantages in heavy crops and at wide working widths. The main gearboxes on all trailed EasyCut mowers are designed to combine with a 1,000 rpm pto.

# The cutterbar

In best shape

- Wedge-shaped profile for clean cuts
- SmartCut – generous blade overlap for optimum crop flow
- Swathing or spreading

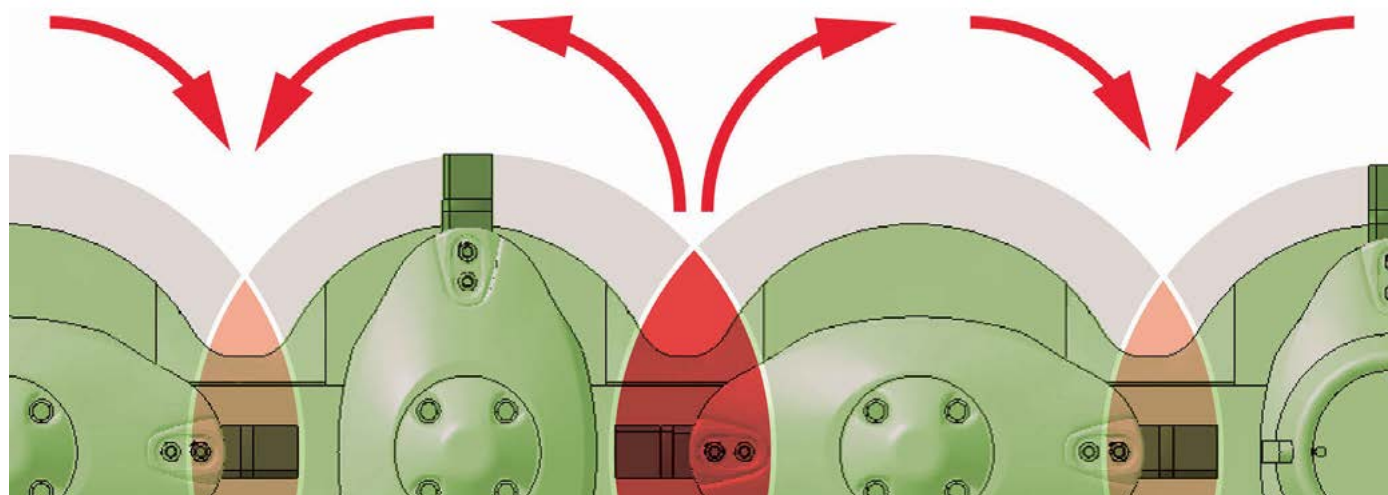
i



## Forget about stripes

With some discs turning in pairs towards each other and others away from each other, it was necessary to redesign the degree of blade overlap to ensure cleanest cuts. Therefore we increased the overlap between those discs that

turn outwards. This way you achieve stripeless cuts in light and young material. In addition, the blades turning to the rear are set further apart to encourage a smooth flow of large volumes of crop.

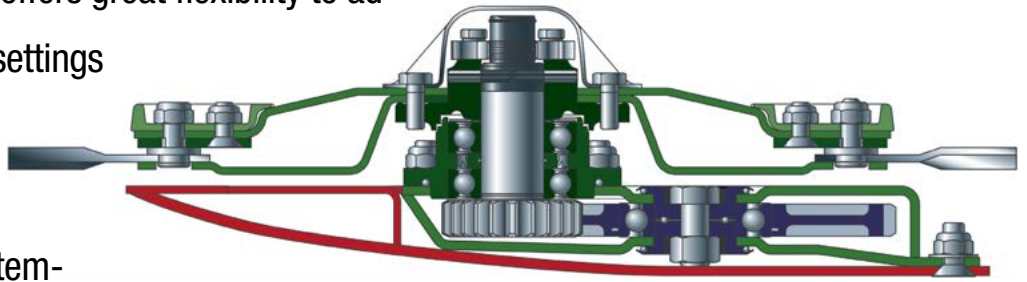




# Cutting edge!

The wedge-shaped cutterbar offers great flexibility to adjust through a large range of settings and leave a short stubble in meadows and pastures as well as long stubble in long-stemmed field crops. EasyCut cuts blockage-free and clean.

Benefitting from massive double spur gear bearings that are spaced at large gaps, the cutterbars are heavy-duty and hardwearing.

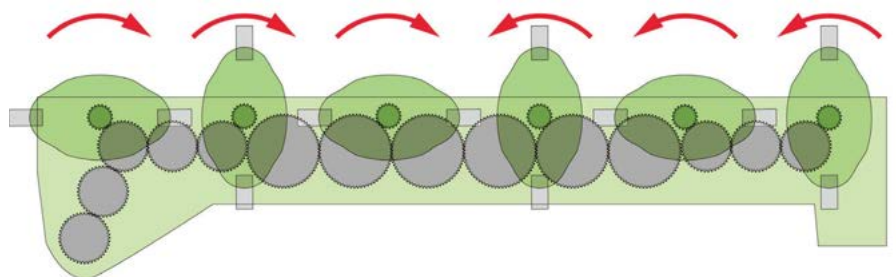


## Convenient

The spur gears are arranged in a forward position and eccentrically inside the gearbox right under the discs. The smaller-diameter auxiliary spur gears are removed from the top whereas the large-diameter gears in the main driveline are removed from the side.

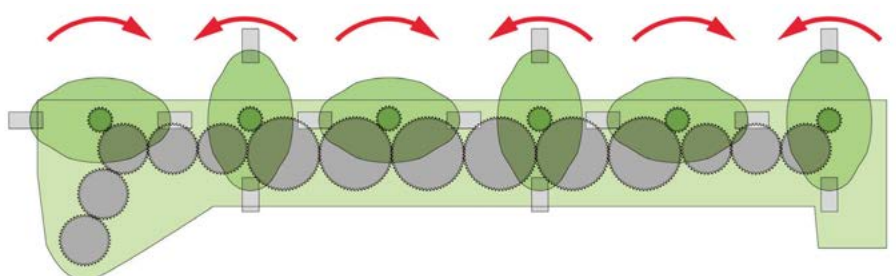
## Swathing

The eccentric bearings are positioned in such a way that the discs turn inwards, feeding the material to the middle for the tractor to straddle the swath.



## Spreading across the full width

The EasyCut models, with discs spinning in the 'B' sense of rotation, spread the material across the machine width. All discs spin in pairs. Material that is spread across the full machine width will dry faster and more evenly.





# The discs

Perfect in every detail

- Quick-change blades
- Replaceable blade attachment pins and wear parts
- Minimum blade wear  
360° blade action
- Excellent cuts  
Optimum blade overlap
- Extra wide and hardened skids

i



## Floating skids

Made from hardened steel, the extra wide skids reduce the ground pressure and hence offer effective protection of both the cutterbar and the sward. By the way, the skids are bolted to the mower bed and are therefore very easy to replace.



## Longer stubble

High-cutting skids are the solution for those who want 80mm (3") and longer stubble. Depending on how the skids are bolted to the bed, the cutting height increases by 30-50 mm (1.2" - 2").



## Thorough protection

We welded curved stops between the individual skids to protect the cutterbar from damage and we also contoured the underside of these stops so no material can collect here. As a result, the material flows smoothly to the rear.





# Saving time and money

At KRONE, developing a machine means translating user ideas, suggestions and demands into dependable hardware.

This is how we designed and developed our trailed mowers. Their unique strength and stability, the quick-changing blades, inexpensive wearing parts and above all, their superior work quality are just some of the reasons that speak for a KRONE disc mower.



## Quick and easy blade change

Quick-change blades are a must for many users and so we cut the change down to a few seconds.

## Minimum wear

With the blades being free to spin through 360° on their pins, they are hard-wearing and self-cleaning, well protected and will not foul with the blades on the neighbouring discs.



## Cost saver

Worn blade pins and wear parts are not an issue for KRONE EasyCut, where each part can be replaced individually. Upon special request, the blade pins may be substituted with threaded bolts.

## Cleanest cuts guaranteed

118 mm blades with set blades orbit with a generous overlap, producing the typically clean cuts and feeding the material to the rear in a consistent and smooth flow.





# SafeCut

## Cutterbar protection

- Full driveline protection
- Neighbouring discs will not collide
- Wear-free
- Quick roll pin change, minimum costs

i




### Full protection

Orbiting within the sphere of the mower bed and never protruding beyond the skids, the EasyCut discs benefit from two-fold protection in addition to the standard-fit SafeCut shear-off system.

### An ideal system

As the discs are spinning, they place no load on the roll pins, because the bearings are tensioned by a nut and two clamping screws. As a result, the roll pins do not suffer from material fatigue and even after many hours of operation they will break only at their inbuilt load level.





# SafeCut – shear off and jack up




The situation is familiar to every farmer – a disc hits a foreign object, gets damaged and needs replacing. In this situation, KRONE SafeCut offers a maximum of protection. SafeCut is a base specification feature on EasyCut disc mowers.



## Peace of mind

Instead of transferring the full shockload to the spur gears, the roll pin in the sprocket driveshaft breaks when there is a momentary overload. The pinion shaft continues spinning, jacking up the disc in question and the disc moves out

of the risk zone and the orbit of the neighbouring discs. This way SafeCut prevents damage to the spur gears and the neighbouring discs. Replacing the roll pin takes a few minutes and is not very costly.





# DuoGrip

For perfect control

- The DuoGrip system – centre-of-gravity suspension and linkage control
- Uniform ground pressure across the entire work width
- Excellent guidance  
Less lateral drag, clean cuts
- Short and high-strength beam

i



## Well balanced

DuoGrip allows the EasyCut mowers to deliver particularly clean and tidy cuts whilst protecting the sward. Suspended in their centre of gravity and pulled by a short arm, the mower operates at a consistent

ground pressure across the entire work width. Two parallel steering rods give additional guidance by absorbing any side draft, improving the guidance, and increasing the overall stability.





# Intelligent suspension and control

At the heart of high-quality forage is a perfect and clean cut, which in turn is down to the specific design of the mower and its suspension and control system. The KRONE DuoGrip system not only suspends the mower in its centre of gravity but also provides lateral guidance, allowing the cutterbar to follow the ground contours even more accurately for more protection to the sward and high-quality forage even in difficult conditions.



## Variable ground pressure

Adjustable coil springs provide quick and optimum adaptation to all conditions. The system stands out for its large choice of setting options and convenient handling.



## Quick and easy

This crank controls the cutting height. EasyCut 2801 CV and EasyCut 3201 CV may be specified with an optional hydraulic ram, which tilts the mower as it crosses tramlines and runs through dips.



## Adaptive

The mower pivots in a double frame for full up/down travel to avoid obstacles and follow ground undulations. The system's response is controlled by spring tension. The higher the tension of the springs, the more responsive is the system.



## An ideal system

A huge vertical travel allows the cutterbar to adapt to ground contours. Pivoting in its double frame, the mower closely follows the ground – delivering clean forage and protecting the sward.

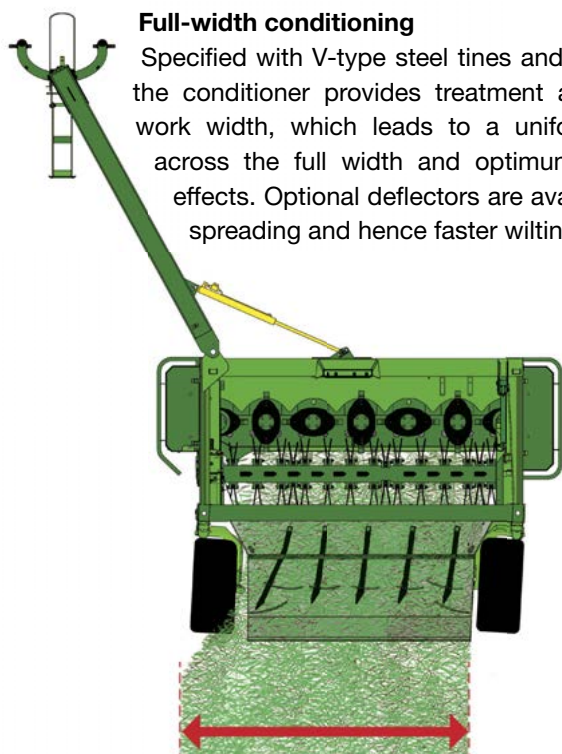


# CV steel-tine conditioner

The specialist for quality forage

- Easy and quick operation
- Optional deflectors spread the material across the full width
- Infinitely variable swath widths
- Mechanical gearbox, variable conditioning intensity

i



## Full-width conditioning

Specified with V-type steel tines and a baffle plate, the conditioner provides treatment across the full work width, which leads to a uniform crop flow across the full width and optimum conditioning effects. Optional deflectors are available for wide spreading and hence faster wilting



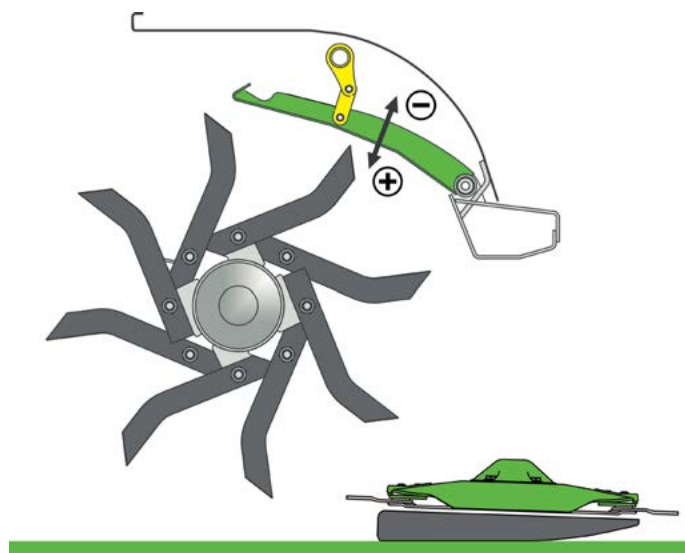
## As you like it

The optional deflectors with pin/hole setting system adjust to any angle. Choose between narrow swathing in wet and boggy terrain or spreading when rapid drying is the priority.



# High-power & high-efficiency Intensive conditioning

The high-performance KRONE CV steel conditioner with aggressive V-tines spreads the crop at the full working width. Its massive 640 mm (2'1") diameter rotor and its helical arrangement of the tines warrant a continuous crop flow, high intakes and superior conditioning.



## Firm grip on the crop

Made from hardened steel and mounted at a steep angle, the V-shape steel tines give intensive treatment and powerful action. The tines pivot to break back when they hit an object whereas their restricted forward angle increases the pivot pin's longevity.

## Intensive conditioning

The standard-fit baffle plate on the CV conditioner adds to the conditioning effect of the tines.



## Two in one

Cutterbar and conditioner share the same gearbox. The integral mechanical gearbox that drives the CV conditioner offers two speeds – 600 rpm and 900 rpm.



## Heavy duty

EasyCut 3201 CV and 3600 CV feature an extremely heavy-duty driveline to the cutterbar and conditioner rotor. We also installed cooling fins to keep the oil temperatures low and ensure dependable operation in the heaviest crops.



# CRi roller conditioner

## A gripping system

- Consistent crop flow by 25 cm (10") diameter rollers
- High throughput from powered crop processor rollers
- Top quality from profiled rollers – meshing effect
- Great longevity from polyurethane coating

i

### Full-width conditioning

The CRi rollers are full-length and single-piece, which suggests uniform treatment across the full working width. Thanks to stepless adjustment of roller clearance and pressure, the system easily adjusts to the current crop yield and variety. The polyurethane coating offers lasting resistance to abrasion and wear.

### Very grippy:

The large-diameter and chevron-profiled conditioner rollers interlock to crimp, rub and crush the crop at great intensity.





# The specialist in Lucerne

Such delicate and broad-leaved crops as Lucerne are best conditioned by the interlocking KRONE CRi roller conditioner, which features two chevron profiled rotors for gentle treatment of the delicate leaves whilst crimping the stems for faster and more uniform wilting.



## **250 mm (10") in diameter**

The massive CRi rollers ensure a smooth and unobstructed crop flow whilst reducing tractor power.



## **Frictional connections**

The drive power to the roller conditioner flows directly and slip-free via gearboxes. The gears that drive the bottom roller are integrated in the cutterbar gearbox behind the left top hat.



## **Two gearboxes are standard**

The top roller is also actively driven by a separate gearbox on the right end of the cutterbar and is synchronized with the bottom roller.





# Swathing cross conveyor belt

Two into one will go

- Separate on-board hydraulic drive
- Infinitely variable spreading width
- Belt shuts automatically on/off during lower/lift
- Conditioner tray for a tidy crop feed

i



## The all-round machine

The trailed EasyCut disc mower conditioners with cross conveyor belt suit a wide range of applications. Being true all-round machines, they operate with and without the belts. When the belts are out of work, the mower produces either

wide or compact single swaths. With the belts in work, they feed the material on or next to the existing swath, forming a double swath that is easily picked up by the following harvester.





# Completing three passes in one operation

## Mowing, conditioning and swathing

The hydraulic cross conveyor belt which is available for some of the trailed models saves time, reduces the number of passes and minimises compaction. By feeding the crop to the swath without it contacting the ground, this system guarantees particularly clean forage.



### Uniform and consistent crop feed

The 91 cm wide cross conveyor belt with bolted bars feeds the crop consistently to the side, producing particularly uniform swaths that are very easy to pick up by the following harvester. An on-board hydraulic system (oil reservoir, pump and hydro motor) powers the belt and eliminates any hydraulic input from the tractor. The belt stops and restarts automatically when the mower lifts and lowers out of and back into work. Varying the belt speed infinitely variably varies the width of the swath.



### Effective throw

The conditioner tines on a mower with cross conveyor belt not only condition the crop but also feed to the belt. To increase the efficiency of the throw, the spaces between some tines is covered and an a steel tray under the tines ensures no crop is lost on its way to the cross conveyor belt.



# Double-swath presentation

Versatile and flexible

- Three double-swathing options
- Cross conveyor belt on the rear mower
- Use in combination with a front mower
- Hydraulic swath boards



## Robust

Strong beams suspend the cross conveyor belt for ultimate stability in heavy crops, uneven fields and on slopes. They simply raise the unit out of work for preparing single or wide swaths.

## An ideal system

The belt is raised by a single-acting ram and shut off by a reversing valve, which also reactivates the belt as this is lowered back into work.

## Operator comfort

The operator changes belt speed conveniently from the cab by operating a dial, which controls the throw of the crop and places it on top of or next to the existing swath.





# Hydraulic swath boards

In combinations made up of a trailed mower with a cross conveyor belt and a front mower, the cross conveyor belt can prepare a double swath in one single pass. It places the material on or next to the existing swath that was produced by the front mower, thereby eliminating the tedder and rake passes and boosting harvest efficiency, saving time and money.



## 1. + 2. Variable placement

Some trailed mowers can be specified with optional hydraulic swath boards. These adjustable boards tighten the crop flow and swath the material to the right or to the left depending on the current angle. Depending on the mower model it is possible to produce swaths that match 3-3.80m (9'10" - 12'6") pick-ups.



## Perfect double swaths

The long and pivoting swath boards tighten the material flow and present a fluffy swath.



## As you like it

The two swath boards are controlled by a shared linkage system and a double-acting ram that synchronizes action to the right or left.



## Convenient control

The operator uses this electric control box to adjust the swath boards and move the drawbar from work into transport position.



# EasyCut

EasyCut with side-mounted drawbar and no conditioner

- Light pull
- Ideal for low-horsepower tractors – compact and light pulling, less load on the rear axle
- Working round and round, the swivel gearbox turns on the spot
- DuoGrip centre-of-gravity suspension
- Strong V-frame
- Depth control is convenient from a crank



## Appropriate

The V-shaped frame of the EasyCut 3200 model with side-mounted drawbar is robust and compact. Its generous ground clearance makes for plenty of vertical travel. Suspended in its centre of gravity and linkage controlled, the cutterbar swings back and up through a large angle to avoid obstacles, leaving a clean surface even in undulating terrain and ensuring not a haulm is lost. The drive power flows down drive shafts and through a massive right-angle gearbox behind the inner top hat.

## Cutting at an optimum height

The cutting height is adjusted on a threaded spindle and it takes just a minute to adjust the machine perfectly to the current conditions. The cutterbar's ground pressure is set by tensioning the coil springs.







# EasyCut 3200

Are you looking for a powerful trailed mower without conditioner that works at a width of about 3 m (9'10")? Then the KRONE EasyCut 3200 with DuoGrip centre-of-gravity suspension is the machine for you. This mower stands out for an extremely low power input, maximum stability as well as a superior level of specification and operator comfort.



## High operator comfort and light pull

The trailed EasyCut 3200 without conditioner impresses by its superior performance, very light draft and good ride qualities. Compared with a mounted mower, the trailed machine reduces the load on the tractor's rear axle and its hydraulics. As another plus, it offers a much lower transport height and hence better road safety. The transport width is 3 m (9'10").



## Very nimble

Equipped with side-mounted drawbar and pivoting gearbox, the unit cuts around any bend. The two-point headstock attaches to the height-adjustable link arms – although the floating drawbar has become the preferred choice of attachment in some countries.

## Easy maintenance

The curtain folds up to give easy access to the discs for cleaning and convenient blade replacement – a compact design that offers superb accessibility allround.

## Minimum space

Running inline behind the tractor, EasyCut 3200 does not exceed the statutory 3 m (9'10") transport width, gives plenty of ground clearance and is approved to 40 km/h (25 mph) maximum speed. This is the machine to travel quickly between sites.



# EasyCut

With side-mounted drawbar and conditioner

- Compact design
- Extremely agile, tighter than 90° angles
- Turns on the spot – ideal for round and round work
- EasyCut DuoGrip centre-of-gravity suspension
- EasyCut 3600 CV – approx. 3.40 m (11'2") transport width



## Mowing round and round without stopping

The trailed EasyCut mower with side-mounted drawbar cuts around every corner and turns on the spot, thanks to the pivoting gearbox and the short drawbar. No need to reverse in corners.

## The pivoting gearbox

The main driveshaft does not angle when travelling through bends for an extended service life. To increase the service life of the driveshaft. In addition, the torque of the swivel gearbox helps absorb the side-thrust and ensures quiet running and positive tracking.

## Sure footed

As the machines operate on soft ground and slopes, they run on 15.0/55-17/10 tyres that provide light treading to protect the turf. Mounted at a 3° angle, the wheels effectively roll in direction of travel without pulling to the side.







# EasyCut 2801 CV, 3201 CV, 3600 CV, 2800 CRi, 3200 CV, 3200 CRi

The trailed and powerful EasyCut disc mowers with side-mounted drawbar have proven extraordinarily well all over the world. Compact by design, these machines feature a robust double frame and a side-mounted drawbar for mowing round and round.



## Capacity to the max

The trailed EasyCut disc mower with side-mounted drawbar and swivel gearbox gives you the flexibility of mowing round and round without lifting the machine out of work, without reversing and without ever stopping. The short drawbar makes for a compact combination that gives excellent rides and caster.



## Convenient and fast

Move the mower hydraulically into work or transport position from the comfort of your seat. The swivel ram mounts in a number of different positions, which enable the operator to utilize the full track width of the pulling tractor.

## Plenty of ground clearance

Single-acting rams raise the double frame and the mower for road transport and also to cross a swath. A tap locks the rams during road transport.

## Swift 40 km/h road transport

Not exceeding the statutory 3 m transport width, EasyCut 2800 CV/CRi, 3200 CV/CRi and 3201 CV do not require special permission to travel on public roads.





# EasyCut

Featuring mid-mounted drawbar and conditioner

- Cutting to the left and right
- Ideal for up and down operation in any direction
- Enormous agility thanks to swivel gearbox
- DuoGrip centre-of-gravity suspension
- EasyCut 4013 CV 3.86 m (12'8") transport width



## Up and down operation

The mid-mounted pivoting drawbar allows matching up in either direction, a method that produces forage of a consistently high quality and dry matter contents. There is no need of harvesting in beds and you always

exploit the full work width when using a front mower. As another advantage animals are not trapped in the field but are driven out to the side.







# EasyCut 3210 CV, 3210 CRi, 4013 CV

Ideal for up and down operation, these high-capacity trailed disc mowers from KRONE with mid-mounted drawbar cut at widths of 3.14 m (10'4") and 4 m (13'2"). Both units feature a standard conditioner. All central drawbar versions feature the full-width CV and CRi conditioners as standard.



## Powerful driveline

The swivel gearbox on the drawbar makes for tightest turns. The angle between the tractor and the gearbox does not change, which suggests a long service life.

## Convenient

The pivoting stand and the convenient drive shaft holder and hydraulic hoses make attachment and removal a quick affair.

## Changing sides

The double-acting ram swings the mower over to the other side in up and down operation and swings it centrally behind the tractor into transport position.



## Frictional connections without belts

The drive power flows via overload protected gearboxes and drive shafts to power the cutterbar and conditioner. Two swivel gearboxes optimize the flow down the drive shafts.

## Swift

The mower lifts and moves hydraulically into the middle for transport on public roads. This position gives plenty of ground clearance when crossing deep ruts and swaths.

## 40 km/h roads travel

Measuring a maximum transport width of 3.00 m (9'10"), EasyCut 3210 CV and 3210 CRi are approved for travel on public roads.





# EasyCut

Featuring mid-mounted drawbar and conditioner

- The middle drawbar swings the mower to either side
- Pivoting gearbox provides a huge swivel range
- Two cutterbars for superior contouring
- Selectable CV steel tine conditioner 600/900 rpm
- Adjustable wide-distributing hood



## Take your pick

EasyCut 6210 CV cuts to the right or left of the tractor. The changeover is straightforward indeed. Simply swing the drawbar to the other side as you do the headland turn and match up with the previous pass without mowing in beds. The tractor is not running in standing

crop so that clean and loss-free cuts are guaranteed. This way you always use the machine to potential and, in combination with a front-mounted mower, at full width capacity. In sloping fields, it allows the tractor to run always on the hillside.





# EasyCut 6210 CV – one machine, two conditioners



A 6.20 m (20'4") working width and a central drawbar make EasyCut 6210 CV one of the most effective trailed mowers on the market. These machines stand out for superior efficiency, maximum stability as well as an advanced level of specification and operator comfort. The CV high-capacity conditioner produces best quality forage.



## Excellent ground following

Two cutterbars in a staggered arrangement rather than one full-width cutterbar operate independently of each other and follow every ground contour.



## Cleanest sweeps

The offset cutterbars and overlapping blades give cleanest cuts both in undulating terrain and when travelling around bends.



## DuoGrip

Each mower pivots in its centre of gravity and trails in a double frame. The ground pressure is maintained across the full work width and is controlled by adjusting the tension springs on the pivoting arm.



## Cutting height control

Cranks set the cutting height steplessly and separately on each unit.



## Fast wilting

Pivoting V-steel tines condition the forage across the full work width at 600rpm or 900rpm (mechanical gearbox). Optional deflectors are available to spread the material across the full width.



## In any direction

The mid-mounted drawbar swings hydraulically to either side of the tractor. The double acting ram gives dependable control even in the most difficult conditions.





## Enthusied by perfection

EasyCut 6210 CV, the disc mower that delivers technology, functionality, smooth handling and ultimate convenience. This is the machine for high-power standard tractors, which has starred in contracting applications. Featuring a robust double frame, powerful conditioners, and wide tyres, this is the equipment that delivers – no matter how demanding the conditions.



### Turn on the spot

The swivel-head gearbox (1,000 rpm) on the two-point headstock provides the flexibility to turn through 90° and larger angles while the main driveshaft does not move, allowing drive power to flow vibration-free to the cutterbar.



### Direct driveline

The position of the gearboxes on the machine allows using short driveshafts. As a result, the driveline is vibration-free and there is nearly no wear at all.



### Light treading and easy pulling

The EasyCut 6210 CV models run on oversized wheels and 500/45-22.5 tyres in standard configuration. These have proven best in soft terrain.







### Time is money

Although high work rates are the priority for contractors, travel time is another important cost factor. EasyCut 6210 CV is a swift road machine that travels at 40 km/h (25 mph). The robust running gear with air brake system and the large-diameter wheels translate into excellent road safety and operator comfort. The large warning panels and road lights provide safety at dawn and at night.



### Wide work widths or narrow transport widths

It takes just a few seconds to swing the machine from work into transport position and vice versa. There is no need to leave the tractor. It does not take a sophisticated system to control the semi-mounted chassis and its hydraulic ram. A 2.99 m (9'10") transport width and 15.0/55-17 tyres ensure this high-capacity mower provides superior rides without requiring special permission for public roads.







# Technical Data

## Trailed EasyCut disc mowers

		EasyCut 2801 CV	EasyCut 2800 CRi	EasyCut 3200	EasyCut 3200 CV	
Drawbar attachment		side-mounted	side-mounted	side-mounted	side-mounted	
Work width	approx. m	2,73 (8'11.5")	2,71 (8'10.7")	3,16 (10'4.4")	3,14 (10'3.6")	
Transport width	approx. m	2,56 (8'4.8")	2,56 (8'4.8")	3,00 (9'10.1")	3,00 (9'10.1")	
Standard cutterbar		–	Standard	–	Standard	
Cutterbar with SmartCut cutterbar		Standard	–	Standard	–	
No. of discs		4	4	5	5	
No. of top hats		2	2	2	2	
SafeCut shear-off protection		Standard	Standard	Standard	Standard	
Quick-changing blades		Standard	Standard	Standard	Standard	
High-cutting skids		Option	Option	Option	Option	
Conditioner		V-tines	rollers	–	V-tines*	
Rotordurchmesser	approx. cm	64 (2'1.2")	–	–	64 (2'1.2")	
Walzendurchmesser	approx. cm	–	2 x 25 (9.8")	–	–	
Conditioner speed	rpm	600/900	850	–	600/900	
Conditioner width	approx. m	2,05 (6'8.7")	2,05 (6'8.7")	–	2,50 (8'2.4")	
Cross conveyor belt		–	–	–	Option	
Tyre size /work position		15.0/55-17/10 PR	15.0/55-17/10 PR	10.0/75-15.3/8 PR	15.0/55-17/10 PR	
Tyre size /transport position		15.0/55-17/10 PR	15.0/55-17/10 PR	15.0/55-17/10 PR	15.0/55-17/10 PR	
Area output	approx. ha/h	3,0 - 3,5	3,0 - 3,5	3,5 - 4,0	3,5 - 4,0	
Input power	approx. kW/hp	51/70	51/70	59/80	59/80	
Pto speed Standard (rpm) 1,000 rpm		Standard	Standard	Standard	Standard	
Pto speed Standard (rpm) 540 rpm		Option	Option	Option	Option	
1 sa & 1 da spools		1 x sa 1 x da	1 x sa 1 x da	1 x sa 1 x da	1 x sa 1 x da	
Air brake		–	–	–	–	

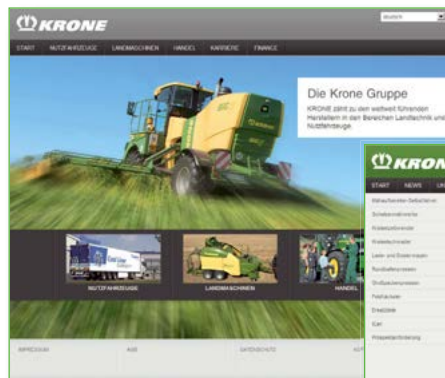
Specifications, weights and dimensions herein do not necessarily comply with standard specifications and are therefore not binding.

\* Pivoting V-tines



	EasyCut 3201 CV	EasyCut 3200 CRI	EasyCut 3210 CV	EasyCut 3210 CRI	EasyCut 3600 CV	EasyCut 4013 CV	EasyCut 6210 CV
	side-mounted	side-mounted	mid-mounted	mid-mounted	side-mounted	mid-mounted	mid-mounted
	3,16 (10'4.4")	3,14 (10'3.6")	3,16 (10'4.4")	3,14 (10'3.6")	3,55 (11'7.8")	4,00 (13'1.5")	6,20 (20'4.1")
	3,00 (9'10.1")	3,00 (9'10.1")	3,00 (9'10.1")	3,00 (9'10.1")	3,41 (11'2.3")	3,86 (12'8")	2,99 (9'9.7")
	–	Standard	–	Standard	–	Standard	Standard
	Standard	–	Standard	–	Standard	–	–
	5	5	5	5	6	5	10
	2	2	2	2	2	4	4
	Standard	Standard	Standard	Standard	Standard	Standard	Standard
	Standard	Standard	Standard	Standard	Standard	Standard	Standard
	Option	Option	Option	Option	Option	Option	Option
	V-tines	rollers	V-tines	rollers	V-tines	V-tines*	V-tines*
	64 (2'1.2")	–	64 (2'1.2")	–	64 (2'1.2")	64 (2'1.2")	64 (2'1.2")
	–	2x25 (9.8")	–	2x25 (9.8")	–	–	–
	600/900	850	600/900	850	600/900	600/900	600/900
	2,50 (8'2.4")	2,50 (8'2.4")	2,50 (8'2.4")	2,50 (8'2.4")	2,90	2,50 (8'2.4")	2x2,50 (2x8'2.4")
	Option	Option	Option	–	Option	–	–
	15.0/55-17/10 PR	15.0/55-17/10 PR	15.0/55-17/10 PR	15.0/55-17/10 PR	15.0/55-17/10 PR	15.0/55-17/10 PR	500/45-22,5
	15.0/55-17/10 PR	15.0/55-17/10 PR	15.0/55-17/10 PR	15.0/55-17/10 PR	15.0/55-17/10 PR	15.0/55-17/10 PR	15.0/55-17/10 PR
	3,5 - 4,0	3,5 - 4,0	3,5 - 4,0	3,5 - 4,0	4,0 - 4,5	4,5 - 5,0	7,0 - 8,0
	59/80	59/80	59/80	59/80	66/90	74/100	101/160
	Standard	Standard	Standard	Standard	Standard	Standard	Standard
	Option	Option	Option	Option	Option	Option	Option
	1 x sa 1 x da	1 x sa 1 x da	1 x sa 1 x da	1 x sa 1 x da	1 x sa 1 x da	1 x sa 1 x da	3 x da
	–	–	–	–	–	–	Standard





Discover the world at KRONE and browse through our website pages to find facts and figures and also new developments plus a wide range of services. Explore our website and find out how versatile the KRONE world is.



## News

Click here to find up-to-the minute information about KRONE – from new product presentations to show reviews. Here you are at the pulse of KRONE life.



## Service

Here you find all the service information you require – from a point of contact at the factory to finance schemes for your KRONE machine as well as training schemes for staff and users.



## Products

Find extensive information on our full product range. This section holds everything you need – from video clips to manuals.



## Download Center

Are you looking for a KRONE calendar for your desktop or a smart picture for your presentation? Here, at the KRONE download center, you will find plenty of useful material for a wide range of projects.



## Sales organisation

Here you find a distributor in Japan as well as your local KRONE dealer who will be pleased to support you. This is where you find your KRONE partner who will be pleased to assist you.



## Used Machinery

KRONE often has a wide range of demonstration or exhibit machinery on offer. This is a good site to find your KRONE machine. Then contact your local KRONE dealer to arrange the details of a potential purchase.



## Jobs

Would you like to join our company? KRONE is often looking for diligent and motivated staff to work at our farm machinery factory as well as at our commercial trailer production plant. So, this section is always worth a visit.



## Parts

24/7... This service gives you the opportunity to find your KRONE part at any time and without waiting. The KRONE Agroparts Portal has an article number and exact description for every part. You can order the part instantly at your local KRONE dealer by sending an e-mail to Agroparts.



## Media center

The KRONE 'database' holds thousands of documents, pictures, test reports and much more. Here you find very detailed information on KRONE products that are of special interest to you.



## KRONE shop

Are you looking for a gift or are you a collector of farm models? Then you should definitely shop around at our KRONE shop. We take your orders at any time of the day.



## Events

Are you in for a KRONE live experience? Check out for KRONE events and look at a machine on show or watch it during a demonstration. After all, there is little that is more effective than a hands-on experience.

### Your KRONE dealer

### Maschinenfabrik Bernard KRONE GmbH & Co. KG

Heinrich-Krone-Straße 10  
D-48480 Spelle

Telefon: +49 (0) 5977.935-0  
Telefax: +49 (0) 5977.935-339

info.ldm@krone.de  
www.krone.de