


• AMPHIBIOUS • ALL SEASON • ALL TERRAIN • SIX PASSENGERS



The Most Versatile Off-Road Vehicles in the World



2016
Personal Utility Vehicles

EXTREME TERRAIN VEHICLE SOLUTIONS



ARGO is built to outperform in extreme, challenging terrains.

ARGO is dedicated to freedom and independence. Begin your next adventure with the amphibious, all season, all-wheel drive, off-road ARGO. Go wherever your dreams lead you – through virtually any terrain, over hills, water, ice and snow. Unsurpassed in versatility and reliability, the ARGO carries you, your friends and supplies to those far away and remote locations. With ARGO, go ahead and dare to dream.



NEW
NEW dual beadlock system provides added suspension with very low ground pressure for a smoother, more comfortable ride on rough terrain.



NEW
Stand out with ARGO's new Orange color – ideal for first responders and EMS personnel.



NEW
The new 12V / USB Power Outlet allows riders to charge phones, play digital media and utilize their GPS.



NEW
Ride-friendly seating features upgraded cushions and backrest with refined stitching and custom embossing of the ARGO logo.



NEW
The new entry step on all models makes getting in and out of the vehicle easier than ever. (Not applicable to 8x8 XT Models)



NEW
ARGO has launched a new Olive Gray color scheme to give riders more choice than ever before.

Optional Extras: Chain lubrication system to reduce maintenance. High torque transmission for better performance in extreme terrains.

Outdoor enthusiasts from hunters and fishermen to cottagers and resort owners all agree... ARGO is the best way to go!

Why ARGO?

ARGO GOES WHERE OTHERS CAN'T FOLLOW

- Exceptional mobility & strong construction
- Low ground pressure and traction to traverse all types of terrain from rock to muskeg to deep snow and ice
- Fully amphibious and can swim or ford water barriers **without any special vehicle preparation** – transport up to 4 passengers at a speed of up to 3 mph (5 kph)
- Integral skid plate & high ground clearance prevents bottoming out or hanging up on terrain obstacles

ARGO OFFERS UNMATCHED SAFETY ON LAND AND WATER

- Low center of gravity provides sure footing while climbing grades, going over rocks and crossing challenging terrain; allows 9" (225 mm) of ground clearance at center of vehicle
- Excellent stability on water

ARGO OFFERS "GREEN" MOBILITY

- Treads lightly and leaves no toxic traces behind
- Can cross the most fragile terrain with minimal impact on vegetation and substrates
- Engine and mechanical fluids are fully contained

ARGO OFFERS VERSATILITY AND DURABILITY

- You get more value from an ARGO because you can do more with it – ARGO combines many of the advantages you get from a snowmobile, 4x4 ATV, 6x6 UTV and a small boat
- ARGO's exceptional terrain capabilities and high altitude performance extends the range of places and seasons where vehicles can operate

NEW Dual Beadlock System Offers Greater Ride Comfort

ARGO's revolutionary dual beadlock system increases vehicle suspension which results in a smoother, more comfortable ride in challenging conditions. This new system also allows users to operate with tire pressure as low as 1 PSI. The beadlock upgrade has a number of rider friendly benefits including:

- Reduced shock loading to the vehicle in demanding environments
- Increased speed over rough terrain
- Safe operation even with a fully deflated tire, decreasing the need to change flat tires in the field
- Reduced driver fatigue increases productivity while on the job
- Reversible rims simplify track installation - wheel spacers are no longer required
- 30% stronger axles which increases the power and durability of the vehicle

NEW State-of-the-Art, Anti-Corrosion Paint System

ARGO has partnered with Henkel, a leading worldwide manufacturer of functional coatings to provide Bonderite® anti-corrosion paint solutions on all new vehicles. This cutting-edge, waterborne system provides uniform coverage on all metal parts, even in difficult-to-reach areas and meets all stringent environmental requirements. Additional anti-corrosion initiatives have also been implemented to further enhance and increase the longevity of your new ARGO.

Safety! ...always in Season!

Seat belts must be worn by all occupants if a ROPS is installed however, they must be unfastened before water entry. For safety, we recommend wearing approved helmets and eye protection. When operating in water, always wear approved Personal Floatation Devices. Always remain seated while in the ARGO.



ENVIRONMENTAL IMPACT: From the unique tread pattern of the tires to the low ground pressure, every ARGO model is designed to minimize its environmental footprint.



ARGO vehicles go from land to water without vehicle preparation!



The all season, all terrain ARGO provides safe transport across ice and snow.



Jim and Eva Shockey - world renowned hunters rely on ARGO vehicles. www.jimshockey.com



ARGO vehicles operate in deep snow and offer space for 4-6 passengers plus gear.



ARGO gets the work done around your home, cottage, farm or woodlot.

The rugged ARGO can tow, carry a load, and allows you to work in areas and terrain that are inaccessible. The ARGO is the perfect multi-passenger vehicle for wilderness exploration, scenic tours, photo safaris and everything in-between. Outfitters, lodges and ecotour operators can offer their customers a unique and reliable outdoor experience. The ARGO is also a proven performer for Public Sector, Utilities and Resource Management.



Tour operators, hunt clubs and outfitters use the reliable ARGO to go where others can't follow.



An ARGO equipped with a plow can be used to clear snow and perform additional tasks around the farm.



Property owners and hobby farmers enjoy the ARGO all year round - and the ARGO can pull a trailer weighing up to 2,000 lb. (907 kg)



The all terrain ARGO 8x8 transports personnel and equipment to remote accident sites and can evacuate the injured.



The ARGO can safely cross ponds or small streams with up to 4 passengers.



The ARGO provides safe and economical transportation for personnel and equipment.

NEW**Argo
Outfitter**

12" handrails for extra cargo storage

Mudflaps



Lighting package

Upgraded front and rear seat cushions

Interior lighting package

Removable, heavy duty hood rack

Dual bilge pump

Enhanced brushguard

WARN Power Winch

9" (229 mm) ground clearance

This 8-wheel drive amphibious off-road vehicle is powered by a 30 hp (23.1 kW) Kohler Aegis LH 775, 4 cycle OHV V-Twin, petrol, liquid cooled engine. The new ARG OUTFITTER 8x8 is a hunter's dream come true and is specially designed for hunt camp operators, lodge owners and big game guides who traverse the world's toughest terrains.

For complete information on the ARG OUTFITTER 8x8 visit our website at www.ARG Oxtv.com/argo-outfitter.

Special Features

- Angle mounted, four gun Sure Grip gun rack
- Dual rear entry steps
- Dual bilge pump
- Heated passenger and driver hand grips
- 12V / USB power outlet

NEW**Argo
Scout**

Removable, 2-position fold down rack for extra cargo storage

Single entry step



Upgraded front and rear seat cushions

Interior lighting package

Removable, heavy duty hood rack

Dual bilge pump

Enhanced brushguard

WARN Power Winch

Lighting package

9" (229 mm) ground clearance

This 6-wheel drive amphibious off-road vehicle is powered by a 4-stroke OHV V-Twin air cooled 694cc, 19 hp (14.2 kW) or 747cc, 23 hp (17.2 kW) Kohler Command Pro engine. Customized with an Infinity Camo shell for hunters and outdoorsmen who require greater stealth in the woods, the new ARG O SCOUT 6x6 is powerful, reliable and as tough-as-nails. With ample cargo storage, you can head out to explore remote hunting grounds, tackle tight woods, rocky canyons, marshy bogs, or whatever dares to cross your path, secure in the knowledge that the ARG O SCOUT 6x6 will get you to your prime spots and back.

Special Features

- Single entry step
- Dual bilge pump
- 12V / USB power outlet

For complete information on the ARG O Scout 6x6 visit our website at www.ARG Oxtv.com/argo-scout-6x6.

For all vehicle configurations, rubber tracks are available for better traction in soft terrain or snow.

Appearance and specifications subject to change without notice. Vehicles shown with optional accessories. See specification page and [ARG Oxtv.com](http://www.ARG Oxtv.com) for more details.

Argo 8x8 750 HDi

Overview

The ultimate machine for those who don't like compromise solutions! This ARGO has it all – a powerful yet quiet, liquid cooled, fuel injected engine, efficient ADMIRAL steering transmission and large 25" (635 mm) wheels combine to give this machine great top speed handling and best-in-class extreme terrain capability while carrying its full payload. It is equally well-suited for hard work and hard play.

Features

- Innovative triple-differential ADMIRAL transmission with independent steering brakes
- Optional high torque transmission for extreme terrain performance
- Increased steering efficiency for more and constant power to the wheels
- Electronic Fuel Injection provides:
 - Increased fuel efficiency
 - Reliable cold weather starting
 - Improved high altitude performance
 - On-board diagnostics
- Large rear cargo capacity
- Long wheel base for increased ride comfort over rough terrain
- Large triple-sealed outer axle bearings
- Front and rear bearing extensions
- 8-wheel traction with low centre of gravity for extra stability
- Electronic ignition
- Self-adjusting hydraulic brakes with vented discs
- Low emissions

NEW

Ride friendly seats, USB Power Outlet, Entry Step

Argo 8x8 750 HDi

SPECIAL EDITION

EU
VERSION
AVAILABLE*

This Special Edition 8-wheel drive amphibious off-road vehicle is powered by a 4-stroke OHV V-Twin liquid cooled 748cc, 30 hp (22 kW) Kohler Aegis LH775 engine with fuel injection. It has a load capacity of up to 1,000 lb. (454) kg on land or 850 lb. (386 kg) on water, can transport 6 passengers on land, 4 on water and features a towing capacity of 1,800 lb. (816 kg).

Overview

This top-of-the-line extreme terrain vehicle features a powerful yet quiet, liquid cooled, fuel injected engine, efficient ADMIRAL steering transmission and large 25" ARGO wheels. This exciting machine easily navigates in thick mud, flooded areas or water while carrying or hauling all the equipment and gear you need.

Special Features

- 3-way adjustable suspension seating with rear grab handles
- High / low beam headlights
- Front-mounted horn
- 7-pin electrical trailer connection
- Entry step
- Signal / side marker lamps
- Side view mirror
- Heavy duty alternator
- Optional ROPS with seat belts

This 8-wheel drive amphibious off-road vehicle is powered by a 4-stroke OHV V-Twin liquid cooled 748cc, 30 hp (22 kW) Kohler Aegis LH 775 engine with electronic fuel injection. It has a load capacity of up to 1,150 lb. (522 kg) on land or 1,000 lb. (454 kg) on water, can transport 6 passengers on land, 4 on water and features a towing capacity of 1,800 lb. (816 kg).

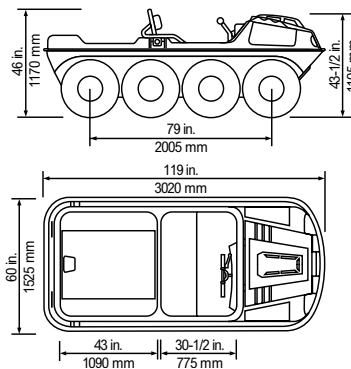
Optional suspension seats available



25" (635 mm) ARGO tires with proprietary tread design

Single entry step

Full skid plate for lower body protection



Convenience Group

Handlebar steering

Hydraulic brakes

Spacious design



*This vehicle is also available as ARGO 8x8 750 HDi EU featuring road approval in Europe. Comes with a front hitch mount.

For all vehicle configurations, rubber tracks are available for better traction in soft terrain or snow.

Appearance and specifications subject to change without notice. Vehicles shown with optional accessories. See specification page and ARGOxtv.com for more details.

Argo 8x8 750 EFI

This 8-wheel drive amphibious off-road vehicle is powered by a 4-stroke OHV V-Twin liquid cooled 748cc, 30 hp (22 kW) Kohler Aegis LH 775 engine with electronic fuel injection. It has a load capacity of up to 1,150 lb. (522 kg) on land or 1,000 lb. (454 kg) on water, can transport 6 passengers on land, 4 on water and features a towing capacity of 1,800 lb. (816 kg).

Overview

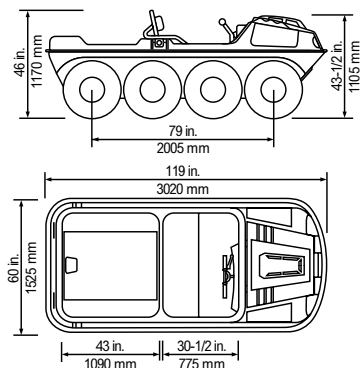
Great multipurpose vehicle for hunting, personal utility use and commercial applications. The large 25" (635 mm) wheels will take a full load over rocks and stumps with ease while providing extra stability and floatation in water. The powerful 30 hp (22 kW) liquid cooled engine will pull even the heaviest game out of the bush, or carry equipment and gear. The engine starts at the turn of the key, even on the coldest morning, thanks to the electronic fuel injection.

Features

- Electronic Fuel Injection provides:
 - Better fuel economy
 - Reliable cold weather starting
 - Improved high altitude performance
 - On-board diagnostics
- Large rear cargo capacity
- Long wheel base for better ride comfort over rough terrain
- Large triple-sealed outer axle bearings
- Front and rear bearing extensions
- 8-wheel traction with low centre of gravity for extra stability
- Proven, state-of-the-art automatic continuously variable transmission with high and low range forward and reverse
- Optional high torque transmission for extreme terrain performance
- Electronic ignition
- Self-adjusting hydraulic brakes with vented discs
- Low emissions

NEW

Ride friendly seats, USB Power Outlet, Entry Step



ARGO Limited Warranty

One year for vehicles and 3 years for Kohler engines. Extended warranty plans available. Visit www.ARGOxtv.com/warranty for details.



Argo 8x8 700 HD

EU
VERSION
AVAILABLE*

This 8-wheel drive amphibious off-road vehicle is powered by a 4-stroke OHV V-Twin liquid cooled 674cc, 24 hp (17 kW) Kohler Aegis LH 690 engine. It has a load capacity of up to 1,150 lb. (522 kg) on land or 1,000 lb. (454 kg) on water, can transport 6 passengers on land, 4 on water and features a towing capacity of 1,800 lb. (816 kg).

Overview

The quiet and smooth liquid cooled engine in combination with the efficient ADMIRAL steering transmission make this machine a joy to drive. It is easy to control running at top speed on a gravel road yet it can haul big loads through extreme terrain and water.

Features

- Innovative triple-differential ADMIRAL transmission with independent steering brakes
- Increased steering efficiency for greater and more constant power to the wheels
- Optional high torque transmission for extreme terrain performance
- Optional suspension seats
- Large rear cargo capacity
- Long wheel base for increased ride comfort over rough terrain
- Large triple-sealed outer axle bearings
- Front and rear bearing extensions
- 8-wheel traction with low centre of gravity for extra stability
- Electronic ignition
- Self-adjusting hydraulic brakes with vented discs
- Low emissions

NEW

Ride friendly seats, USB Power Outlet, Entry Step

*This vehicle is also available as ARGO 8x8 700 HD EU featuring road approval in Europe.

For all vehicle configurations, rubber tracks are available for better traction in soft terrain or snow.

Argo 8x8 Frontier EFI

This 8-wheel drive amphibious off-road vehicle is powered by a 4-stroke OHV V-Twin air cooled 747cc, 23 hp (17 kW) Kohler Command Pro engine with electronic fuel injection. It has a load capacity of up to 1,000 lb. (454 kg) on land or 900 lb. (408 kg) on water, can transport 6 passengers on land, 4 on water and features a towing capacity of 1,400 lb. (635 kg).

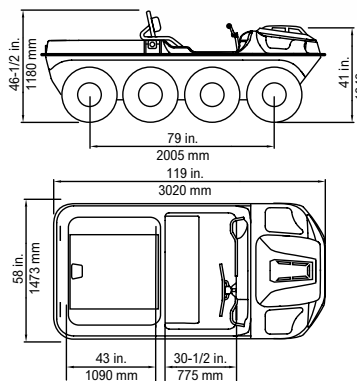
Overview

The most affordable ARGO 8x8 vehicle features great performance in difficult terrain and has excellent water crossing capabilities. Great load carrying capacity and powerful towing capabilities at an attractive price.

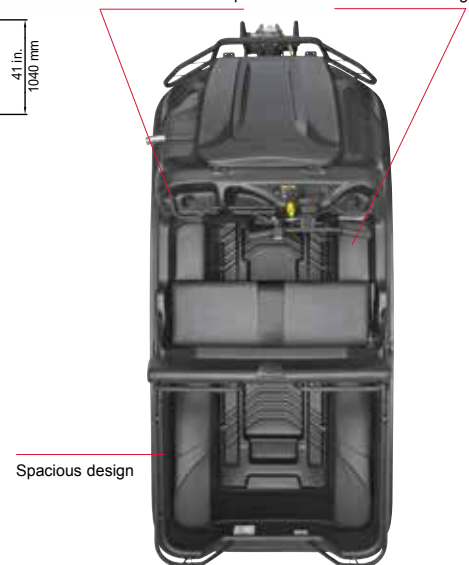
Features

- Electronic Fuel Injection provides:
 - Better fuel economy
 - Improved high altitude performance
 - On-board diagnostics
 - Reliable cold weather starting
- Large rear cargo capacity
- Long wheel base for smooth ride comfort over rough terrain
- Large triple-sealed outer axle bearings
- Front bearing extensions
- 8-wheel traction with low centre of gravity for extra stability
- Electronic ignition
- Proven, state-of-the-art automatic continuously variable transmission with high and low range forward and reverse
- Self-adjusting hydraulic brakes with vented discs
- Low emissions

NEW Ride friendly seats, USB Power Outlet, Entry Step



Convenience Group Handlebar steering



Spacious design



When equipped with tracks, XT models are not fully amphibious, however water crossing is possible with a fording depth of 26" (660 mm).



Argo 8x8 XT Models

These 8-wheel drive amphibious off-road vehicles feature Kohler diesel or EFI engines plus ODG patented, triple differential, ADMIRAL transmissions. The main chassis of these vehicles has been engineered using field-proven technology, allowing for increased payloads and greater durability.

For complete information on the ARGO 8x8 XT Models visit our Web site at:

www.ARGOxtv.com/catalog/XT-models

ENVIRONMENTAL IMPACT: From the unique tread pattern of the tires to the low ground pressure, every ARGO model is designed to minimize its environmental footprint.

For all vehicle configurations, rubber tracks are available for better traction in soft terrain or snow.

ARGO 6x6 750HDi

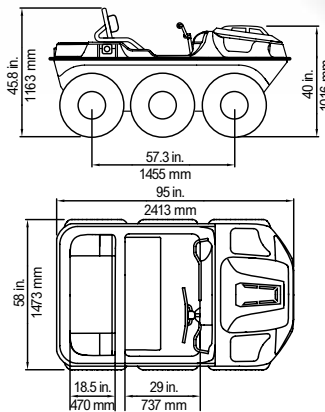
This 6-wheel drive amphibious off-road vehicle is powered by a 4 stroke OHV V-Twin air cooled 747cc, 23 hp (17.2 kW) Kohler Command Pro engine. It has a load capacity of up to 700 lb. (318 kg) on land or 500 lb. (227 kg) on water, can transport 4 passengers on land, 2 on water and features a towing capacity of 1,400 lb. (635 kg). Rear seat weight restriction of 140 lb. (64 kg) applies.

Overview

Powerful top-of-the-line ARGO 6x6 extreme terrain vehicle for challenging terrain, deep mud, flooded areas and snow. For even better performance rubber tracks are available. State-of-the-art triple differential steering transmission provides a smooth ride, easy turns and quick response to overcome obstacles when it counts. Best in category towing capacity allows you to transport all the gear you need.

Features

- Innovative triple-differential ADMIRAL transmission with independent steering brakes
- Increased steering efficiency for greater and more constant power to the wheels
- Large triple-sealed outer axle bearings
- Front and rear bearing extensions
- Full skid plate for lower body protection
- 6-wheel traction with low centre of gravity for extra stability
- Self-adjusting hydraulic brakes with vented discs
- Low emissions



NEW Ride friendly seats, USB Power Outlet, Entry Step

NEW ARGO 6x6 Frontier EFI

This 6-wheel drive amphibious off-road vehicle is powered by a 4-stroke OHV V-Twin air cooled 694cc, 19hp (14.2 kW) or 747cc, 23 hp (17.2 kW) Kohler Command Pro engine. It has a load capacity of up to 700 lb. (318 kg) on land or 500 lb. (227 kg) on water, can transport 4 passengers on land, 2 on water and features a towing capacity of 1,400 lb. (635 kg). Rear seat weight restriction of 140 lb. (64 kg) applies.

Overview

Our most affordable 6x6 vehicle features great performance in difficult terrain and water crossing capabilities. Ideal for fishing, hunting and family fun. Seats up to 4 passengers. The ARGO 6x6 Frontier EFI is our best value extreme terrain vehicle.

Features

- 6-wheel traction with low center of gravity for extra stability
- Proven, state-of-the-art automatic continuously variable transmission with high and low range forward and reverse
- Electronic ignition and back-up recoil starter
- Self-adjusting hydraulic brakes with vented discs
- Low emissions

NEW Ride friendly seats, USB Power Outlet, Entry Step



ARGO 6X6 FRONTIER EFI shown with optional roll bar, roll bar lights and chrome paint steel parts.

For all vehicle configurations, rubber tracks are available for better traction in soft terrain or snow.



Tracks add greater maneuverability in difficult and varied terrain. www.ARGOxtv.com/catalog/tracks



Maximize the utilization of your ARGO with a snow plow and trailer.



For greater speed on water add an outboard bracket and up to 9.9 hp motor.



A bedliner will protect your ARGO and facilitate transportation of equipment and tools.



Universal Mounting System for quick connect installation of power packs, tanks and other industrial equipment.

ACCESSORIES		6 X 6		8 X 8			
		FRONTIER EFI	750 HDi	FRONTIER EFI	700 HD	750 EFI 750 HDi	750 HDi SE
COMFORT							
Convertible Top		649-51	649-51	849-51	849-40	849-40	849-40
Convertible Half-Top		N/A	N/A	N/A	849-45	849-45	849-45
Heater		N/A	N/A	N/A	848-170	848-170	848-170
Rear Bench Seat		N/A	N/A	849-80	849-80	849-80	849-80
Suspension Seats		N/A	N/A	N/A	*	*	Included
Windshield		648-79	648-79	648-79	848-171	848-171	848-171
Windshield Wiper		648-91	648-91	648-91	648-91	648-91	648-91
CONVENIENCE							
Alternator		N/A	N/A	N/A	850-54	850-54	Included
Auto Chain Lubrication System	1 hour interval	850-213HD6-1	850-213HD6-1	N/A	850-213HD8-1	850-213HD8-1	850-213HD8-1
	15 min. interval	850-213HD6	850-213HD6	N/A	850-213HD8	850-213HD8	850-213HD8
Cargo Tie Down Rings		614-06	614-06	614-06	614-06	614-06	614-06
Entry Step		848-240	848-240	848-173	848-173	848-173	Included
Gas Can Holder		867-01	867-01	867-01	867-01	867-01	867-01
Gun Rack (Sure Grip)		848-200	848-200	848-200	848-200	848-200	848-200
Handrails		639-26	639-26	839-35	839-30	839-30	839-30
Helicopter Lift Kit**		865-00	865-00	865-00	865-00	865-00	865-00
Mounting Assembly (Brushguard/Winch)		622-107	622-107	622-108	622-108	622-108	Included
Outboard Motor Bracket		617-09	617-09	617-10	617-10	617-10	617-10
Power Winch		622-143	622-143	622-142	622-142	622-142	622-142SE
Receiver Winch (Wiring & Rear Hitch)		622-96	622-96	622-96	622-96	622-96	622-96
Remote Control (Winch)		622-137	622-137	622-137	622-137	622-137	622-137
Snow Plow Kit		657-21***	657-21	657-21	657-21	657-21	657-21
Tire Holder		868-01	868-01	868-01	868-01	868-01	868-01
Tow Hook		642-00	642-00	642-00	642-00	642-00	Included
Trailer		CONTACT RETAILER FOR OPTIONS					
Universal Mounting System		N/A	N/A	959-10	959-10	959-10	959-10
Utility Bracket		821-25	821-25	821-25	821-25	821-25	N/A
Utility Rack		821-35	821-35	821-35	821-35	821-35	N/A
Utility Storage Pouch		621-35	621-35	621-35	621-35	621-35	621-35
PROTECTION							
Battery Shut Off		850-242	850-242	850-242	850-242	850-242	850-242
Bilge Pump		638-40	638-40	638-40	638-40	638-40	638-40
Brake Cooling Fan		602-75	N/A	602-75	864-01	864-01	864-01
Brake / Tail Lights		624-10	624-26	624-10	624-26	624-26	Included
Brushguard		642-50	642-50	642-50	642-49	642-49	Included
Brushguard for ROPS		642-80	642-80	642-80	642-80	642-80	N/A
Cargo Bedliner		N/A	N/A	866-01	866-01	866-01	N/A
Debris Screen		N/A	N/A	N/A	848-195	848-195	848-195
Fog Lights		648-92	648-92	648-92	648-92	648-92	648-92
Hood Fan		602-75	602-75	602-75	602-71	602-71	602-71
Mudflap		N/A	N/A	625-10	625-10	625-10	625-10
Reverse Back-up Alarm Kit		850-99	850-99	850-99	850-99	850-99	850-99
Roll Bar		648-15	648-15	N/A	N/A	N/A	N/A
Roll Bar Lights		648-90	648-90	N/A	N/A	N/A	N/A
Roof		N/A	N/A	863-26	863-26	863-26	863-26
ROPS c/w 2 Seat Belts		648-47	648-47	849-90-2	849-90-2	849-90-2	N/A
ROPS & Rear Bench Seat		N/A	N/A	849-90-4	849-90-4	849-90-4	N/A
Skid Plate		663-12	Included	863-13	Included	Included	Included
Storage Cover		621-21	621-21	821-40	821-40	821-40	821-40
TRACKS							
18" (457 mm) Rubber Tracks		625-50	625-50	825-50-1	825-50-1	825-50-1	825-50-1
13" (330 mm) Standard Tracks****		615-43	615-43	815-42K	815-42K	815-42K	815-42K
18" (457 mm) Super Tracks****		625-43	625-43	825-42K	825-42K	825-42K	825-42K
Super Track Ice Cleats		625-20	625-20	825-20	825-20	825-20	825-20
Rubber Track Ice Cleats		N/A	N/A	825-21	825-21	825-21	825-21

* Factory Installed Option. **Requires 25" Tires. *** Requires Front Bearing Extensions.
****Standard and Super Tracks require the use of ARGO AT189 24x10.00-8NHS Tires.

COMFORT**Beadlock System**

Provides increased suspension for a smoother, more comfortable ride over rough terrain. Allows users to operate with tire pressure as low as 1 psi. Only available as a build option.

**Convertible Top**

Protects occupants from the weather. Has removable side and rear doors and stores folded down with boot cover. Requires fold-down windshield. (Optional roll bar light cannot be used with full convertible top).

**Convertible Half-Top**

Protects operator and side passenger from the elements. Removable side and rear doors allow easy access to the rear cargo compartment area. Requires fold-down windshield.

**Suspension Seats**

3-way adjustable suspension seats for increased ride comfort.

**Windshield**

Scratch-resistant acrylic in an aluminum frame, features mounting hole for the optional windshield wiper accessory.

Windshield Wiper

Complete with everything needed to assemble and fit to your ARGO windshield. Wiper motor mounts quickly and easily, requiring no drilling on newer style predrilled windshields.

CONVENIENCE**Auto Chain Lubrication System**

(Not shown) Increases chain life and reduces maintenance requirements. Available in one hour (standard) or fifteen minute (heavy duty) intervals.

Cargo Tie-Down Rings

(Not shown) Six rings mount around the rear compartment (four rings for 6x6 models).

**Entry Step**

Provides easier entry into the vehicle. Four different mounting locations.

**Gas Can Holder**

Adjustable gas can holder mounted at the rear of the vehicle.

**Gun Rack (Sure Grip)**

Provides convenient and safe storage. Absorbs the shock of rough terrain and keeps your sights accurate.

**Handrails**

Tubular steel rails mount around the body, providing hand-hold points for rear passengers.

**Helicopter Lift Kit**

Axle mounted at 4 corners, quick release point for helicopter sling connection.

**Outboard Motor Bracket**

This one-piece bracket mounts at the bumper and onto the trailer hitch bracket. Mounting location is slightly off-center and accepts an outboard motor of up to 9.9 hp for increased propulsion in water.

**WARN Power Winch**

For vehicle recovery or to raise and lower plow blade. 3,500 lb. (1,588 kg) capacity, reversing with free wheeling out, 40' (12 m) cable with 30' (9 m) nylon strap. Safety switch disables winch unless ignition is on.

**Rear Receiver Winch Accessory**

Mounts into the 8x8 trailer hitch receiver, extending the versatility of your winch. Includes instructions and wire harness for installation.

Wireless Winch Remote Control

Wireless and compact, this unit can control remote use of winch from a location of up to 50' (15.24 m) for added convenience and versatility.

**Snowplow Kit**

81" (2 m) wide steel blade features multi-angle positions. Attaches to front bearing extension housings. A snowplow will maximize the utilization of your ARGO. Note: Requires power winch.

**Tire Holder**

Easy to install. Convenient spare tire holder mounts to rear of vehicle.

**Tow Hook**

Easy to install. Allows winch cables or towing straps to be attached to your ARGO.

**Trailers (Amphibious)**

4-wheel 600 lb. (272kg) load capacity. 8-wheel 1,400 lb. (635kg) load capacity. Complete with 24" (610 mm) or 25" (635 mm) tires. Contact Retailer for more information.

Universal Mounting System

(Not shown) Quick change, up to 750 lb. (340 kg) capacity, universal mount. Bolts directly to main chassis offering a secure structure for third party equipment.

**Utility Bracket**

Two "rugged gear" utility hooks and barrel holder. Safely secures objects such as shovels, fishing rods, paddles, etc. to the outside or inside of your ARGO.

**Utility Rack**

Two formed flatbar brackets, four "rugged gear" utility hooks, and mounting hardware. Allows two rifles or shotguns to be carried on the inside of your ARGO.

**Utility Storage Pouch**

Dome snaps attach to backrest for convenient storage space. Ideal for keeping first aid kits, tools, electronics and other items safe, clean and easily accessible.

PROTECTION**Battery Shut-Off**

(Not shown) Positive battery cable interrupt located under the driver seat. Disconnects battery to prevent accidental battery drain.

Bedliner

(Photo on page 10) Protect your cargo storage space. Simple installation, removable and easy to clean.

**Bilge Pump**

Highly recommended for amphibious use of any ARGO. Operated by a dash mounted switch, the pump quickly removes water from the lower body.

Brake Cooling Fan (Not shown)

105 CFM fan directing cool air to the service brakes.

**Brake/Tail Lights**

Complete wire harness and all necessary mounting hardware.

**Brushguard**

Installation of mounting assembly or power winch is required. The 8x8 700HD/750HDi Brushguard features an integrated tow hook and mounting tabs for fog light kit.

Brushguard for ROPS (Not shown) Principally designed to be installed with the ROPS.

Fog Lights (Not shown)

Provides added illumination in poor visibility due to rain, fog, dust or snow.

Hood Fan (Not shown)

Extracts hot air from engine compartment (in extreme heat conditions).

Mudflaps (Not shown)

Deflects snow and mud. Stay dry and clean when navigating through challenging terrain. Easy to install.

**Rollover Protective Structure**

(ROPS) Powder-coated tubular steel frame provides rollover protection and seat belts for driver and front seat passenger.

**Roof**

Provides shelter from the elements. Requires ROPS.

ROPS & Rear Bench Seat

(Not shown) Protects driver, front seat passenger, and two rear passengers. Includes rear bench and four seat belts.

**Roll Bar**

Protects driver and passenger. Comes with two seat belts and fits all 6x6 models. (Reduces seating capacity to 2).

Roll Bar Lights

2 rubber mounted, shock resistant 3"x5" (76 mm x 127 mm) weather-proof lamps, easily installed on your existing roll bar.

**Skid Plate**

Formed from black high-density polyethylene, the skid plate protects the lower body from rocks and debris.

**Storage Protective Covers**

Fits all production models without roll bar or ROPS.

TRACKS**Rubber Tracks**

18" (457 mm) width provides optimum floatation and minimal ground pressure. Exceptional traction. Lightweight, durable construction and low rolling resistance ensures smooth, quiet operation in difficult terrain conditions.

HD Rubber Tracks (Not shown) Centaur and XT models only) These tracks feature UHMW-PE guides, aluminum backing washers, and HD hinge lacing.

**Standard Tracks**

13" (330 mm) wide thermoplastic rubber segments go over 24" (610 mm) ARGO tires, reducing ground pressure for travel over snow or flooded areas.

**Super Tracks**


18" (457 mm) wide thermoplastic rubber segments go over 24" (610 mm) ARGO tires, to provide optimum floatation over deep snow.

Ice Cleats for Tracks (Not shown) Steel cleats increase traction on ice and hard-packed snow.

THE MOST VERSATILE OFF-ROAD VEHICLES IN THE WORLD

Vehicle		6 X 6 FRONTIER EFI	6 X 6 750 HDi	8 X 8 FRONTIER EFI	8 X 8 700 HD	8 X 8 750 EFI	8 X 8 750 HDi	8 X 8 750 HDi SE	8 X 8 XTI
Engine		Kohler Command Pro			Kohler Aegis LH 690	Kohler Aegis LH 775			
Engine Warranty		3 year							
Type		4 cycle OHV V-Twin gasoline engine, electronic ignition, full pressure lubrication and oil filter							
Horsepower		19 or 23 ¹⁰	23		24			30	
Displacement		694cc or 747cc ¹⁰	747cc		674cc			748cc	
Cooling		Air Cooled			Liquid Cooled				
Starting		Electric							
Brakes		Hydraulic							
Steering		One-piece, ergonomic handlebar							Multi-position, one-piece, ergonomic handlebar
		Steering control features hand brake. For safety and ease of handling, the ARGO steering transmission provides continuous torque to all axles.							
Controls		Right-hand twist grip throttle. Light switch and ignition switch. (8x8 700HD also features a dash-mounted choke control)							
Clutch		Belt-driven, Continuously Variable Transmission (CVT) maximizes engine power to the transmission.							
Transmission		Planetary ⁹	ADMIRAL ⁸	Planetary ⁹	ADMIRAL ⁸	Planetary ⁹		ADMIRAL ⁸	
Drive System		Roller chains drive machined sprockets that are spline-fit onto 1 1/4" diameter axles and are protected with triple-sealed greaseable bearings.							
Frame		Formed steel channel construction, welded for high strength and durability. Polyester powder-coated for lasting protection.							
Body		Vacuum formed High Molecular Weight Polyethylene							
Full Skid Plate		Optional	Standard	Optional	Standard				
Load Capacity ¹	On Land	700 lb. (318 kg) total ²		1,000 lb. (454 kg) total	1,150 lb. (522 kg) total			1,000 lb. (454 kg) total	1,500 lb. (680 kg) total
	Rear Compartment	140 lb. (64 kg) max.							
	On Water	500 lb. (227 kg) total		900 lb. (408 kg) total	1,000 lb. (454 kg) total			850 lb. (386 kg) total	1,000 lb. (454 kg) total
Towing Capacity ³		1,200 lb. (544 kg)	1,400 lb. (635 kg)		1,800 lb. (816 kg)				2,000 lb. (907 kg)
Seating Capacity ⁴	On Land	4 persons			6 persons				2 persons - 4 optional
	On Water	2 persons			4 persons				2 persons
Fuel Capacity		7.1 US gallons (27 litres) See-through polyethylene fuel tank. 8 hrs. operation ⁵							9.5 U.S. gal. (36 litres) 8-10 hrs. operation ⁵
Speed ⁶	On Land	22 mph (35 km per hour)		19 mph (30 km per hour)	20 mph (32 km per hour)				17 mph (27 km per hour)
	On Water ⁷	3 mph (5 km per hour)							
Shipping Weight		880 lb. (399 kg)	950 lb. (431 kg)	1,090 lb. (494 kg)	1,250 lb. (567 kg)		1,260 lb. (572 kg)	1,410 lb. (640 kg)	1,600 lb. (726 kg)
Dimensions (L X W X H)	(inch)	95 x 58 x 45.8		119 x 58 x 46.5	119 x 60 x 46				114 x 65 x 49
	(mm)	2,413 x 1,473 x 1,163		3,020 x 1,473 x 1,180	3,020 x 1,525 x 1,170				2,896 x 1,651 x 1,245
Axle Bearing Extensions		Front - Optional		Front - Standard					
		Rear - Optional		Rear - Standard	Rear - Optional	Rear - Standard			
Instrumentation		LCD Digital Gauge Cluster: Speedometer, Odometer, Voltmeter, Hour Meter, Tachometer, Low Oil Pressure and Parking Brake Reminder Lights (ARGO 8x8 FRONTIER EFI also features a Check Engine Light)			LCD Digital Gauge Cluster: Speedometer, Odometer, Voltmeter, Hour Meter, Tachometer, Engine Coolant Temperature, Low Oil Pressure and Parking Brake Reminder Lights (ARGO 8x8 750 HDi & 750 HDi SE also feature a Check Engine Light)				Analog Gauge Cluster (see Web site for details)
Tires		ARGO AT189 24x10.00-8NHS			ARGO AT189 25x12.00-9 NHS				
Ground Pressure		1.7 psi (13.5 kPa) using tires 0.67 psi (4.6 kPa) using tracks							
Ground Clearance	Tires	9.5" (240 mm)		9" (230 mm)	9.5" (240 mm)				9" (230 mm)
	Tracks	10.5" (265 mm)		10" (255 mm)	10.5" (265 mm)	11" (279 mm)			10" (255 mm)
Operating Conditions		All weather, all terrain, -40°F to +104°F (-40°C to +40°C)							


AVAILABLE ARGO COLORS *Colors in this brochure are reproduced with great care, but may vary slightly from actual ARGO vehicle colors. ARGO 8x8 XTI is only available in Tundra, Yellow, Red, Black and INFINITY Camo™.



Appearance and specifications subject to change without notice.



220 Bergey Court, New Hamburg
ON, Canada N3A 2J5
Toll Free: **1-877-274-6288**
Tel: (519) 662-4000
Fax: (519) 662-2421
www.ARGOxtv.com



- Capacity includes occupants, cargo, outboard motor and fuel, and installed accessories. Max. outboard motor size 7.4 kW (9.9 hp).
- Total payload is 700 lb. (318 kg) with max. 140 lb. (64 kg) allocated to rear compartment.
- Towing capacity is approximate and depends on type of surface, load on vehicle as well as incline. Max Hitch Tongue Load (when equipped with hitch) 100 lb. (45 kg) for all models
- Subject to rear compartment load capacity limitations.
- Fuel consumption depends on load and operating conditions.
- All speeds are approximate and depend on conditions.
- Always wear approved Personal Floatation Device (PFD) when operating in water or on ice.
- ADMIRAL triple differential steering transmission with dedicated Hi and Low selector; Forward, Neutral, Reverse.
- Planetary differential transmission with High and Low range; Forward, Neutral, Reverse.
- Dependent on engine selection.

Some vehicle applications shown are for demonstration purposes, originating from third parties and not available from ARGO. In all cases vehicle load limits have been considered. For safety, always wear approved helmets and eye protection. When operating in water, always wear approved Personal Floatation Devices. Always remain seated while in the ARGO. When equipped with tracks, XT models are not fully amphibious, however water crossing is possible with a fording depth of 26" (660 mm). 678-0611 • Printed in Canada 10/2015

Safety! tread lightly!
...always in Season!
ON LAND AND WATER



Proud to be located in
Canada's
Technology
Triangle

