



# ***5000 GRAIN DRILLS***



Model 5531-40

***NO-TILL THRU CONVENTIONAL SEEDING***



# EVEN EMERGENCE = UNIFORM


The success of any crop begins by placing the seed in the bottom/center of the seed trench at a consistent depth. This important matter placed the focus of Landoll engineers on the opener unit when the original design process began on the 5000 series Grain Drill. The biggest question, how to deliver consistent down pressure throughout the opener's full range of travel? Today this has become a reality and Landoll is proud to introduce the patented All-Purpose Air Spring Opener System. Whether drilling in conventional seedbeds, rolling terrain or the toughest no-till conditions, producers

can count on one thing, the seed being consistently placed in the bottom/center of the trench at the precise depth. This gives each seed the best opportunity of getting off to a perfect start. The heads-up placement of the two opener blades insures a straight pulling row unit, increased blade life and blades that self-sharpen. When in the middle of its 10" travel range the opener blade can travel 5" below or above that position and maintain consistent down pressure regardless of its position in the travel range.

- Patented pneumatic down pressure system with 120-400 lbs of consistent down pressure for no-till, min-till or conventional seedbeds
- 7 ½" or 10" row spacing
- 8" Fore-to-aft opener stagger
- 10" Vertical travel
- Maintenance free pivot points on row unit
- Swivel type press wheel, choice of 3" X 13" double rib or 2" X 13" smooth

- Openers will accommodate liquid fertilizer (Liquid components not supplied by Landoll)

- Patented two position air spring mount allows for heavier down pressure setting in wheel tracks



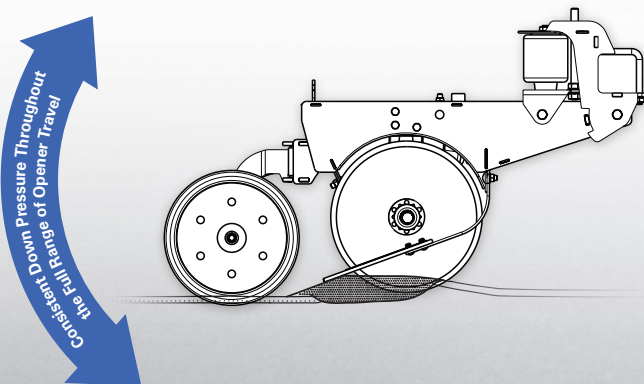
- Patented front mounted soil control strips serve as a trash guard in heavy no-till conditions

- 15.8" diameter smooth blades, 3.5mm thick and 205 bearings; Simple to adjust or remove

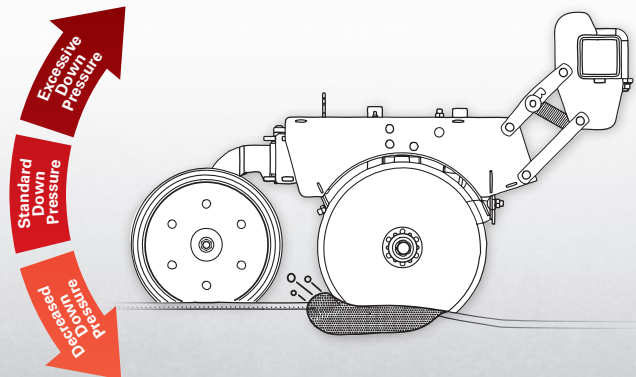
- Patented plastic soil hold-down strips with spring steel backer

- Forward mounted plastic seed tube (planter style)

LANDOLL OPENER  
WITH AIR SPRING SUSPENSION




COMPETITOR OPENER  
WITH SPRING DOWN PRESSURE



Excessive Down Pressure = Burying the Seed  
Decreased Down Pressure = Shallow Seed Depth

# ***MATURITY = HIGHER YIELDS***



## **Seed Deliver Tube, Planter Style**

A front mounted planter-style seed deliver tube provides precise placement of the seed in the bottom/center of the trench when it is at its widest point prior to closing.



## **Drop Wing Hinge**

The drop wing hinge provides the drill with maximum flexibility in rolling terrain and terraces. The lowered pivot point allows the wings to flex a maximum of 12 degrees down and 15 degrees up. This feature prevents the boxes from hitting on the ends or the openers from getting together when put into a severe flex.




## **Hydraulically Controlled Opener Bar**

The opener bars on the 5531 drill are hydraulically rotated by two 8" cylinders allowing the openers to be raised and lowered on turns at the end of the field. This eliminates having to raise the entire drill. On the center section of 5531 models the 4" X 4" opener bar also serves as a reservoir for the air used in creating opener down pressure.



## **Rockshaft UHMW**

Rockshafts rotate on UHMW polymer eliminating maintenance and wear.



## **LED Light Kits**

A light kit and slow moving vehicle emblem are standard on all 5000 drills and comply with A.S.A.E. standards. All mounting brackets and electric wiring are included.



## **Seed Rate Adjustment**

Easy to read adjustments are made on the meter shaft and locked in place with a jam nut. It makes changing rates simple and positive.



## **Soil Hold-Down Strips**


Patented soil hold-down strips run along the outside of the opener blades and provide pressure on each side of the seed trench. This feature prevents the slightly angled opener blades from lifting and moving soil outward, especially in wet sticky soils, and at the same time returns soil into the trench for improved seed coverage. The prevention of soil being lifted and thrown outward insures the seed will be placed in the center of the narrow trench, plus the drill can be pulled at higher speeds without openers throwing soil into each other. This unique device has proven to greatly improve seed placement and coverage insuring uniform emergence and better stands.





## Wheels, Hubs and Spindles

The heavy-duty lift assembly of the 5531 features 3" spindles on the center section and 2" spindles on the outer wing sections. The drills center section is equipped with 8-bolt triple lip sealed hubs and wheels with 380/55R x 16.5 radial tires. The wing sections feature 6-bolt hubs and wheels with 11L X 15 tires.




## Drawbar Hitch & Support Stand

The hitch adjusts hydraulically to match any tractor drawbar height and levels the drill front to back. Category IV single lip hitches with 2" diameter hitch pin holes are standard on the 5531, as is the heavy-duty swivel type hitch support stand.



## Marker Assembly

The 5000 series can be equipped with markers that fold for transporting. The unit features a 16" smooth blade with depth band and runs on a 4-bolt double lip sealed hub with tapered bearings.



## Seed/Dry Fertilizer Boxes

Heavy-duty seed boxes are constructed of 14-gauge sheet metal and have a total capacity of 3.25 bushels of grain per foot. The drill can be ordered with optional fertilizer box capabilities. These optional boxes are supplied with the necessary components allowing it to be converted from a 100% seed box to a combination 60% seed 40% dry fertilizer. This conversion can be made by simply repositioning sheet metal covers that either serve as a 60/40% divider of the box or covers for the fertilizer meters for 100% seed. The bottom of the fertilizer compartment opens for easy and complete clean out. A fertilizer option cannot be added to the drill after it has been shipped from the factory. These options must be included with the original order.



Model 5531-30

Landoll's 5531 grain drills are offered in three section 30' and 40' sizes. The condition, ranging from prepared seed beds to tough no-till conditions. In-line tire tracks in the planted field and allows planting next to fence rows. In addition, provides consistent plug free seed delivery compared to many air seeding systems, germination and even emergence. This generates uniform plant maturity and




# MAINTENANCE • PLUG FREE SEED DELIVERY



## In-Line Boxes, Ladder and Walkway

The 3.25-bushel per foot in-line box and full-length lid design provides faster and easier filling. Even more importantly, the in-line design allows even penetration of the openers across the entire width of the drill when traveling up and over terraces. The aluminum ladder and wide walk boards provide safe and easy access to the boxes.



## Metering System Shut-Off

Optional electric over air point row clutches allow the operator to shut off the metering system to one or as many sections of the 5531 as desired. Wiring from the air cylinders to the tractor is included in the kit and the control box mounts in the cab allowing fingertip control.



## Air Compressor and Gauge

An electric air compressor is mounted up front on the hitch and supplies air for the down pressure system of the openers. An air pressure gauge is mounted above and in front of the compressor and has great visibility from the tractor cab. Air pressures shown on the gauge should be tripled to compute the actual amount of down pressure being directed on the opener. The weight of the opener (110 lbs.) must then be added to the tripled amount to arrive at the openers total down pressure capability.



The all purpose pneumatic controlled openers allow this drill to plant in nearly any conditions. The wheels provide ease of turning and all are inside the openers. This eliminates the need for complex systems. In addition to simplicity, the 5531 is more accurate, requires much less maintenance and wear on the market. The precise seed placement by this drill provides excellent results and ripening for earlier harvests. The result, increased yields!



## Narrow Transport Width

The 5531 hydraulically folds to a narrow transport width of 14' 6". Good out of ground clearance allows the drill to clear extraordinary grades in roadways such as elevated railroad crossings, bridges and other embankments.



# PLANTS NO-TILL, MIN-TILL O



## Mechanical Drive Mechanism

The metering system on 30' and 40' drills is mechanically driven by the outside transport wheels. The #50 drive chain is enclosed in the fabricated and welded boxed axle leg of the lift mechanism. The boxed enclosure serves as a protective guard preventing stalks from taking the chain off when in tough no-till conditions. When necessary, sprocket changes can be made allowing system speeds to be increased or decreased to meet desired seeding rates.



## Grass Seed Meters

The main housing of the grass seed meter is made of tough nylon with the seed shutoff gate and fluted seed roll made of steel. The meter will effectively plant small seeds such as alfalfa and canola, and grass seeds such as Kentucky blue grass. It will not accommodate native grass seeds. Application rates are determined by opening or closing the seed shutoff gate with a lever type adjustment located at the back of the box.



## Lock Mechanisms

Transport lock mechanisms are controlled hydraulically and sequenced into the fold system for automatic release upon actuating the two 4" X 24" wing fold cylinders. This is all accomplished from the tractor seat.



## 5211 Model Drive Assembly

The drive on the 5211 features a 2" diameter spindle, 6-bolt hub and wheel with 12 ply 11L X 15 tire. The unit mounts in the center on pull type drills and to the outside on 3-Point units. The #50 drive chain is enclosed preventing stalks from taking it off in no-till conditions.

## Seed Box Level Indicators

Each model is equipped with Seed Box Level Indicators that provide real time bin level data directly to the Loup Monitor System located in the cab.



## Loup Monitor System

The Loup Monitor System is now standard equipment on all models. The system includes population sensors and acremeter. It eliminates the need for shaft monitors and is equipped with real-time bin level sensors.



## Seed Meter

The externally fluted seed meters are made of a high strength nylon body and powdered metal flutes, capable of planting a wide variety of seeds and rates.



## Fertilizer Meters

Heavy-duty nylon fertilizer meters are capable of dispensing 25 to 125 pounds of dry fertilizer per acre. Application rates are determined by the size of the sprockets utilized. The fertilizer option includes an assortment of sprockets allowing various rates to be achieved.



# R CONVENTIONAL SEEDBEDS



Model 5211-15

## 5211 Rigid Drill

Landoll 5211 rigid grain drills are offered in 10' to 20' sizes with weighted pull hitches. The pull-type unit comes equipped with your choice of single lip CAT III, or double lip hitch. The lift system utilizes 2 ¼" spindles, 8-bolt triple lipped sealed hubs, and wheels with 12 ply 11L x 15 tires. 3-Point mount is available in lieu of the pull hitch on 12.5', 15' or 20' sizes.

## 5211 3-Point Drill

3-Point grain drills are available in sizes from 12.5' to 20' and accommodate tractors with Category 3 and 3N hitches. The 7" X 7" main frame bar has a 40 pound per foot shot filled insert tube included as standard equipment on 12.5' through 15' models to provide additional weight for difficult to penetrate conditions. This feature is optional on 20' units. The weighted insert tube can be removed if necessary as the main frame bar features removable end plates on all sizes to allow for this. Each unit features a pair of gauge wheels located on the outer ends for added stability in the field. Both wheels are utilized to drive the metering system on 20' models. Only one is used on the other sizes.



Model 5211-20



Model 5211-15

## No-Till Coulters

The 5211 model drill can be equipped with a no till coulters bar and hitch for producers desiring additional residue sizing and stirring of the soil. Each spring-loaded coulters features 17" wavy blades. They can be spaced on the bar as close together as 7 ½" or 10" to match the drill's opener spacing.





# INDUSTRY LEADING FEATURES



Model 5531-40

## Powder Coat Paint

The 5000 series grain drills are coated with powder coat paint, the toughest finish the industry offers. This high quality coating provides a very hard finish that resists scratches, rust and fade, allowing the 5000 drill to retain a high gloss appearance for many years.

## 3-Year Warranty

Everything on the 5000 drill is covered by Landoll's 3-Year warranty policy with the exception of tires, hydraulic hose and ground engaging tools, such as opener blades and scrapers. These components are covered by the supplying manufacturer's warranty.

## MODEL 5211 and 5531 SPECIFICATIONS

| Model No. | Working Width | Row Spacing  | Number of Openers | Transport Width | Est. Weight        |
|-----------|---------------|--------------|-------------------|-----------------|--------------------|
| 5211-10   | 10'           | 7-1/2" / 10" | 16/12             | 10'             | 8,731/8,243 lbs.   |
| 5211-12   | 12.5'         | 7-1/2" / 10" | 20/15             | 12' 6"          | 10,435/9,825 lbs.  |
| 5211-15   | 15'           | 7-1/2" / 10" | 24/18             | 15'             | 12,041/11,312 lbs. |
| 5211-20   | 20'           | 7-1/2" / 10" | 32/24             | 20'             | 13,172/12,200 lbs. |
| 5531-30   | 30'           | 7-1/2" / 10" | 48/36             | 14' 6"          | 18,450/17,010 lbs. |
| 5531-40   | 40'           | 7-1/2" / 10" | 64/48             | 14' 6"          | 24,560/22,640 lbs. |

Specifications are subject to change without prior notification.



1900 North Street • Marysville, KS 66508 • (785) 738-6613 • [www.landoll.com](http://www.landoll.com)

Landoll continuously improves product, therefore, we reserve the right to make any changes in illustrations, specifications, equipment, and prices without prior notice and without changes on previous models.