

# SWITCH® FISH

Fish on! A serious fishing boat that makes no sacrifices on family fun.

## THE PERFECT BRIDGE BETWEEN FISHING CONVENIENCE FEATURES AND FAMILY LEISURE.

- **Trolling package:**
  - Garmin® Force Kraken 24V, 80-lbs thrust, 57 in. shaft trolling motor with GT56UHD-TR transducer
  - Garmin 7" touchscreen GPS and Fish Finder at the console and at the bow
  - Bow screen mount kit
  - 2 lead-acid batteries, lead/AGM/gel/lithium battery charger
- 2 Fishing pedestal seats
- Quick-Attach 18 US gal (68 L) Cooler and Livewell
- Washdown and spray nozzle
- Quick-Access rod storage and LinQ Lite rail rod holders
- Trolling motor storage
- Swim platform with LinQ® attachment points
- Storage compartment lock
- BRP Audio System
- Quick-adjust handlebar
- Swim platform carpet
- 4 corner doors
- Unique coloration



21' - 230 model shown

● Wilderness Green

CAPACITY	18'-170	18'-230	21'-230
Maximum Person Capacity (US)	8	8	10
Maximum Person Capacity (Canada)	7	7	9
Maximum Load Capacity	1,155 lb/525 kg		1,485 lb/675 kg
Fuel Capacity	29 gal/110 L		
Total Storage Capacity	118.6 gal/448.9 L		

### HULL

Type	Tri-Hull
Material	Polytec™ - robust and scratch-resistant

### INSTRUMENTATION

Main Gauge Type	4.5 in. digital display
Main Functions	Speedometer, clock, fuel consumption instant and average, fuel autonomy distance and time to empty
Driving Mode - iTC Functions	Sport mode, ECO® mode, slow mode, cruise control
Audio System	BRP Audio System
Navigation	Garmin 7" touchscreen display
Main Functions	Fish finder/GPS/navigation map, depth finder

### OTHER FEATURES

- iBR® - Intelligent Brake & Reverse
- iDF - Intelligent Debris-Free System
- RF D.E.S.S.™ key
- Clear-view side panels
- Bow fishing doors carpets
- 4 LinQ Lite rail rod holders
- Driver seat with bolster
- Glove box with dual USB port
- 12 V outlet
- Retractable boarding ladder
- Switch bimini top
- Ski tow eye
- Under-deck storage compartment
- Console storage net
- Integrated anchor storage
- LED navigation lights
- LED courtesy light
- Dome and cargo light
- 4 integrated cleats
- 650 W battery generator

### ROTAX® ENGINE

ROTAX® ENGINE	18'-170	18'-230	21'-230
Engine	1630 ACE™ 170 ECT	1630 ACE 230 ECT	
Horsepower	170 hp	230 hp	
Cooling	Closed Loop Cooling System (CLSC)		
Reverse System	iBR® System (Brake & Reverse System)*		
Fuel Type	Regular Unleaded Gasoline (87 Octane)		

### DIMENSIONS AND WEIGHT

Estimated Net Weight (oil, coolant, no fuel)	2,548 lb 1,158 kg	2,557 lb 1,162 kg	2,889 lb 1,310 kg
Length (Trolling motor stored)	17.4'/208.8"/ 5.3 m		20.4'/245.2"/ 6.2 m
Width/Beam	93.5"/2.4 m		
Height (Lowered bimini)	81.1"/2.1 m		

### TRAILER DIMENSIONS AND WEIGHT

Estimated Dry Weight	629 lb/285 kg	740 lb/336 kg
Length	227"/5.76 m	257"/6.52 m
Width	90.4"/2.3 m	
Trailer Type	Painted trailer with brakes included Galvanized trailer with brakes (optional)	


### WARRANTY

3 years factory limited warranty on engine and materials, 10 years on structure and hull.


\*Electronic brake, neutral and reverse.

## LAYOUT CONFIGURATIONS


SWITCH FISH 18 - 170



SWITCH FISH 18 - 230



SWITCH FISH 21 - 230



## FEATURE HIGHLIGHTS



### Force Kraken Garmin Trolling Motor

A powerful electric trolling motor that is ready for salt and freshwater that operates whisper-quiet and is loaded with standard features such as various autopilot controls, floating remote, ultra high-definition ClearVü and SideVü scanning sonars, seamless wiring with dedicated electrical port at the bow, robust battery and more.



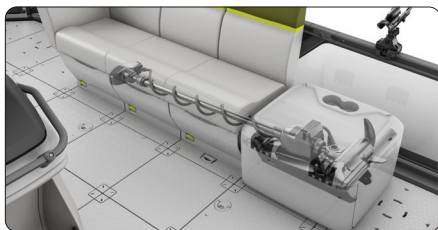
### Dual Garmin Fish Finders

Enjoy two Garmin fish finders, one located at the console connecting with the in-hull transducer, and one located at the bow connecting with the trolling motor transducer. The screens can be linked together wirelessly. This allows both screens to read both transducer signals. So whether you are fishing up front, or at the rear, you can get the fish finder image you want. You can also control the motor using both screens instead of the handheld remote




### Quick-Attach 68 L Livewell and Cooler

Keep your catch or baits alive thanks to an integrated pump constantly feeding 68L of water into the reservoir. This livewell also comes with a timer option that minimizes its power consumption. It can also be used as a cooler and can be quickly and easily installed on the boat using the quick-attach tiles.



### Trolling Motor Storage

Easily swap your boat's layout from a fishing vessel to a family leisure ready boat with this integrated storage. This storage allows you to securely store your trolling motor, remote, control pedal (available as accessory) and even more fishing gear thanks to the extra space.



### Enhanced Water Access

The perfectly-integrated four corner doors design provides direct access to the water and makes boarding the watercraft a cinch. Easily get on and off your boat from the swim platform or grab, release a fish or rinse your hands at the bow.



### Fishing Pedestal Seats

Height-adjustable with 360 degree rotation. They can be easily moved about the boat from one tile to another with their quick-attach system and its four possible positions on each tile. Compatible with LinQ Lite accessories such as cupholder or the multipurpose bag.



### Quick-Access Rod Storage

Provides an easy and safe solution to store your rods. It accommodates up to four rods and can be locked for added security when leaving the boat.



### Switch Modular Deck

Innovative tile system that allows you to transform the onboard layout in seconds. Its secure and easy-to-use quick-attach tiles offer unparalleled adaptability.



### Powerfull ROTAX 1630 ACE Engine

Proven to be reliable, this jet propulsion system offers an outsized fun-factor with a level of maneuverability never seen on a pontoon boat.<sup>1</sup>

©2024 Bombardier Recreational Products Inc., (BRP). All rights reserved. ®, TM and the BRP logo are trademarks of Bombardier Recreational Products Inc. or its affiliates. In the USA, products are distributed by BRP US Inc. All other trademarks are the property of their respective owners. BRP reserves the right to discontinue or change specifications, prices, designs, features, models or equipment without incurring obligation. Some models shown may include optional equipment. Product performance may vary depending on external factors. All competitive comparisons are based on published manufacturer specifications at time of creating this document. The warranty is subject to the exclusions, limitations of liabilities and all other terms and conditions of BRP's standard limited warranty. Read the operator's guide and safety instructions. Observe applicable laws and regulations. Children 12 and under must wear a personal flotation device (PFD) at all times. Always carry a personal flotation device for each person on board. Navigation and alcohol/drugs don't mix. Printed in Canada.

<sup>1</sup>Actual engine image may vary.