

H&S

ROUND BALE TRANSPORTS

BT8


EIGHT BALE CAPACITY

BT814

EIGHT BALE CAPACITY

BT6

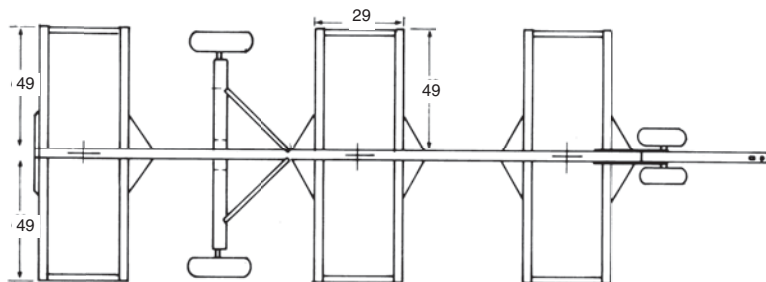
SIX BALE CAPACITY




SPECIFICATIONS

BT6 & BT8

OVERALL LENGTH (INCLUDING 6' TONGUE) 29'3"
 OVERALL WIDTH 102"
 BALE CRADLE WIDTH - 29", LENGTH - 49"
 WEIGHT W/TIRES - BT6 1570#
 TIRES REAR - 12.5 X 15, FRONT - 9.5 X 15




Uprights keep the bales from slipping off the bale cradle.




6' high guide rods allow the operator to see for ease of loading.

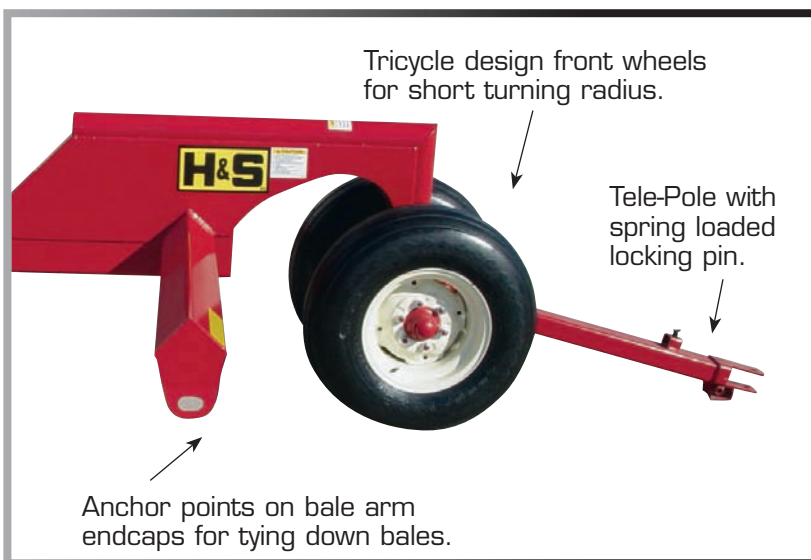
The center beam is made of strong 4" x 8" x 3/16" steel tubing.



The optional bale cradle for over the rear axle will convert a 6 bale transport to an 8 bale transport.



Bale cradle arms are 3/16" square tubing, reinforced with gussets, and tied together with a flat metal strap to keep them from spreading.



BT814

OVERALL LENGTH 28'10"
 OVERALL WIDTH 102"
 BALE CRADLE WIDTH - 41 1/2", LENGTH - 49"
 WEIGHT W/TIRES 2080#
 TIRES REAR - 12.5 X 15, FRONT - 11 X 15
 FRAME-MAIN BEAM 10" X 4" X 5/16" WALL
 BALE ARMS 5" X 5" X 3/16" WALL
 G.V.W. CAPACITY 14,000#

Warranty: See operators manual for warranty details and limitations.
 H&S reserves the right to change its products or the description at any time without notice or obligation.



Manufactured in U.S.A.



NEED A QR CODE READER?
 DOWNLOAD THE FREE APP
 TO YOUR SMARTPHONE!

Buy the BEST

BUY

H&S

Models and specifications are to change without prior notice. 11/12 5M

H & S MANUFACTURING CO. INC.

2608 S. Hume Avenue
 P.O. Box 768 • Telephone (715) 387-3414
 FAX (715) 384-5463 • Website www.hsmfgco.com
 MARSHFIELD, WI 54449



H&S WAREHOUSE 10145 Lakeshore Road
 P.O. Box 1260 • Telephone (716) 736-7595
 FAX (716) 736-7596 • Website www.hsmfgco.com
 RIPLEY, NY 14775