

Demco MAURER

2017 Harvesting Equipment Catalog



Follow us for all the latest news and updates.



www.facebook.com/Demco



twitter.com/demcoag



GRAIN WAGONS

365 & 450	1
550, 650 & 750	2-3

HARVEST LINK

Harvest Link	4
--------------------	---

GRAIN CARTS

550	5
650 & 750	6-7
850	8-9
1050	10-11
1150	12-13
1102 & 1272	14-15
1400	16-17



COMBINE GRAIN TANK EXTENSIONS & Tip Ups

Grain Tank Extensions	24-25
CNH XL Grain Tank Extension	26
JD XL Grain Tank Extension	27
Grain Tank Tip Ups	28-30

COMBINE AUGER

Bin Fill Auger	31
Auger Extender	32
Unloading Auger Extender	33

HEAD TRANSPORTS

AWS 32', 38', 42', 48'	34-35
Head Transport Features & Options	36
20', 24' & 28'	37
32' & 38'	38
42'	39
HD 32', 38', 42' & 48'	40-41



Dear Customer,

Over the years we've been printing catalogs to help customers like you purchase quality products. Every item in this catalog reflects our commitment to quality, durability, efficiency and value.

Our new 2017 Harvesting Equipment Catalog is specifically designed to help you configure and price items and to avoid much of the confusion related to choosing features available on specific implement models. If you have any questions on availability or compatibility to your application, call us at

DEMCO 1-800-543-3626 or

MAURER 1-888-274-6010.

We'll be glad to answer any questions. We're committed to your full satisfaction.

It's just part of ...

"Doing our best to provide you the best".



Affiliated since 2000

Special Information

PRICES & SPECIFICATIONS

All prices and specifications are subject to change without notice. All shipments are billed at price prevailing at time of shipments. ALL PRICES F.O.B. BOYDEN OR SPENCER, IOWA OR AS DESIGNATED IN THIS CATALOG.

TERMS

Customers desiring credit must have good rating or furnish satisfactory reference before shipment will be made, otherwise all orders will be shipped C.O.D. No cash discounts allowed with C.O.D. shipments.

ORDERING

Prospective customers requesting open account status will be required to complete a Demco/Maurer credit application. If open terms cannot be approved, other means of payment will be considered. Please furnish a completed Demco/Maurer credit application with your first order.

SHIPMENTS

Our merchandise is carefully packed and thoroughly inspected before leaving our factory. Responsibility for its safe delivery is assumed by the carrier upon acceptance of the shipment. Claims for loss or damage sustained in transit must therefore be made upon the delivering carrier as follows:

CONCEALED LOSS OR DAMAGE - Concealed loss or damage means loss or damage which does not become apparent until the merchandise has been unpacked. The contents may be damaged in transit due to rough handling even though the carton may not show external damage. When the damage is discovered upon unpacking, make a written request for inspection by the carrier's agent within 15 days of the delivery date. Then file a claim with the carrier, since such damage is the carrier's responsibility.

VISIBLE LOSS OR DAMAGE - Any external evidence of loss or damage must be noted on the freight bill or express receipt, and signed by the carrier's agent. Failure to adequately describe such external evidence of loss or damage may result in the carrier refusing to honor a damage claim. The form required to file a claim will be supplied by the carrier.

SHIPPING ERRORS

Shipping errors resulting in shortages or goods ordered incorrectly by the customer, must be reported to Demco or Maurer Mfg. within 10 days after receipt of merchandise.

PICK UP ORDERS

All orders picked up and signed for by the customer or customer's agent at the Boyden or Spencer, Iowa plant are considered complete as signed. Customer will receive a copy of signed order at time of loading.

PARCEL POST, U.P.S., FEDERAL EXPRESS & FREIGHT

Due to the special packing and handling on Parcel Post and United Parcel shipments, a combined shipping and handling fee will be charged on each carton. Weight limitations are as follows:

Parcel Post = 70 lbs.

UPS = 150 lbs.

Federal Express = 150 lbs. - per carton.

A pallet charge is added on all freight orders.

RETURNS

NO GOODS ARE TO BE RETURNED WITHOUT A RETURNED GOODS AUTHORIZATION NUMBER AND INVOICE NUMBER.

When your order has been filled correctly, the concerned party returning goods must in all cases pay freight, the cost of handling and a 25% restocking charge. All goods to be returned are to be in first class condition. Additional charges will be made for goods returned in other than first class condition.

© 2017 Dethmers Mfg Co.

Demco/Mauer Mfg. have attempted to show each and every product in this catalog in an accurate manner, yet, because we are continually updating product and/or production enhancements may sometimes change the appearance of an item before new photos can be taken.

Demco/Maurer Mfg. are not responsible for typographical errors.

Banjo is a registered trademark of Banjo Corporation. Roundup is a registered trademark of Monsanto. TeeJet, FloodJet, Al TeeJet and BoomJet are registered trademarks of Spraying Systems Co. Viton and Rynite are registered trademarks of E. I. du Pont de Nemours and Company or its affiliates. du Pont is a trademark of E. I. du Pont de Nemours and Company or its affiliates. Raven is a registered trademark of Raven Industries Inc. Hypro is a registered trademark of Hypro. LLC. Cleanload is a trademark of Hypro. LLC. AGCO, Massey Ferguson and Challenger are registered trademarks of AGCO Corporation. Cat is a registered trademark of Caterpillar Inc. John Deere is a registered trademark of Deere & Company. IVT is a trademark of Deere & Company. ILS is a trademark of Deere & Company. Case IH, New Holland and Maxum are registered trademarks of CNH America LLC. Magnum & SuperSteer are a trademark of CNH America LLC. SAFI is a registered trademark of SAFI SAS. UltraFlyte™ is a trademark of Cadorath Unifyte, Extender are the trademark of Stewart Steel, Inc..



Doing Our Best to Provide You the Best

Contact Demco
800-543-3626

Travis Welkholowa
780-318-0442

Ag Rep Inc.
204-725-9211

General Implement Distributors
801-972-4321

Solex
707-678-5533

Scott Scherbring

Territorial Manager

Cell phone: 507-272-5950

E-mail: scott.scherbring@demco-products.com



Ed Stoel

Territorial Manager

Cell phone: 507-220-3312

E-mail: ed.stoel@demco-products.com



Chris Currans

Territorial Manager

Cell phone: 515-708-1147

E-mail: chris.currans@demco-products.com



Brian Tonniges

Territorial Manager

Cell phone: 308-390-1400

E-mail: brian.tonniges@demco-products.com



Denny Menefee

Territorial Manager

Cell phone: 812-593-4589

E-mail: denny.menefee@demco-products.com



**Grant
Howse**
204-721-1998

DFK Equipment Sales
519-349-2080

**General Implement
Distributors**
701-251-2182

**J S
Woodhouse
Company Inc**
315-463-5201

Farmco
517-669-8391

**Hamilton
Equipment
Inc**
717-733-7951

Kimball Sales
800-548-2529

Howard Davis
812-583-3070

**Short Line
Sales**
901-942-0224

Implement Sales LLC
770-908-9439

Lonestar Sales
903-348-1046

*I*NSIDE SALES SUPPORT STAFF

If you have questions about Demco Products . . .

We have the answers

Our *Inside Sales Support Staff* has the experience and knowledge to help guide you through purchasing decisions with complete and accurate information.

When it comes to questions about Demco Products . . .
we have the answers.

Call us: **800-543-3626**

Or e-mail us: **sales@demco-products.com**



Scott
Johnsen
*Call Center
Manager*

Verlin
Keninger
RV Sales

Kenny
Kruse
Sales

Troy
Woelber
Sales

Benji Vande
Griend
*Ag Products Sales
Manager*

Josh
Jaspers
Sales

Kevin
Rosenboom
Sales

Jerry
Sandbulte
*Ag/Lawn and Garden
Sales*

Bob
Netten
Ag Sales

Demco

Doing Our Best to Provide You the Best

Ardell Niemeyer
Shipping Supervisor



365 & 450 Model Grain Wagons



Features

- 30° side slope and 40° end slope on the gravity box.
- Heavy duty bracing on slant side of box and rigid internal box reinforcing braces.
- Rocking bolster is standard on gravity box.
- A 40" (365 Model), 48" (450 Model) wide door opening.
- 7" x 12" grain viewing window.
- Center dump chute for pit unloading.
- **NEW!** LED Lighting consists of two 4" amber lights and two 4" red lights for added road safety.
- Front mounted ladder.
- Heavy duty running gears.
- Heavy duty spindles rated for full capacity.
- Rear mounted SMV sign is standard.
- Transport safety chain.
- 2 wheel brakes on 450 models.

NOTE: Used truck tires furnished by Demco will vary in quality and outward appearance. Demco will guarantee used tires to hold air for 30 days from date wagon is delivered to dealer lot and assumes no warranty or liability on used tires once removed from dealer premises.

NOTE: Units are factory setup.



Grain Handling



Rear hitch and safety chain hook-up



Rear mounted SMV sign



2.8:1 sprocket ratio door opener

HOW TO ORDER 1. Choose **Wagon** 2. Review **Accessories**



Wagon

365 Bushel Wagon (Red) with 385-65R x 22.5 used tires and wheels	9443085	3620 lbs.	\$11,319.00
365 Bushel Wagon (Green) with 385-65R x 22.5 used tires and wheels	9443086	3620 lbs.	\$11,319.00
450 Bushel Wagon (Red) with 385-65R x 22.5 used tires and wheels	9443077	4340 lbs.	\$15,465.00
450 Bushel Wagon (Green) with 385-65R x 22.5 used tires and wheels	9443078	4340 lbs.	\$15,465.00
450 Bushel Wagon (Red) with 425-65R x 22.5 used tires and wheels	9443079	4360 lbs.	\$15,563.00
450 Bushel Wagon (Green) with 425-65R x 22.5 used tires and wheels	9443080	4360 lbs.	\$15,563.00

Blue grain wagons are available by special order.

* Bushel capacity measured with #2 corn at 15% moisture content (56 lb. test weight)



Accessories for 365 Bushel Wagon

Extra Bolt-on Ladder for Rear of Gravity Box	6045	27 lbs.	\$249.00
Factory Installed Roll Up Tarp on 365 wagon (Black Vinyl)	9440086	177 lbs.	\$1,250.00
Field Installed Roll Up Tarp on 365 wagon (Black Vinyl)	9440018	177 lbs.	\$990.00
Factory Installed Roll Up Tarp on 450 wagon (Black Vinyl)	9440087	177 lbs.	\$1,406.00
Field Installed Roll Up Tarp on 450 wagon (Black Vinyl)	9440037	177 lbs.	\$1,144.00

550, 650 & 750 Model Grain Wagons

Choose
Red, Green, or Blue



Fenders optional

Features

- 30° side slope and 40° end slope on the gravity box.
- Heavy duty bracing on slant side of box and rigid internal box reinforcing braces.
- A 60" wide door opening with a 3.7:1 sprocket ratio door opener.
- Center dump chute for pit unloading.
- **NEW!** LED Lighting consists of two 4" amber lights and two 4" red lights for added road safety.
- 2-wheel brakes on 550 bushel model.
- 4-wheel brakes on 650/750 bushel model.
- Rear mounted SMV sign is standard.
- Front mounted ladder.
- Transport safety chain.
- 1-1/4" Tie rods

NOTE: Used truck tires furnished by Demco will vary in quality and outward appearance. Demco will guarantee used tires to hold air for 30 days from date wagon is delivered to dealer lot and assumes no warranty or liability on used tires once removed from dealer premises.

NOTE: Units are factory setup.



Fenders and Tarp optional



550/650 Models



750 Model

Heavy duty torsion bar suspension reduces wagon stress and improves ride and handling.



One piece reach pipe for pull through rear hitch design and safety chain support



3.7:1 sprocket ratio door opener with roller guides and chute light. Door stops at 1/4" increments.



Ladder has hand rails and non-slip steps

HOW TO ORDER 1. Choose Wagon 2. Review Accessories



Wagon

550 Bushel Wagon (Red) with 425-65R x 22.5 used tires and wheels	9443097	5840 lbs.	\$19,365.00
550 Bushel Wagon (Green) with 425-65R x 22.5 used tires and wheels	9443098	5840 lbs.	\$19,365.00
550 Bushel Wagon (Red) with 445-65R x 22.5 used tires and wheels	9443099	5972 lbs.	\$19,833.00
550 Bushel Wagon (Green) with 445-65R x 22.5 used tires and wheels	9443100	5972 lbs.	\$19,833.00
650 Bushel Wagon (Red) with 425-65R x 22.5 used tires and wheels	9443104	6344 lbs.	\$22,049.00
650 Bushel Wagon (Green) with 425-65R x 22.5 used tires and wheels	9443105	6344 lbs.	\$22,049.00
650 Bushel Wagon (Red) with 445-65R x 22.5 used tires and wheels	9443106	6500 lbs.	\$22,486.00
650 Bushel Wagon (Green) with 445-65R x 22.5 used tires and wheels	9443107	6500 lbs.	\$22,486.00
650 Bushel Wagon (Red) with 445-65R x 22.5 new tires and wheels <i>Special Order</i>	9443120	6500 lbs.	\$25,861.00
650 Bushel Wagon (Green) with 445-65R x 22.5 new tires and wheels <i>Special Order</i>	9443121	6500 lbs.	\$25,861.00
750 Bushel Wagon (Red) with 445-65R x 22.5 used tires and wheels	9443131	7100 lbs.	\$24,330.00
750 Bushel Wagon (Green) with 445-65R x 22.5 used tires and wheels	9443132	7100 lbs.	\$24,330.00
750 Bushel Wagon (Red) with 455-55R x 22.5 used tires and wheels	9443125	7125 lbs.	\$25,204.00
750 Bushel Wagon (Green) with 455-55R x 22.5 used tires and wheels	9443126	7125 lbs.	\$25,204.00

* Bushel capacity measured with #2 corn at 15% moisture content (56 lb. test weight)

Blue grain wagons are available by special order.



Accessories

Fenders Factory Installed (set of 4)	9440062	235 lbs.	\$1,024.00
Fenders Field Installed (set of 4)	9440113	235 lbs.	\$924.00
Roll Up Tarp Factory Installed (Black Vinyl)			
Some dealer assembly required on 750 due to shipping restrictions	9440088	255 lbs.	\$1,625.00
Roll Up Tarp Field Installed (Black Vinyl)	9440019	255 lbs.	\$1,364.00
*550/650 Extra Bolt on Ladder for rear (hardware not included)	12441-30	27 lbs.	\$253.00
*750 Extra Bolt on Ladder for rear (hardware not included)	14353-30	35 lbs.	\$339.00

*Note: Cannot be installed with a Roll Tarp option



Harvest Link



Patent # 9061834

Features

- Capacity of 3,000 bu. (based on #2 corn, 56#)
- 2-Point hitch
- Wireless grain weighing system. This system allows grain carts to unload into the Harvest Link and the Harvest Link to load trucks at the same time and record both transactions. (Tablet not included)
- 2 Wireless iForeman grain weight monitoring systems for grain carts (Tablets not included)
- Unload rate of 300 bu. / min.
- 18" unload auger with UltraFlyte™ auger flighting
- Minimum tractor requirements: 200 HP and 35 GPM oil flow
- 1 ¾" PTO shaft
- Hydraulic drag auger with 35 GPM radial piston hydraulic motor
- Hydraulic door over drag auger
- 4 remote outlets required: 2 for drag auger, 1 for transport lift & 1 for folding functions
- 6 function electric over hydraulic block with joystick control
- Roll tarp
- LED lights
- Optional camera kit

Benefits of Harvest Link

- Keep your equipment moving. Increase harvest efficiency.
- Extra capacity to keep grain carts, trucks & combines harvesting.
- Reduce grain cart size & number which will save dollars & reduce compaction.
- Reduce the number of trucks & combines in your operation.
- 36' auger length gives the option of loading trucks on a secondary road where permitted.
- Adjustable auger allows for loading a truck without moving it.
- Scale system records all grain flow transfers in and out of the Harvest Link.
- Scale can be pre-programmed to set GVW load limits for each truck.

Specs

- OVERALL LENGTH: 56'
- WIDTH: 12'
- HEIGHT: High Side – 150"
- HEIGHT: Low Side – 133"
- AUGER REACH: 36'



Joystick Control



Convenient clean-out doors

HOW TO ORDER 1. Choose Unit 2. Review Accessories



Harvest Link

3000 Bushel (Red)	9447001
3000 Bushel (Green)	9447002

33,000 lbs	\$225,000.00
33,000 lbs	\$225,000.00

* Bushel capacity measured with #2 corn at 15% moisture content (56 lb. test weight)



Accessories for Harvest Link

Camera Kit (Rear, Tank & Auger Cameras)	9440123
---	---------

Call for Pricing

550 Model Grain Cart



Features

- 1000 RPM PTO
- 30" hydraulic controlled flow gate.
- Auger positioned for operator visibility.
- Auger folds within the width of the box for compact transporting and storage.
- 2 grain viewing windows.
- Welded box construction with silicone sealed seams resists rust and corrosion.
- 7000 lb. drop-leg tongue jack with separate storage positions provides tighter turning radius.
- Hand wheel operated clean-out door at bottom of auger for easy post season cleanup.
- LED Tail, flasher/turn signal lights and auger spotlight for nighttime operation.
- Available with 120" fixed or 120" - 144" adjustable axle tread width.
- Transport width: 12' 9".
- Rear mounted SMV sign is standard.
- Transport safety chain.
- Optional roll top tarp.
- Optional adjustable auger spout.
- 14" diameter balanced auger with 5/16" flighting and Posi-Lock connection.
- UltraFlyte made with 1008/1010 high carbon steel including a thicker outer edge, resulting in up to 50% longer wear and faster conveying.
- Automatic reset "cut-out" clutch with overrunning clutch to protect auger drive and tractor PTO.
- Available with hydraulic drive. (15-25 GPM minimum oil flow required.)



HOW TO ORDER 1. Choose **Capacity** 2. Choose **Color** 3. Choose **Axle Type** 4. Choose **Drive Package** 5. Choose **Wheels** 6. Review **Accessories**



Capacity

* All grain carts require a Demco axle

500 Bushel Grain Cart with 14' auger (Red)	9445039		\$15,829.00
500 Bushel Grain Cart with 14' auger (Green)	9445040		\$15,829.00
500 Bushel Grain Cart with 14' auger (Blue)	9445045	Special Order	\$15,829.00

* Bushel capacity measured with #2 corn at 15% moisture content (56 lb. test weight)



Axle Type

120" Axle less wheels	9445401		\$3,934.00
120" - 144" Adjustable Axle less wheels	9445402		\$4,526.00



Drive Package

1000 RPM PTO - 1 3/8" spline with automatic clutch	13399		\$711.00
1000 RPM PTO - 1 3/4" spline with automatic clutch	13398		\$776.00
Factory installed hydraulic (15-25 GPM oil flow required. Reduces auger speed).	9445611		\$1,811.00



Wheels and Tires (2 required)

23.1 x 26 12 Ply Diamond Tire & Wheel (Silver) (09174-60)	9445211-60	each \$2,369.00	x 2= \$4,738.00
24.5 x 32 12 Ply Lug Tire & Wheel (Silver) (09175-60)	9445205-60	each \$3,205.00	x 2= \$6,410.00

Note: Units ordered less wheels is NOT recommended and voids any and all warranty consideration on hubs, spindles, bearings, axle and related components



Accessories

Factory Installed Roll Up Tarp (endcaps reduce load capacity)	9440089		\$2,218.00
Factory Installed Scale for 550 Bushel (less console)	9440066		\$2,181.00
640 Console with harnesses	9440111		\$967.00
12 VDC Printer with interface cable	14990		\$720.00
Adjustable Auger Spout	9440077		\$896.00
Slip Plate Coating	SLIPPL	Net.	\$381.00
1000 RPM PTO - 1 3/8" spline (tractor half only)	13441		\$459.00
1000 RPM PTO - 1 3/4" spline (tractor half only)	13440		\$496.00
Field Installed Roll Up Tarp (endcaps reduce load capacity)	9440064		\$1,800.00
Field Installed Scale for 550 Bushel (less console)	9440068		\$2,638.00
640 Console with harnesses	9440111		\$967.00
Field installed hydraulic (15-25 GPM oil flow required. Reduces auger speed)	9445611		\$1,811.00

650 & 750 Model Grain Carts


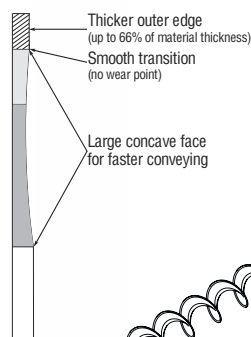
Choose
Red, Green, or Blue

OPTIONAL FEATURE



Features

- 1000 RPM PTO.
- 14" diameter balanced auger with 5/16" flighting and Posi-Lock connection.
- UltraFlyte made with 1008/1010 high carbon steel including a thicker outer edge, resulting in up to 50% longer wear and faster conveying.
- Automatic reset "cut-out" clutch with overrunning clutch to protect auger drive and tractor PTO
- Available with hydraulic drive. (15-25 GPM minimum oil flow required.)
- 30" hydraulic controlled flow gate.
- Auger positioned for operator visibility.
- Auger folds within the width of the box for compact transporting and storage.
- 2 grain viewing windows.
- Welded box construction with silicone sealed seams resists rust and corrosion.
- 7000 lb. drop-leg tongue jack with separate storage position provides tighter turning radius.
- Hand wheel operated clean-out door at bottom of auger for easy post season cleanup.
- **NEW!** LED Tail, flasher/turn signal lights and auger spotlight for nighttime operation.
- Available with 120" fixed or 120" - 144" adjustable axle tread width.
- Transport width: 12' 9".
- Rear mounted SMV sign is standard.
- Transport safety chain.
- Optional roll top tarp.
- Optional adjustable auger spout.
- Optional ergonomic pendant control.



Convenient Ergonomic Pendant Grip Control (optional)



Capacity

* All grain carts require a Demco axle

650 Bushel Grain Cart with 14' auger (Red)	9445041		\$17,561.00
650 Bushel Grain Cart with 14' auger (Green)	9445042		\$17,561.00
650 Bushel Grain Cart with 14' auger (Blue)	9445046	<i>Special Order</i>	\$17,561.00
750 Bushel Grain Cart with 14' auger (Red)	9445043		\$20,622.00
750 Bushel Grain Cart with 14' auger (Green)	9445044		\$20,622.00
750 Bushel Grain Cart with 14' auger (Blue)	9445047	<i>Special Order</i>	\$20,622.00
* Bushel capacity measured with #2 corn at 15% moisture content (56 lb. test weight)			



Axle Type

650 Bushel Grain Cart with 120" Axle less wheels	9445405		\$4,878.00
650 Bushel Grain Cart with 120" - 144" Adjustable Axle less wheels (for use with single wheels)	9445406		\$5,476.00
650 Bushel Grain Cart with Dual Wheels fixed 120" - 180" less wheels	9445419		\$6,607.00
750 Bushel Grain Cart with 120" Axle less wheels	9445409		\$5,978.00
750 Bushel Grain Cart with 120" - 144" Adjustable Axle less wheels (for use with single wheels)	9445410		\$6,881.00
750 Bushel Grain Cart with Dual Wheels fixed 120" - 180" less wheels	9445419		\$6,607.00



Drive Package

1000 RPM PTO - 1 3/8" spline with automatic clutch	13399		\$711.00
1000 RPM PTO - 1 3/4" spline with automatic clutch	13398		\$776.00
Factory installed hydraulic (15-25 GPM oil flow required. Reduces auger speed.)	9445611		\$1,811.00



Wheels and Tires (2 required)

24.5 x 32 12 Ply Lug Tire & Wheel (Silver) (09380-60)	9445201-60	each \$3,331.00	x 2= \$6,662.00
24.5 x 32 12 Ply Diamond Tire & Wheel (Silver) (09380-60)	9445202-60	each \$3,580.00	x 2= \$7,160.00
30.5 x 32 12 Ply Lug Tire & Wheel (Silver) (09381-60)	9445203-60	each \$4,008.00	x 2= \$8,016.00
30.5 x 32 12 Ply Diamond Tire & Wheel (Silver) (09381-60)	9445204-60	each \$4,248.00	x 2= \$8,496.00
Duals - 18.4 x 38 - 8 Ply Lug Tire & Wheel (Silver)			
30" row spacing	9445215-60	each \$8,158.00	x 2= \$16,316.00
Duals - 520/85R38 155B Load Index, Lug Tire & Wheel (Silver) (10830-60)			
30" row spacing	9445213-60	each \$7,950.00	x 2= \$15,900.00

Note: Units ordered less wheels is NOT recommended and voids any and all warranty consideration on hubs, spindles, bearings, axle and related components



Accessories

Factory Installed Roll Up Tarp (endcaps reduce load capacity)			
Some dealer assembly required. Tarp & bows are removed due to shipping restrictions	9440090		\$2,156.00
Factory Installed Scale (less console)	9440067		\$2,923.00
640 Console with harnesses	9440111		\$967.00
Wireless Scale Connection (Android and Apple system compatible)	9440112		\$2,011.00
12 VDC Printer with interface cable	14990		\$720.00
Data Transfer Kit	9440063		\$618.00
15' Harness Extension for Scale	13266		\$171.47
Adjustable Auger Spout (requires 1 additional hydraulic remote)	9440077		\$896.00
Pendant Grip Control (factory installed)	9440082		\$1,761.00
Pendant Grip Control (field installed)	9440105		\$2,137.00
Slip Plate Coating	SLIPPL		Net. \$381.00
Field installed hydraulic (15-25 GPM oil flow required. Reduces auger speed)	9445611		\$1,811.00
1000 RPM PTO - 1 3/8" spline (tractor half only)	13441		\$459.00
1000 RPM PTO - 1 3/4" spline (tractor half only)	13440		\$496.00
Field Installed Roll Up Tarp (endcaps reduce load capacity)	9440020		\$1,738.00
Field Installed Scale (less console)	9440069		\$3,380.00
640 Console with harnesses	9440111		\$967.00



POSI-DRIVE coupler eliminates noise and shock when engaging

Model 640

Data Transfer Kit



Line Printer

NOTES ON HYDRAULICS

A standard grain cart requires two hydraulic remotes. The optional adjustable spout requires an additional hydraulic remote.

Optional Pendant Control manages slide gate, folding auger and adjustable spout and requires one hydraulic remote.

Additional 15 - 25 GPM oil flow is required for hydraulic unloading drive.

Hydraulic drive is optional (15-25 GPM oil flow required)



850 Model Grain Cart

Choose
Red, Green, or Blue

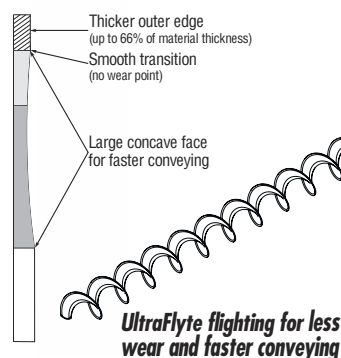
STANDARD FEATURE



Features

- 1000 RPM PTO.
- Hydraulic drive (35-40 GPM minimum oil flow required).
- Automatic reset "cut-out" clutch with overrunning clutch to protect auger drive and tractor PTO
- 18" diameter balanced auger with 3/8" flighting and Posi-Lock connection.
- UltraFlyte made with 1008/1010 high carbon steel including a thicker outer edge, resulting in up to 50% longer wear and faster conveying.
- Optional chrome flighting for improved wear resistance.
- 30" hydraulic controlled flow gate.
- Auger positioned for operator visibility.
- Auger folds within the width of the box for compact transporting and storage.
- 1 grain viewing window.
- Welded box construction with silicone sealed seams resists rust and corrosion.
- 7000 lb. drop-leg tongue jack with separate storage position provides tighter turning radius.
- Hand wheel operated clean-out door at bottom of auger for easy post season cleanup.
- LED Tail, flasher/turn signal lights and auger spotlight for nighttime operation.
- Available with 120" fixed or 120" - 144" adjustable axle tread width.
- 22,500 lb. Ductile Iron Hubs
- Transport width with single wheels set on 120" centers: 12' 9"
- Transport safety chain.
- Adjustable auger spout.
- Optional roll top tarp.
- Optional ergonomic pendant control.
- Optional wireless auto weighing system. (For details go to www.agscales.com)

Optional Spout Extension



Convenient Ergonomic Pendant Grip Control (optional)



Tablet and smart phone not included.

Wireless

NOTES ON HYDRAULICS

A standard grain cart requires three hydraulic remotes.

Optional Pendant Control manages slide gate, folding auger and adjustable spout and requires one hydraulic remote.

35-40 GPM oil flow is required for hydraulic unloading drive.

70 GPM max oil flow is required for high speed high torque hydraulic unloading drive.

Model 640



Data Transfer Kit

Line Printer



Hydraulic drive is optional (35-40 GPM oil flow and 2 remote outlets required)



POSI-DRIVE coupler eliminates noise and shock when engaging



Capacity

* All grain carts require a Demco axle or approved track system

850 Bushel Grain Cart (Red)	9445048	\$26,569.00
850 Bushel Grain Cart (Green)	9445049	\$26,569.00
850 Bushel Grain Cart (Blue)	9445050	\$26,569.00

Special Order

* Bushel capacity measured with #2 corn at 15% moisture content (56 lb. test weight)



Axle Type

120" Axle less wheels	9445421	\$6,128.00
120" - 144" Adjustable Axle less wheels (for use with single wheels)	9445422	\$7,030.00
120" - 160" Adjustable Axle less wheels (for use with single wheels)	9445434	\$10,942.00
Dual Wheel Fixed Axle 120"/180" less wheels	9445423	\$6,643.00
Track system 36" wide	9445429	\$57,995.00



Drive Package

1000 RPM PTO - 1 3/8" spline (with automatic clutch)	13395	\$979.00
1000 RPM PTO - 1 3/4" spline (with automatic clutch)	13394	\$942.00

Factory installed hydraulic (35-40 GPM oil flow and 2 remote outlets required.

Reduces auger speed)	9445609	\$3,299.00
----------------------	---------	------------

Factory Installed High Speed High Torque Hydraulic Drive (70 GPM Max oil flow and

3 remote outlets required)	9445612	\$4,814.00
----------------------------	---------	------------



Wheels and Tires (2 required)

24.5 x 32 12 Ply Lug Tire & Wheel (Silver) (09380-60)	9445201-60	each	\$3,331.00	x 2=	\$6,662.00
24.5 x 32 12 Ply Diamond Tire & Wheel (Silver) (09380-60)	9445202-60	each	\$3,580.00	x 2=	\$7,160.00
30.5 x 32 12 Ply Lug Tire & Wheel (Silver) (09381-60)	9445203-60	each	\$4,008.00	x 2=	\$8,016.00
800R/65 x 32 172 Load Index, Lug Tire & Wheel (Silver) (09381-60)	9445223-60	each	\$4,873.00	x 2=	\$9,746.00
30.5 x 32 12 Ply Diamond Tire & Wheel (Silver) (09381-60)	9445204-60	each	\$4,248.00	x 2=	\$8,496.00
900/60R32 - 176 Load Index, Lug Tire and Wheel (Silver) (09381-60)	9445218-60	each	\$5,479.00	x 2=	\$10,958.00
Duals 18.4 x 38 - 8 Ply Lug Tire and Wheel (Silver) 30" row spacing	9445215-60	each	\$8,158.00	x 2=	\$16,316.00
Duals - 520/85R38 155B Load Index, Lug Tire & Wheel (10830-60)					
30" row spacing (Silver)	9445213-60	each	\$7,950.00	x 2=	\$15,900.00

Note: Units ordered less wheels is NOT recommended and voids any and all warranty consideration on hubs, spindles, bearings, axle and related components



Accessories

Factory Installed Roll Up Tarp (endcaps reduce load capacity)

Some dealer assembly required. Tarp & bows are removed due to shipping restrictions	9440091	\$2,484.00
---	---------	------------

Factory Installed Scale for Wheeled Units (Less console)	9440085	\$2,923.00
---	---------	------------

Factory Installed Scale for Tracks System (Less console)	9440094	\$4,498.00
---	---------	------------

640 Console with harnesses	9440111	\$967.00
----------------------------	---------	----------

2060 Console with harnesses	9440116	\$1,831.00
-----------------------------	---------	------------

Wireless Scale Connection (Android and Apple system compatible)	9440112	\$2,011.00
---	---------	------------

15' Harness Extension for Scale	13266	\$171.47
---------------------------------	-------	----------

12 VDC Printer with interface cable	14990	\$720.00
-------------------------------------	-------	----------

Data transfer kit	9440063	\$618.00
-------------------	---------	----------

Chrome Flighting (in lieu of standard fighting)	9440106	\$1,827.00
---	---------	------------

Pendant Grip Control (factory installed)	9440081	\$1,761.00
--	---------	------------

12' Harness Extension for Pendant	13566	\$186.50
-----------------------------------	-------	----------

Slip plate coating	SLIPPL	Net. \$381.00
--------------------	--------	---------------

Factory Installed 12" Auger Spout Extension	9440122	\$205.00
---	---------	----------

1000 RPM PTO - 1 3/8" spline (tractor half only)	13409	\$496.00
--	-------	----------

1000 RPM PTO - 1 3/4" spline (tractor half only)	13408	\$533.00
--	-------	----------

Field Installed Roll Up Tarp (endcaps reduce load capacity)	9440035	\$2,066.00
---	---------	------------

Field Installed Scale for Wheeled Units (Less console)	9440071	\$3,380.00
---	---------	------------

640 Console with harnesses	9440111	\$967.00
----------------------------	---------	----------

2060 Console with harnesses	9440116	\$1,831.00
-----------------------------	---------	------------

Field installed hydraulic (35-40 GPM oil flow and 2 remote outlets required.		
--	--	--

Reduces auger speed)	9445610	\$3,350.00
----------------------	---------	------------

Field Installed High Speed High Torque Hydraulic Drive (70 GPM Max oil flow and		
---	--	--

3 remote outlets required)	9445613	\$4,865.00
----------------------------	---------	------------

Pendant Grip Control (field installed)	9440104	\$2,137.00
--	---------	------------

Field Installed 12" Auger Spout Extension	9440121	\$105.00
---	---------	----------

1050 Model Grain Cart

Choose
Red, Green, or Blue

STANDARD FEATURE



Optional Spout Extension

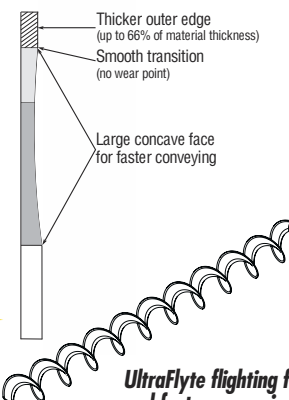
Features

- 1000 RPM PTO.
- Hydraulic drive (35 GPM minimum oil flow required).
- Automatic reset "cut-out" clutch with overrunning clutch to protect auger drive and tractor PTO
- 18" diameter balanced auger with 3/8" flighting and Posi-Lock connection.
- UltraFlyte made with 1008/1010 high carbon steel including a thicker outer edge, resulting in up to 50% longer wear and faster conveying.
- Optional chrome flighting for improved wear resistance.
- 30" hydraulic controlled flow gate.
- Auger positioned for operator visibility.
- Auger folds within the width of the box for compact transporting and storage.
- 1 grain viewing window.
- Welded box construction with silicone sealed seams resists rust and corrosion.
- 7000 lb. drop-leg tongue jack with separate storage position provides tighter turning radius.
- Hand wheel operated clean-out door at bottom of auger for easy post season cleanup.
- **NEW!** LED Tail, flasher/turn signal lights and auger spotlight for nighttime operation.
- Available with 120" fixed or 120" - 144" adjustable axle tread width.
- 22,500 lb. Ductile Iron Hubs
- Transport width with single wheels set on 120" centers: 12' 9"
- Transport safety chain.
- Adjustable auger spout.
- Optional roll top tarp.
- **NEW!** Optional ergonomic pendant control.
- **NEW!** Optional wireless auto weighing system. (For details go to www.agsscales.com)

Tablet and smart phone not included.



Wireless



UltraFlyte flighting for less wear and faster conveying



Convenient Ergonomic Pendant Grip Control (optional)



Posi-Drive coupler eliminates noise and shock when engaging



Model 640

Data Transfer Kit



Line Printer

NOTES ON HYDRAULICS

A standard grain cart requires three hydraulic remotes.

Optional Pendant Control manages slide gate, folding auger and adjustable spout and requires one hydraulic remote.

35-40 GPM oil flow is required for hydraulic unloading drive.

70 GPM max oil flow is required for high speed high torque hydraulic unloading drive.



Hydraulic drive is optional (35-40 GPM oil flow and 2 remote outlets required)



Capacity

* All grain carts require a Demco axle or approved track system

1000 Plus Bushel Grain Cart (Red)	9445051	\$30,774.00
1000 Plus Bushel Grain Cart (Green)	9445052	\$30,774.00
1000 Plus Bushel Grain Cart (Blue)	9445053	\$30,774.00

Special Order

* Bushel capacity measured with #2 corn at 15% moisture content (56 lb. test weight)



Axle Type

120" Axle less wheels	9445424	\$7,031.00
120" - 144" Adjustable Axle less wheels (for use with single wheels)	9445425	\$8,307.00
120" - 160" Adjustable Axle less wheels (for use with single wheels)	9445433	\$12,219.00
Dual Wheel Fixed Axle 120"/180" less wheels	9445426	\$7,515.00
Track system 36" wide	9445430	\$58,495.00



Drive Package

1000 RPM PTO - 1 3/8" spline (with automatic clutch)	13395	\$979.00
1000 RPM PTO - 1 3/4" spline (with automatic clutch)	13394	\$942.00
Factory installed hydraulic (35-40 GPM oil flow and 2 remote outlets required. Reduces auger speed)	9445609	\$3,299.00
Factory Installed High Speed High Torque Hydraulic Drive (70 GPM Max oil flow and 3 remote outlets required)	9445612	\$4,814.00

NEW!



Wheels and Tires (2 required)

30.5 x 32 12 Ply Lug Tire & Wheel (Silver) (09381-60)	9445203-60	each	\$4,008.00	x 2=	\$8,016.00
800R/65 x 32 172 Load Index, Lug Tire & Wheel (Silver) (09381-60)	9445223-60	each	\$4,873.00	x 2=	\$9,746.00
30.5 x 32 12 Ply Diamond Tire & Wheel (Silver) (09381-60)	9445204-60	each	\$4,248.00	x 2=	\$8,496.00
900/60R32 - 176 Load Index, Lug Tire and Wheel (Silver) (09381-60)	9445218-60	each	\$5,479.00	x 2=	\$10,958.00
Duals 18.4 x 38 - 8 Ply Lug Tire and Wheel (Silver) 30" row spacing	9445215-60	each	\$8,158.00	x 2=	\$16,316.00
Duals - 520/85R38 155B Load Index, Lug Tire & Wheel (10830-60)	9445213-60	each	\$7,950.00	x 2=	\$15,900.00

Note: Units ordered less wheels is NOT recommended and voids any and all warranty consideration on hubs, spindles, bearings, axle and related components



Accessories

Factory Installed Roll Up Tarp (endcaps reduce load capacity)		
Some dealer assembly required. Tarp & bows are removed due to shipping restrictions	9440092	\$2,597.00
Factory Installed Scale for Wheeled Unit (Less console)	9440085	\$2,923.00
Factory Installed Scale for Tracks System (Less console)	9440094	\$4,298.00
640 Console with harnesses	9440111	\$967.00
2060 Console with harnesses	9440116	\$1,831.00
Wireless Scale Connection (Android and Apple system compatible)	9440112	\$2,011.00
15' Harness Extension for Scale	13266	\$171.47
12 VDC Printer with interface cable	14990	\$720.00
Data transfer kit	9440063	\$618.00
Factory Installed 12" Auger Spout Extension	9440122	\$205.00
Chrome Flighting (in lieu of standard fighting)	9440106	\$1,827.00
Pendant Grip Control (factory installed)	9440081	\$1,761.00
12' Harness Extension for Pendant	13566	\$186.50
Slip plate coating	SLIPPL	Net. \$381.00
Field Installed Roll Up Tarp (endcaps reduce load capacity)	9440078	\$2,179.00
Field installed hydraulic (35-40 GPM oil flow and 2 remote outlets required. Reduces auger speed)	9445610	\$3,350.00
Field Installed High Speed High Torque Hydraulic Drive (70 GPM Max oil flow and 3 remote outlets required)	9445613	\$4,865.00
1000 RPM PTO - 1 3/8" spline (tractor half only)	13409	\$496.00
1000 RPM PTO - 1 3/4" spline (tractor half only)	13408	\$533.00
Field Installed 12" Auger Spout Extension	9440121	\$105.00
Field Installed Scale Wheeled Unit (Less console)	9440071	\$3,380.00
640 Console with harnesses	9440111	\$967.00
2060 Console with harnesses	9440116	\$1,831.00
Pendant Grip Control (field installed)	9440104	\$2,137.00

NEW!

NEW!



1150 Model Grain Cart

Choose
Red, Green, or Blue

STANDARD FEATURE



ADJUSTABLE SPOUT

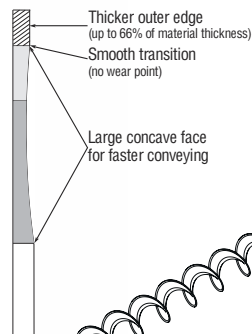
Features

- 1000 RPM PTO.
- Hydraulic drive (35 GPM minimum oil flow required).
- Automatic reset "cut-out" clutch with overrunning clutch to protect auger drive and tractor PTO
- 18" diameter balanced auger with 3/8" flighting and Posi-Lock connection.
- UltraFlyte made with 1008/1010 high carbon steel including a thicker outer edge, resulting in up to 50% longer wear and faster conveying.
- Optional chrome flighting for improved wear resistance.
- 30" hydraulic controlled flow gate.
- Auger positioned for operator visibility.
- Auger folds within the width of the box for compact transporting and storage.
- 1 grain viewing window.
- Welded box construction with silicone sealed seams resists rust and corrosion.
- 7000 lb. drop-leg tongue jack with separate storage position provides tighter turning radius.
- Hand wheel operated clean-out door at bottom of auger for easy post season cleanup.
- **NEW!** LED Tail, flasher/turn signal lights and auger spotlight for nighttime operation.
- 35,000 lb. Ductile Iron Hubs
- Transport width with 900R tires: 15' 2", with 1050R tires: 16' 6"
- Transport safety chain.
- Adjustable auger spout.
- Optional roll top tarp.
- Optional ergonomic pendant control.
- **NEW!** Optional wireless auto weighing system. (For details go to www.agsscales.com)

Optional Spout Extension



35,000 lb. Ductile Iron Hubs



UltraFlyte flighting for less wear and faster conveying



Convenient Ergonomic Pendant Grip Control (optional)



Posi-DRIVE coupler eliminates noise and shock when engaging



Model 640

Data Transfer Kit

Line Printer



Model 2060

Tablet and smart phone not included.



Wireless



Capacity

* All grain carts require a Demco axle or approved track system

1100 Plus Bushel Grain Cart (Red)	9445077	\$35,758.00
1100 Plus Bushel Grain Cart (Green)	9445078	\$35,758.00
1100 Plus Bushel Grain Cart (Blue)	9445079	Special Order \$35,758.00

* Bushel capacity measured with #2 corn at 15% moisture content (56 lb. test weight)



Axle Type

Axle less wheels	9445431	\$8,013.00
Track system 36" wide	9445432	\$72,895.00



Drive Package

1000 RPM PTO - 1 3/8" spline (with automatic clutch)	13395	\$979.00
1000 RPM PTO - 1 3/4" spline (with automatic clutch)	13394	\$942.00
Factory installed hydraulic (35-40 GPM oil flow and 2 remote outlets required. Reduces auger speed)	9445609	\$3,299.00
NEW! Factory Installed High Speed High Torque Hydraulic Drive (70 GPM Max oil flow and 3 remote outlets required)	9445612	\$4,814.00



Wheels and Tires (2 required)

900/60R32 - 185 Load Index, Lug Tire and Wheel (Silver)	9445225-60	each \$6,724.00 x 2=	\$13,448.00
1050/50R32 - 195 Load Index, Lug Tire and Wheel (Silver)	9445230-60	each \$10,023.00 x 2=	\$20,046.00

Note: Units ordered less wheels is NOT recommended and voids any and all warranty consideration on hubs, spindles, bearings, axle and related components



Accessories

Factory Installed Roll Up Tarp (endcaps reduce load capacity)		
Some dealer assembly required. Tarp & bows are removed due to shipping restrictions	9440102	\$2,705.00
Factory Installed Scale for Wheeled Unit (Less console)	9440099	\$4,562.00
Factory Installed Scale for Tracks System (Less console)	9440103	\$6,897.00
640 Console with printer port	9440111	\$967.00
2060 Console with harnesses	9440116	\$1,831.00
15' Harness Extension for Scale	13266	\$171.47
NEW! Wireless Scale Connection (Android and Apple system compatible)	9440112	\$2,011.00
12 VDC Printer with interface cable	14990	\$720.00
Data transfer kit	9440063	\$618.00
Chrome Flighting (in lieu of standard fighting)	9440106	\$1,827.00
Pendant Grip Control (factory installed)	9440081	\$1,761.00
12' Harness Extension for Pendant	13566	\$186.50
Slip plate coating	SLIPPL	Net. \$381.00
NEW! Factory Installed 12" Auger Spout Extension	9440122	\$205.00
Field Installed Roll Up Tarp (endcaps reduce load capacity)	9440101	\$2,287.00
Field installed hydraulic (35-40 GPM oil flow and 2 remote outlets required. Reduces auger speed)	9445610	\$3,350.00
Field Installed High Speed High Torque Hydraulic Drive (70 GPM Max oil flow and 3 remote outlets required)	9445613	\$4,865.00
NEW! Field Installed 12" Auger Spout Extension	9440121	\$105.00
Field Installed Scale Wheeled Unit (Less console)	9440100	\$6,369.00
640 Console with printer port	9440111	\$967.00
2060 Console with harnesses	9440116	\$1,831.00
Pendant Grip Control (field installed)	9440104	\$2,137.00

NOTES ON HYDRAULICS

A standard grain cart requires three hydraulic remotes.

Optional Pendant Control manages slide gate, folding auger and adjustable spout and requires one hydraulic remote.

35-40 GPM oil flow is required for hydraulic unloading drive.

70 GPM max oil flow is required for high speed high torque hydraulic unloading drive.



Hydraulic drive is optional (35-40 GPM oil flow and 2 remote outlets required)



1102 & 1272 Model Grain Carts

Choose
Red, Green, or Blue

NEW!

STANDARD FEATURE

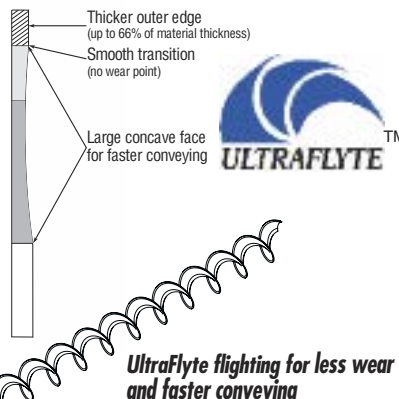


Features

- 1000 RPM PTO.
- Hydraulic drive (35 GPM minimum oil flow required).
- Automatic reset "cut-out" clutch with overrunning clutch to protect auger drive and tractor PTO
- 20" diameter balanced auger with 3/8" flighting and Posi-Lock connection.
- UltraFlyte made with 1008/1010 high carbon steel including a thicker outer edge, resulting in up to 50% longer wear and faster conveying.
- Auger positioned for operator visibility.
- Auger folds within the width of the box for compact transporting and storage.
- Grain viewing windows.
- Welded box construction with silicone sealed seams resists rust and corrosion.
- 7000 lb. drop-leg tongue jack with separate storage position provides tighter turning radius.
- Hand wheel operated clean-out door at bottom of auger for easy post season cleanup.
- LED Tail, flasher/turn signal lights and auger spotlight for nighttime operation.
- Transport width with single wheels: 12'
- Transport safety chain.
- Adjustable auger spout.
- Optional roll top tarp.
- Optional ergonomic pendant control.
- Optional wireless auto weighing system. (For details go to www.agsscales.com)

NEW!

NEW!





Capacity

* All grain carts require a Demco axle

1100 Plus Bushel Grain Cart (Red)	9445100		\$41,795.00
1100 Plus Bushel Grain Cart (Green)	9445101		\$41,795.00
1100 Plus Bushel Grain Cart (Blue)	9445102	<i>Special Order</i>	\$41,795.00
1100 Plus Bushel Grain Cart with Tracks (Red)	9445104		\$111,790.00
1100 Plus Bushel Grain Cart with Tracks (Green)	9445105		\$111,790.00
1100 Plus Bushel Grain Cart with Tracks (Blue)	9445106	<i>Special Order</i>	\$111,790.00
1270 Plus Bushel Grain Cart (Red)	9445108		\$43,795.00
1270 Plus Bushel Grain Cart (Green)	9445109		\$43,795.00
1270 Plus Bushel Grain Cart (Blue)	9445110	<i>Special Order</i>	\$43,795.00
1300 Plus Bushel Grain Cart with Tracks (Red)	9445112		\$113,790.00
1300 Plus Bushel Grain Cart with Tracks (Green)	9445113		\$113,790.00
1300 Plus Bushel Grain Cart with Tracks (Blue)	9445114	<i>Special Order</i>	\$113,790.00

* Bushel capacity measured with #2 corn at 15% moisture content (56 lb. test weight)



Axle Type

Dual Wheel Axle 60"/120" or 84"/144" with 520/85 R42 dual tires (Silver)	9445094-60	\$29,795.00
Axle with 1050/50 R32 195 Load Index tires (Silver)	9445446	\$27,532.00
Axle with 1250x32 tires (Silver)	9445447	\$32,132.00



Accessories

1102 Factory Installed Roll Up Tarp (endcaps reduce load capacity) <i>Some dealer assembly required. Tarp & bows are removed due to shipping restrictions</i>	9440118	\$2,855.00
1272 Factory Installed Roll Up Tarp (endcaps reduce load capacity) <i>Some dealer assembly required. Tarp & bows are removed due to shipping restrictions</i>	9440120	\$2,955.00
Factory Installed Scale Package for Dual Axle (Less Console)	9445073	\$4,895.00
Factory Installed Scale Package for Single Axle (Less Console)	9440114	\$5,025.00
Factory Installed Scale Package for Track Axle (Less Console)	9445074	\$6,336.00
640 Console with harnesses	9440111	\$967.00
2060 Console with harnesses	9440116	\$1,831.00
15' Harness Extension for Scale	13266	\$171.47
NEW! Wireless Scale Connection (Android and Apple system compatible)	9440112	\$2,011.00
12 VDC Printer with interface cable	14990	\$720.00
Data transfer kit	9440063	\$618.00
Slip plate coating	SLIPPL	Net. \$381.00
NEW! Factory Installed High Speed High Torque Hydraulic Drive (70 GPM Max oil flow and 3 remote outlets required) in lieu of PTO Drive	9445614	\$3,814.00
NEW! Factory Installed 12" Auger Spout Extension	9440122	\$205.00
Pendant Grip Control (factory installed)	9440081	\$1,761.00
12' Harness Extension for Pendant	13566	\$186.50
Field Installed High Speed High Torque Hydraulic Drive (70 GPM Max oil flow and 3 remote outlets required)	9445615	\$4,865.00
Pendant Grip Control (field installed)	9440104	\$2,137.00
NEW! Field Installed 12" Auger Spout Extension	9440121	\$105.00
1102 Field Installed Roll Up Tarp (endcaps reduce load capacity)	9440117	\$2,435.00
1272 Field Installed Roll Up Tarp (endcaps reduce load capacity)	9440119	\$2,535.00



POSI-DRIVE coupler eliminates noise and shock when engaging



Tablet and smart phone not included.



Convenient Ergonomic Pendant Grip Control (optional)

1400 Model Grain Cart

Choose
Red, Green, or Blue

STANDARD FEATURE



Features

- NEW!** Available with **NEW** 20 bolt hub on singles
- Modular box construction with silicone sealed seams
- 22" diameter computer balanced discharge auger with Posi-Drive connection
- UltraFlyte made with 1008/1010 high carbon steel including a thicker outer edge, resulting in up to 50% longer wear life and faster conveying.
- Adjustable spout with end delivery for even flow unloading
- Forward positioned auger for optimum in-cab visibility
- Adjustable austempered cast hitch, fits category 3 or 4 hammerstrap tractor drawbar
- 30" hydraulic controlled flow gate
- Hydraulic drive drag auger (40 GPM, 2200 psi requires 2 remote tractor outlets)
- 1000 RPM PTO, 1.75"-20 spline - for unloading auger
- Pendant grip control & hydraulic block - 1 remote outlet performs 3 cart functions (auger fold, adjustable spout & auger flow gate)
- Automatic reset "cut-out" clutch with overrunning clutch to protect auger drive and tractor PTO
- NEW!** LED Tail, flasher/turn signal lights and auger spotlight for nighttime operation
- Optional Weigh scale kit and console with printer port
- Grain viewing windows
- Transport safety chain.
- Optional roll top tarp.
- NEW!** Optional wireless auto weighing system. (For details go to www.agsscales.com)



Oscillating inline duals minimize frame stress and field scuffing

Convenient Ergonomic
Pendant Grip Control



NOTES ON HYDRAULICS

A standard grain cart requires three hydraulic remotes:

Pendant Control manages slide gate, folding auger and adjustable spout and requires one hydraulic remote.

70 GPM max oil flow is required for hydraulic drive drag auger (requires two hydraulic remotes).



Capacity

1400 Bushel Grain Cart (Red)	9445066	\$57,593.00
1400 Bushel Grain Cart (Green)	9445067	\$57,593.00
1400 Bushel Grain Cart (Blue)	9445068	\$57,593.00
* Bushel capacity measured with #2 corn at 15% moisture content (56 lb. test weight)		



Axle Type

NEW 120 Inch Axle with 20 bolt hub and 1250 X 32 tires (Silver)	9445071-60	\$46,132.00
Dual Wheel Axle 120"/180" with 520/85 R38 dual tires (Silver)	9445070-60	\$34,981.00
Track system with 36" Wide Belts	9445072	\$70,995.00



Accessories

Factory Installed Roll Up Tarp (endcaps reduce load capacity)	9440093	\$3,446.00
Field Installed Roll Up Tarp (endcaps reduce load capacity)	9440083	\$3,030.00
Factory Installed Scale Package for Single Axle (Less Console)	9445075	\$3,453.00
Factory Installed Scale Package for Dual Axle (Less Console)	9445073	\$4,895.00
Factory Installed Scale Package for Track System (Less Console)	9445074	\$6,336.00
640 Console with harnesses	9440111	\$967.00
2060 Console with harnesses	9440116	\$1,831.00
NEW! 15' Harness Extension for Scale	13266	\$171.47
Wireless Scale Connection (Android and Apple system compatible)	9440112	\$2,011.00
12 VDC Printer with interface cable	14990	\$720.00
Data transfer kit	9440063	\$618.00



POSI-DRIVE coupler eliminates noise and shock when engaging



Model 2060



Tablet and smart phone not included.

NEW!

Wireless



Model 640



Data Transfer Kit

Line Printer



Demco

We've been time tested and proven...

Back in 1950, Robert Dethmers started Dethmers Manufacturing Company in a corner of an implement dealership. One of his first products was fertilizer application equipment for the agricultural industry.

Today, as Demco continues to grow, our tradition of building quality products, employing talented, industrious people and providing attentive service remains. Our sales staff along with our dealers and distributors across the United States, Canada and the world carry on the standard.

Meeting the challenges and opportunities of changing times has produced growth in product lines. Our products are engineered and constructed with the best of materials and the latest in manufacturing technology, then tested beyond recommendations, pushing the product to its limit before the Demco name goes on. Our reputation was built on quality and dependability and we continue by being tougher on the product than the consumer.

Demco is committed to give its customers quality products tailored to meet their needs.

Demco / ***MAURER***
Affiliated since 2000

Doing our Best to Provide You the Best

MAURER





Stewart Steel
866-940-4411

Scott Scherbring

Territorial Manager

Cell phone: 507-272-5950

E-mail: scott.scherbring@demco-products.com



Ed Stoel

Territorial Manager

Cell phone: 507-220-3312

E-mail: ed.stoel@demco-products.com



Chris Currans

Territorial Manager

Cell phone: 515-708-1147

E-mail: chris.currans@demco-products.com



Brian Tonniges

Territorial Manager

Cell phone: 308-390-1400

E-mail: brian.tonniges@demco-products.com



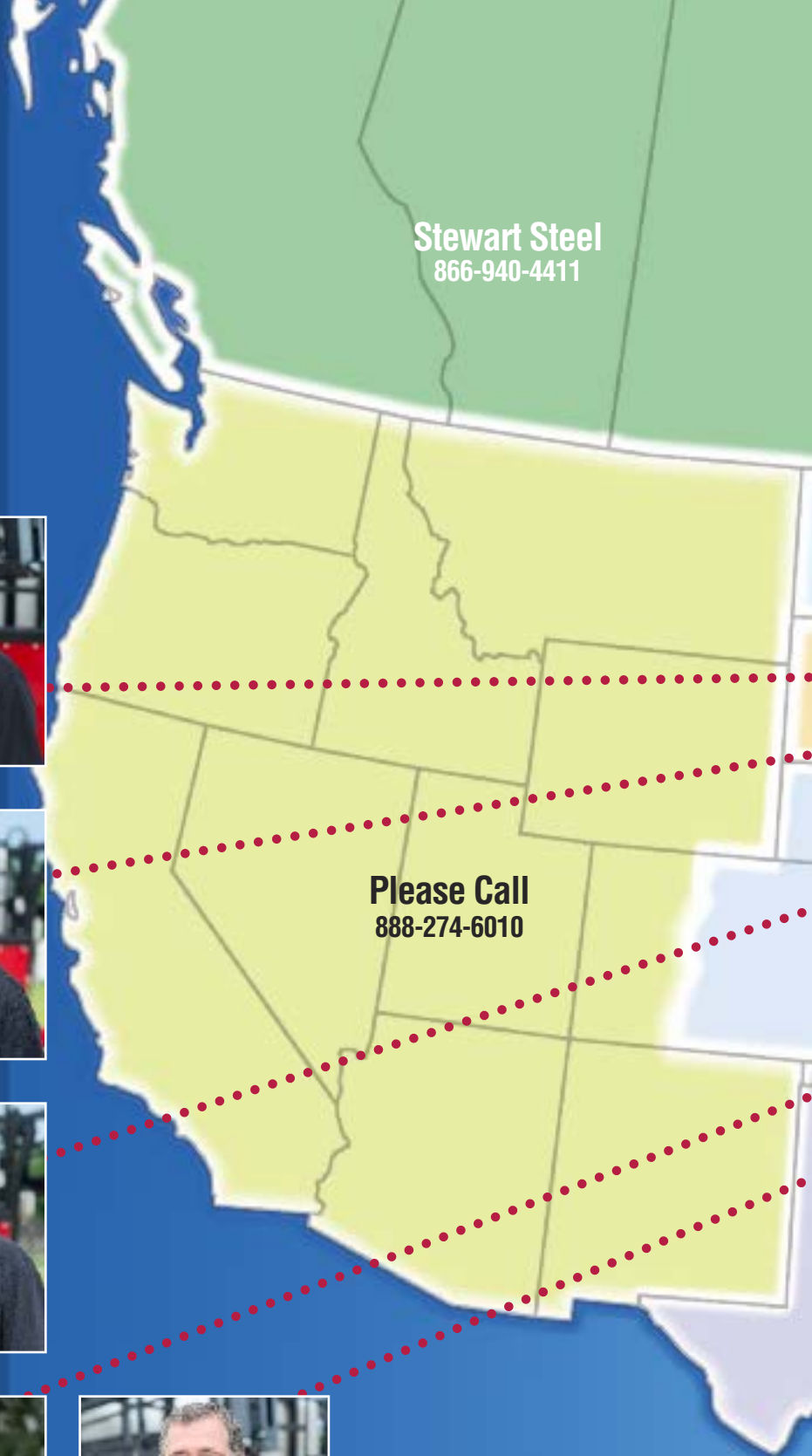
Denny Menefee

Territorial Manager

Cell phone: 812-593-4589

E-mail: denny.menefee@demco-products.com

Please Call
888-274-6010





DFK Equipment Sales
519-349-2080

General Implement
701-251-2182

Farmco
517-669-8391

Kimball Sales
800-548-2529

Please Call
888-274-6010

**Short Line
Sales**
901-942-0224

Lone Star Sales
903-348-1046



Benji Vande Griend

Agricultural Products Sales Manager

E-mail: benji.vandegriend@demco-products.com

*I*NSIDE SALES SUPPORT STAFF

Lonnie Subbert
Engineering Manager



Mark Hickerson
Ag and Trailer Sales

Pam Miller
Ag and Trailer Sales

MAIN OFFICE

MAURER
ANUFACTURING

John Tatman
Plant Manager

Amy Bussell
Business Manager

Jerry Sanbulte
Ag Sales

If you have questions about Maurer Products . . .
We have the answers

Our *Inside Sales Support Staff* has the experience and knowledge to help guide you through purchasing decisions with complete and accurate information.

When it comes to questions about Maurer . . .
we have the answers.

Call us at: **1-888-274-6010**
Or e-mail us: **maurer@maurermfg.com**



In the early 1990's Bob Maurer believed there was a better method for timing the unloading of clean grain from the combine. This was the spark for the Maurer Grain Tank Extension, a product that took the combine aftermarket by storm and provided the foundation for all we offer today.

In 2000 the Maurer's transitioned ownership to a group of individuals with years of experience in the manufacturing and supplying of agricultural equipment. Thus began the affiliation with Demco, a relationship that provides the ag equipment market with an unparalleled offering of innovative quality products and services.

Each day we make decisions that impact the way our customers do business. We strive to make products and conduct operations in a way that makes each customer proud to have the Maurer logo on their equipment.



Affiliated since 2000

Grain Tank Extensions

Features

- Caterpillar, New Holland and Gleaner extensions utilize rectangular formed tube frames to provide unmatched strength and stability.
- 3" formed channel frame on John Deere and Case IH provide unmatched strength and stability.
- Rear entry step for added safety and convenience on Generation II extensions.
- Corner caps on all Generation II extensions to prevent leakage.
- Quick and easy fold down of extension for lower transport height.



Added Bushel Capacity per Extension

John Deere

Model	Size	Standard Capacity	Added Capacity	Total Capacity
9400, 9410, 9450	Regular	182	118	300
9400, 9410, 9450	Large	182	168	350
9500, 9510, 9550	Regular	204	96	300
9500, 9510, 9550	Large	204	146	350
9550, 9560W (2002 and Newer)	Regular	204	96	300
9550, 9560W (2002 and Newer)	Large	204	146	350
9600, 9610, 9650W	Regular	240	110	350
9600, 9610, 9650W	Large	240	150	390
9650, 9660W (2002 and Newer)	Regular	240	110	350
9650, 9660W (2002 and Newer)	Large	240	150	390
9650, 9660 STS	Regular	250	125	375
9650, 9660 STS	Large	250	185	435
9750, 9760, 9860, 96/97/9870 STS	Regular	300	75	375
9750, 9760, 9860, 96/97/9870 STS	Large	300	135	435
S550	Regular	250	125	375
S550	Large	250	185	435
S660/S670	Regular	300	75	375
S660/S670	Large	300	135	435
S680/S690	Regular	400	-	-
S680/S690	Large	400	35	435

Case IH

Model	Size	Standard Capacity	Added Capacity	Total Capacity
7010, 7120, 7230	Regular	315	50	365
7010, 7120, 7230	Large	315	120	435
8010, 8120/9120, 8230/9230	Regular	330	35	365
8010, 8120/9120, 8230/9230	Large	330	105	435
2166, 2366	Regular	185	105	290
2166, 2366	Large	185	150	335

Case IH - Continued

Model	Size	Standard Capacity	Added Capacity	Total Capacity
2188, 2388	Regular	210	95	305
2188, 2388	Large	210	140	350

New Holland

Model	Size	Standard Capacity	Added Capacity	Total Capacity
CR920	Regular	205	110	315
CR920	Large	205	180	385
CR940, 9040	Regular	255	110	365
CR940, 9040	Large	255	180	435
CR960, 9060	Regular	300	65	365
CR960, 9060	Large	300	135	435
CR970, 9070	Regular	330	35	365
CR970, 9070	Large	330	105	435
CR6090, 7090, 8080	Regular	315	50	365
CR6090, 7090, 8080	Large	315	120	435
CR9080, 8090, 9090	Regular	350	15	365
CR9080, 8090, 9090	Large	350	85	435

Gleaner

Model	Size	Standard Capacity	Added Capacity	Total Capacity
R-52, R-55	Regular	200	85	285
R-52, R-55	Large	200	150	350
R-62, R-65, R66	Regular	225	100	325
R-62, R-65, R66	Large	225	175	400
R-72, R-75, R76	Regular	300	60	360
R-72, R-75, R76	Large	300	100	400

Grain Tank Extensions

HOW TO ORDER 1. Choose **Correct Model Number** 2. Determine **Extension Size** 3. Review **Accessories**

****When ordering JD or CIH parts or Tip-Ups, Gen I or Gen II design MUST be determined before ordering.**

Please view website: www.maurermfg.com

Click on: **Ag Products**

On the "Extensions" tab select **Gen 1 or Gen 2**



Combine Grain Tank Extensions for John Deere

JD 9400, 9410, 9450W (prior to Serial # 695101)	9E000003	\$1,865.00
JD 9400, 9410, 9450W Tip Up Assy	9E000004	\$710.00
JD 9500, 9510, 9550W (prior to Serial # 695201)	9E000003	\$1,865.00
JD 9500, 9510, 9550W, 9560W Tip Up Assy	9E000004	\$710.00
JD 9600, 9610, 9650W (prior to Serial # 695301)	9E000003	\$1,865.00
JD 9600, 9610, 9650W Tip Up Assy	9E000004	\$710.00
JD 9450W (Serial # 695101 and up)	9E000008	\$1,865.00
JD 9550, 9560W (Serial # 695201 and up)	9E000008	\$1,865.00
JD 9650, 9660W (Serial # 695301 and up)	9E000009	\$1,865.00
JD 9650, 9660W (Serial # 695301 and up) Tip Up Assy	9E000010	\$710.00
JD 96/9750, 96/97/9860, 96/97/9870 STS	9E000001	\$2,180.00
JD 96/9750, 96/97/9860, 96/97/9870 STS Tip Up Assy	9E000002	\$780.00
JD STS Mntg Kit (required for High Rate Unloading Auger)	9E000017	\$300.00
JD STS Mntg Kit (Additional Corner Filler Strips, NOT Required)	9E000031	N/C
JD S series Extension & Mounting Kit (Replaces JD S Series manual fold)	9E000032	\$2,495.00
JD S series Tip Up Assy (For use w/Maurer part # 9E000032)	9E000002	\$780.00
JD S550/S650/S660 Extension (For use w/JD reg. rate auger)	9E000033	\$2,220.00
JD S550/S650/S660 Tip Up Assy	9E000034	\$795.00

Combine Grain Tank Extensions for Case IH

CIH All 60, 80, 66, 77, 88 Series Red (60/66/reqs riser)	9E000005	\$1,865.00
CIH All 60, 80, 66, 77, 88 Series Black (60/66/reqs riser)	9E000011	\$1,865.00
CIH 60/66 Riser Kit Red	9E000007	\$260.00
CIH All 60, 80, 66, 77, 88 Series Tip Up Assy Red	9E000006	\$710.00
CIH All 60, 80, 66, 77, 88 Series Tip Up Assy Black	9E000012	\$710.00
CIH 7010/8010, 7120/8120/9120, 7230/8230/9230 Black	9E000015	\$2,180.00
CIH 7010/8010, 7120/8120/9120, 7230/8230/9230 Black Tip Up Assy	9E000016	\$780.00
CIH 2588 Tip Up Assy (for 2588 factory extension)	9E000020	\$810.00

Combine Grain Tank Extensions for New Holland

NH TR96, 97, 98, 89, 99 (TR89, 99 must specify paint color)	95969701	\$1,865.00
NH TR96, 97, 98, 89, 99 Tip Up Assy (specify paint color)	95969703	\$710.00
NH CR920, 940, 960, 970, 9040/60/70/80, 60/70/80/9090, 8080	9E000015	\$2,180.00
NH CR920, 940, 960, 970, 9040/60/70/80, 60/70/80/9090, 8080 Tip Up Assy	9E000016	\$780.00

Combine Grain Tank Extensions for Gleaner

Gleaner R52, 55	95520001	\$1,865.00
Gleaner R52, 55 Tip Up Assy	95520003	\$710.00
Gleaner R62, 65, 66, 72, 75, 76	95720001	\$1,865.00
Gleaner R62, 65, 66, 72, 75, 76 Tip Up Assy	95720003	\$710.00

Combine Grain Tank Extensions for Caterpillar

Caterpillar 400, 500 Series (must be 280 bu. factory tank)	9CCSE001	\$2,180.00
--	----------	------------

JD and CNH XL Extensions continued on next page.

Tip Ups for JD and CNH Factory Extensions continued on pages 28, 29 & 30.

Maurer

CNH XL Grain Tank Extension

Available only for certain CNH/NH Combines (Replaces Factory Grain Tank Extension)




Features

- Convenient fold down for storage or transport.
- Durable and sturdy design.
- Total capacity approx. 560 bu.
- Height above cab approx. 32".
- Overall height approx. 15'-6".

Maurer



HOW TO ORDER 1. Choose **Model**

	Combine XL Grain Tank Extension		
	CIH-XL 8010, 8120, 9120, 8230, 8240, 9230, 9240		
	<i>please note combine model for proper hand rail</i>	9E000042	\$4,685 .00
	CNH-XL CR980, CR9080, CR9090, CR8080, CR8090, CR8.90, CR9.90		
	<i>please note combine model for proper hand rail</i>	9E000042	\$4,685 .00
	CNH/CR 8120/9120/8230/9230/CR980/CR8080/CR8090/CR9080/CR9090		
	Hand Rail for 9E000042 Extension Only	5E000163	N/C
	CIH 8010 Hand Rail for 9E000042 Extension Only	5E000164	N/C
	Case IH 8240/9240 Hand Rail	5E000193	N/C

JD XL Grain Tank Extension

Available only for John Deere S680 & S690 Combines (Replaces Factory Grain Tank Extension)



Features

- Convenient fold down for storage or transport.
- Durable and sturdy design.
- Total capacity approx. 560 bu.
- Height above cab approx. 32".
- Overall height approx. 15'-6".

Maurer

HOW TO ORDER 1. Choose Model



Combine XL Grain Tank Extension

JD-XL (S680/S690) 9E000040

\$4,685 .00

Tip Ups for JD and CNH Factory Extensions continued on next page.

Grain Tank Tip Ups (for factory extensions)

Maurer



John Deere

Combine Model:

Equipped w/ Factory POWERFOLD Extension Size:	Maurer Model	Part #	
S660/S670	300 Bushel + 150 Bu. w/ Maurer Product	MS150E	9E000044
S680/S690	400BU. + 75 BU. w/ Maurer Product	MS75E	9E000049

Combine Model:

Combine Model:	Equipped w/ Factory Manual Fold Extension Size:	Maurer Model	Part #
9660/9670/9760/9770/9860/9870 STS	OEM Manual Fold + 60 Bu. w/ Maurer Product	M60	9E000018
9660/9670/9760/9770/9860/9870 STS	OEM Manual Fold + 120 Bu. w/ Maurer Product	M120	9E000021
S660/S670	300 Bushel + 60 Bu. w/ Maurer Product	MS67SQ	9E000047
S660/S670	300 Bushel + 120 Bu. w/ Maurer Product	MS120 SQ	9E000046
S660/S670	300 Bushel + 60 Bu. w / Maurer Product	MS67	9E000041
S660/S670	300 Bushel + 120 Bu. w/ Maurer Product	MS120	9E000036
S680/S690	400 Bushel + 60 Bu. w/ Maurer Product	MS60	9E000037
S680/S690	400BU. + 60 BU. w/ Maurer Product	MS60SQ	9E000043

Case IH

Combine Model:

Equipped w/ Factory Manual Fold Extension Size:	Maurer Model	Part #	
5088/5130 /5140	24 Inch + 100 Bu. w/ Maurer Product	MX250	9E000025
5088/5130/6088/6130/7088/7130 /5140/6140/7140	32 Inch + 100 Bu. w/ Maurer Product	MX300	9E000024
7010/7120/7230/7240	24 Inch + 100 Bu. w/ Maurer Product	MZ315	9E000026
7230/8010/8120/8230/9120/9230	27 Inch + 100 Bu. w/ Maurer Product	MZ350	9E000027
8240/9240	33 Inch + 65 Bu. w/ Maurer Product	MX410	9E000048

New Holland

Combine Model:

CR940/CR960	24 Inch + 100 Bu. w/ Maurer Product	MZ315	9E000026
CR970/CR980	27 Inch + 100 Bu. w/ Maurer Product	MZ350	9E000027
CR9040/CR9060/CR6090/CR7090/CR8080	24 Inch + 100 Bu. w/ Maurer Product	MZ315	9E000026
CR9070/CR9080/CR9090	27 Inch + 100 Bu. w/ Maurer Product	MZ350	9E000027
CR6.80, CR6.90, CR7.90	24 INCH + 100BU. w/ Maurer Product	MZ315	9E000026
CR8090/CR9090/CR8.90/CR9.90	33Inch + 65 Bu. w/ Maurer Product	MZ410	9E000045

Grain Tank Tip Ups (for factory extensions)

Features

- Easy installation
- Durable and sturdy design
- Unmatched quality
- Attractive appearance



Maurer

HOW TO ORDER 1. Choose **Correct Model Number** 2. Determine **Extension Size** 3. Review **Accessories**



Combine Tip-Ups for John Deere Factory Extensions Serial No.

	Height	Maurer No.	Price
M60 Tip Up (for 60/70 series STS factory ext. w/ steel corners)	8" Tall	9E000018	\$1,260.00
M120 Tip Up (for 60/70 series STS factory ext. w/ steel corners)	14" Tall	9E000021	\$1,835.00
M120 Tip Up Additional Sensor Bracket Assembly	n/a	5E000079	\$55.00
M60 Tip Up Additional Sensor Bracket Assembly	n/a	5E000080	\$55.00
MS120 Tip Up (For S660 factory equipped 300 bu. extension)	14" Tall	9E000036	\$1,895.00
MS120 Tip Up (For S670 factory equipped 300 bu. extension)	14" Tall	9E000036	\$1,895.00
MS67 Tip Up (For S660 factory equipped 300 bu. extension)	8" Tall	9E000041	\$1,315.00
MS67 Tip Up (For S670 factory equipped 300 bu. extension)	8" Tall	9E000041	\$1,315.00
MS60 Tip Up (For S680 factory equipped 400 bu. extension)	8" Tall	9E000037	\$1,260.00
MS60 Tip Up (For S690 factory equipped 400 bu. extension)	8" Tall	9E000037	\$1,260.00
MS67SQ Tip Up (For S660 factory equipped 300 bu. extension w/ square corners)	8" Tall	9E000047	\$1,440.00
MS67SQ Tip Up (For S670 factory equipped 300 bu. extension w/ square corners)	8" Tall	9E000047	\$1,440.00
MS120SQ Tip Up (For S660 factory equipped 300 bu. extension w/ square corners)	14" Tall	9E000046	\$2,015.00
MS120SQ Tip Up (For S670 factory equipped 300 bu. extension w/ square corners)	14" Tall	9E000046	\$2,015.00
MS60SQ Tip Up (For S680 factory equipped 400 bu. extension)	8" Tall	9E000043	\$1,260.00
MS60SQ Tip Up (For S690 factory equipped 400 bu. extension)	8" Tall	9E000043	\$1,260.00

Combine Tip-Ups for CNH/CR Factory Extensions

MX300 Tip Up (for manual fold 32" factory extension)	14" Tall	9E000024	\$1,835.00
MX250 Tip Up (for manual fold 24" factory extension)	18" Tall	9E000025	\$1,835.00
MZ315 Tip Up (for manual fold 24" factory extension)	14" Tall	9E000026	\$1,835.00
MZ350 Tip Up (for manual fold 27" factory extension)	14" Tall	9E000027	\$1,835.00
MX410 Tip Up (for manual fold 33" CIH factory extension)	8" Tall	9E000048	\$1,835.00
MZ410 Tip Up (for manual fold 33" CNH factory extension)	8" Tall	9E000045	\$1,835.00

Grain Tank Tip Ups (for factory Power fold Extensions)

Maurer



HOW TO ORDER 1. Choose Model



Combine Tip-Ups for John Deere Factory Power Fold Extensions

MS150E Tip-Up (For S660/S670 Power Fold factory equipped 300 bu. extension) adds 150 bu. (450 total bushels)

14" Tall **.9E000044** \$1,170.00

MS75E Tip-Up (For S680/S690 Power Fold factory equipped 400 bu. extension) adds 75 bu. (475 total bushels)

7" Tall **.9E000049** \$1,350.00



Combine Tip-Ups for CIH Factory Power Fold Extensions

MZ315P Tip-Up (For 7120, 7230, 7240 w/24" Power Fold factory extension panels) adds 75 bu. (390 total bushels)

13" Tall **.9E000050** \$2,035.00

Handrail Options: N/C R5E000163LO -Required for CIH 7120. R5E000193LO Required for CIH 7240. OEM Handrail will work on CIH 7230.

MZ350P Tip-Up (For 8120, 9120, 7230, 8230, 9230 w/27" Power Fold factory extension panels) adds 75 bu. (425 total bushels)

13" Tall **.9E000051** \$2,135.00

Handrail Options: N/C R5E000163LO -Required for CIH 8120, 9120, 8230, 9230. OEM Handrail will work on CIH 7230



Combine Tip-Ups for CIH Factory Power Fold Cover Extensions

MZ315C Tip-Up (For 7120, 7230, 7240 w/24" Power Fold cover F&R panels) adds 75 bu. (390 total bushels)

13" Tall F&R Panels **.9E000052** \$1,920.00

Handrail Options: N/C R5E000163LO -Required for CIH 7120. R5E000193LO Required for CIH 7240. OEM Handrail will work on CIH 7230.

MZ350C Tip-Up (For 8120, 9120, 7230, 8230, 9230 w/27" Power Fold cover F&R panels) adds 75 bu. (425 total bushels)

13" Tall F&R Panels **.9E000053** \$2,125.00

Handrail Options: N/C R5E000163LO -Required for all models

Bin fill Auger

Features

- Available to fit most makes and models of combines.
- Reduces auger flighting wear, relieves belts, pulleys, clutches, chains and gear boxes.
- Set screws allow for infinite adjustment to maximize grain holding capacity.
- Quick release pivot to lower to transport position in seconds.
- Mounting brackets attach easily to your grain tank.



Mounting brackets



Set screws



Reduces wear



Quick release

Maurer

HOW TO ORDER 1. Choose Model 2. Review Accessories



Bin Fill Augers

Bin Fill Auger (less hydraulic hoses) **9A000013** \$1,320.00

Please note combine size for proper length of support pipe **5A000013** N/C

BFA Auger Extender 2010 (adds 16" in height of auger) **9A000051** \$115.00

Flow Control Valve (w/ built in relief valve) **1AKFADD0000** \$205.00

Check Valve (required on CIH combine w/ hydraulic reverser) **1AKGANGANGO** \$80.00

Flat Face Hydraulic Fitting Kit **97961000** \$35.00

Extended folding Auger

Features

- Reduces auger flighting wear.
- Helps relieve strain on belts and pulleys.
- Extended height: Above cab - 31 1/4",
Above Maurer extension - 14".
- Folds quickly and easily to original grain tank height.



Reduces Grain Damage!



Extended



Folded

HOW TO ORDER 1. Choose **Model** 2. Review **Accessories**



Extended Folding Auger

Extended Quick Fold Auger JD9500, 9510 (Ser #640201 and up) **97950006**

\$1,225.00

Extended Quick Fold Auger JD9600, 9610 (Ser #640301 and up) **97960806**

\$1,225.00

Not available for 9450, 9550, 9560, 9650, 9660 or STS Models

Unloading Auger Extenders™



HOW TO ORDER 1. Choose **Model** 2. Review **Accessories**



Unloading Auger Extenders

3' Extender JD 60/70/S Series 14" Auger (No Welding, Includes Spout)	9A000029	\$1,845.00
3' Extender JD 60/70/S Series 17" Auger (No Welding, Includes Spout)	9A000034	\$1,950.00
JD 60/70/S Series 17" Spout Only (JD Replacement)	9A000052	\$405.00
FT-3 Extender Case IH (1460-2388)	9A000017	\$1,265.00
FT-3 Extender John Deere (6620-9750 STS)	9A000018	\$1,110.00
FT-3 Extender Massey (Rotary 8560-9790)	9A000020	\$1,215.00
FT-3 Extender Cat Challenger (Rotary 660, 670)	9A000022	\$1,215.00
FT-3 Extender NH, CNH (CR, CX, 8010) prior to 2007	9A000023	\$1,255.00
FT-3 Extender CNH (5088-7088, 7120-9120)	9A000043	\$1,255.00
07-08 CR, CNH Extender Replacement - Black (07-08 Models Only)	R1A000033	\$1,320.00
07-08 CNH Extender Replacement - Red (07-08 Models Only)	R1A000034	\$1,320.00
42" Extender for MF 15" Auger w/ Truss Support-Red	9A000044	\$2,185.00
42" Extender for Gleaner 15" Auger w/ Truss Support-Silver	9A000045	\$2,185.00
42" Extender for Challenger 15" Auger w/ Truss Support-Yellow	9A000046	\$2,185.00
FT-2 Gleaner N, R 12" Auger (N, R 60-72)	9A000024	\$1,015.00
FT-2 Gleaner N, R 14" Auger (R 65, 75, S77)	9A000030	\$1,070.00
FT-2 NH (TR 86-99, TX 66, 68)	9A000026	\$1,305.00
FT-2 CNH Extender 16" (8230, 9230)	9A000056	\$1,360.00
CIH Tube Support Sleeve	9A000025	\$365.00
FT-3 Grain Saver Door, JD	9A000019	\$255.00
FT-3 Grain Saver Door, CIH	9A000028	\$255.00
FT-3 Grain Saver Door, CNH	9A000039	\$270.00
FT-3 Spout Only NH CR, CNH 8010 (Stewart Steel Replacement Only)	R1A000018	\$245.00
FT-3 Spout Only CIH (Stewart Steel Replacement Only)	R1A000014	\$220.00
FT-3 Spout Only JD (Stewart Steel Replacement Only)	R1A000013	\$220.00

Maurer

Spout Re-direct KIT

Features

- Fits All Newer Case and New Holland Combines.
- Spout mounts on to factory spout and directs the grain downward
- Ideal for small grains, swathing, short header, windy conditions and low grain truck or wagon applications as well



HOW TO ORDER 1. Choose **Model** 2. Review **Accessories**



Spout Re-direct KIT

EXT-CNH-SRDX Combine Unloading Auger Spout Re-direct KIT **9A000058**

\$285.00

AWS Head Transports Features & Options

Features Available	32/38 AWS Head Transport	42/48 AWS Head Transport
Front and Rear Torsion Flex Idler Axles	Standard	Standard
1 Brake (Front and/or Rear Axles)	Optional	Optional
Draper Brackets	Optional	Optional
Stalk Brackets	Optional	Optional
2 5/16" Ball Coupler	Optional	Optional
Pintle Ring	Optional	Optional
Front Fenders	Optional	Optional
Rear Fenders	Optional	Optional

Adjustable Top Rail



Adjustable upper support tube for flexibility when mounting heads

Torsion flex axles, front and rear for a smooth ride. LED lights and SMV sign are standard equipment.

Torsion Axles with LED lights and SMV



Front and Rear Articulating Pivots



Heavy Duty articulating pivots add strength, durability and provide a short turning radius. Minimum Turning Radius:
 48' AWS = 27.75 ft.
 42' AWS = 24 ft.
 38' AWS = 21.25 ft.
 32' AWS = 17.5 ft.

Steering Linkages



Steering linkages with ball joints for smooth steering of rear axle. Located on side of main frame, also allows increased ground clearance.

Radial Tires and 8 bolt Hubs are standard features.



Head Transports AWS 32', 38', 42' & 48' Models



Standard Features

h 1: IXZaSXW 8VPf 8ZXWb 3fVP & -,# " -2# 3OTcabLMVP ISP 6XeWa\$ Fbg ,
h 1: GPLZ IXZaSXW 8VPf 3fVP & -,# " -2# h IPVPaNXYSWQ IXWQcP e(5VPdSa " +i 9S
h 2: IXZaSXW 8VPf 8ZXWb 3fVP & ,# " -2# 3OTcabLMVP HVSOPZ 4ZLNUPba\$ Fbg ,
h 2: GPLZ IXZaSXW 8VPf 3fVP & ,# " -2# h 3OTcabLMVP JYYPZ HcYYXZb lcMP
h A76 GPLZ ILSV ASQRba e(1 EXVP GkEIBQHSQW
h CPe ,-(2)G+0 AXLO GLWQP 7 ISZPa 8-5LZZgSWQ 5LYLNSbg +.\$))) VMa & -,# " -2#
-2#\$ " ,# h 5LZZgSWQ 5LYLNSbg +0\$))) VMa & ,# " -2#
h CPe ,+(1)G+1' AXLO GLWQP 9 ISZPa h 3LZDSbSXWLV DYbSXWa 3dLSVLMVP

HOW TO ORDER 1. Choose Head Transports 2. Review Options



Head Transporter

32' Head Transporter	AWS 32	\$10,700.00
38' Head Transporter	AWS 38	\$11,340.00
42' Head Transporter	AWS 42	\$11,840.00
48' Head Transporter	AWS 48	\$13,550.00

Options

710 Telescoping Tongue w/2 5/16" Ball Coupler (I.L.O. Clevis)	6H0001	\$80.00
710 Telescoping Tongue w/3" Pintle Eye (I.L.O. Clevis)	6H0002	\$55.00
1110 Telescoping Long Tongue w/Clevis (I.L.O. Standard)	6H0044	\$225.00
1110 Telescoping Long Tongue w/3" Pintle Eye (I.L.O. Standard)	6H0045	\$175.00
Electric Brakes on Front Axle	6H0040	\$395.00
Electric Brakes on Rear Axle	6H0041	\$395.00
Front Fender Package	6H0042	\$210.00
Rear Fender Package	6H0043	\$210.00
Additional Adjustable Tie Downs (each)	6H0008	\$95.00
Additional Slider Brackets (each)	6H0010	\$270.00
Additional Draper Head Brackets (each)	6H0011	\$295.00
Additional Adjustable Slider Stalk Brackets (each)	6H0022	\$320.00
Draper Head Brackets (I.L.O. Slider Brackets, Qty 2)	6H0023	No Charge
Slider Stalk Brackets (I.L.O. Slider Brackets, Qty 2)	6H0024	\$50.00

Head Transport Features & Options

Features Available	20/24/28 Head Transport	32/38 Head Transport	42 Head Transport
1 Idler (Rear Axle)	Standard	Standard	-
2 Idler (Rear Axles)	-	Optional	-
1 Brake + 1 Idler (Rear Axles)	-	Optional	Standard
2 Brakes (Rear Axles)	-	Optional	Optional
1 Brake (Rear Axle)	Optional	Optional	-
1 Idler (Front Axle)	Standard	Standard	Standard
1 Brake (Front Axle)	Optional	Optional	Optional
Draper Brackets	Optional	Optional	Optional
Stalk Brackets	Optional	Optional	Optional
Shelbourne Brackets, Qty 2	-	Optional	Optional
2 5/16" Ball Coupler	Optional	Optional	Optional
Pintle Ring	Optional	Optional	Optional
Front Fenders	Optional	Optional	Optional
Rear Fenders	Optional	Optional	Optional
Top Rail Extender Kit	Optional	Optional	Optional

Tie Down Package - Standard



Two fully adjustable ratcheting straps for securing all brands of heads.

LED Light Package - Standard



This sealed lighting system will enable safe towing day and night.

Manifest Holder




Standard on all transporters for carrying owners manual, paperwork, etc.

Torsion Flex Axles - Standard



Front and rear torsion flex axles provide smooth and reliable service in the field or down the road!

Optional draper brackets are reinforced for carrying various rigid draper and select corn heads.



Standard adjustable slider brackets allow the carrying of most heads on the same transport.



Head Transports 20' 24' 28' Models



Standard adjustable slider brackets allow the carrying of most heads on the same transport.

Standard Features

- Torsion Flex Tricycle Front Axle
- Single Rear Torsion Flex Axle
- LED Lighting w/ 7 pole RV plug
- New 225/75R15 Load Range E Import Tires
- Finished w/ Black Rubberized Undercoating
- Adjustable Tie Downs, Qty. 2
- Telescoping Tongue w/ Clevis & 1" Hitch Pin
- Adjustable Slider Brackets, Qty. 2
- GVW 11,200 lbs.

HOW TO ORDER 1. Choose Head Transporter 2. Review Options



Head Transporter

20' Head Transporter	HT 20	\$6,535.00
24' Head Transporter	HT 24	\$6,940.00
28' Head Transporter	HT 28	\$7,580.00

Options

460 Telescoping Tongue w/2 5/16" Ball Coupler (I.L.O. Clevis)	6H0001	\$80.00
460 Telescoping Tongue w/3" Pintle Eye (I.L.O. Clevis)	6H0002	\$55.00
710 Telescoping Tongue w/Clevis Hitch (I.L.O. Standard Tongue)	6H0046	\$120.00
710 Telescoping Tongue w/2 5/16" Ball Coupler (I.L.O. Standard Tongue)	6H0047	\$180.00
710 Telescoping Tongue w/3" Pintle Eye (I.L.O. Standard Tongue)	6H0048	\$150.00
Electric Brakes w/Breakaway on Single Rear Axle	6H0003	\$395.00
Front Braking Torsion Flex Tricycle Axle (I.L.O. Standard Idler Axle)	6H0004	\$440.00
Front Fender Package	6H0005	\$245.00
Rear Fender Package -Single Axle	6H0006	\$210.00
Spare Tire Mounted w/Carrier	6H0007	\$265.00
Additional Adjustable Tie Downs (each)	6H0008	\$95.00
Manufacture Statement of Origin (MSO)	6H0009	\$30.00
Additional Slider Brackets (each)	6H0010	\$270.00
Additional Draper Head Brackets (each)	6H0011	\$295.00
Additional Adjustable Slider Stalk Brackets (each)	6H0022	\$320.00
Draper Head Brackets (I.L.O. Slider Brackets, Qty 2)	6H0023	No Charge
Slider Stalk Brackets (I.L.O. Slider Brackets, Qty 2)	6H0024	\$50.00
Top Rail Extender Kit (20, 24' & 28')	6H0012	\$770.00

Head Transports 32' 38' Models



Increased Ground Clearance

Standard Features

- Torsion Flex Tricycle Front Axle
- Single Rear Torsion Flex Axle
- LED Lighting w/ 7 pole RV plug
- New 225/75R15 Load Range E Import Tires
- Finished w/ Black Rubberized Undercoating
- Adjustable Tie Downs, Qty. 2
- Telescoping Tongue w/ Clevis & 1" Hitch Pin
- Adjustable Slider Brackets, Qty. 2
- Single Rear Axle GVW 11,200 lbs.
- Tandem Rear Axle GVW 16,800 lbs.



Optional Top Rail Extender Kit



Optional Tandem Fender Kit

HOW TO ORDER 1. Choose **Head Transporter** 2. Review **Options**



Head Transporter

32' Head Transporter	HT 32	\$8,215.00
38' Head Transporter	HT 38	\$9,210.00

Options

460 Telescoping Tongue w/2 5/16" Ball Coupler (I.L.O. Clevis)	6H0001	\$80.00
460 Telescoping Tongue w/3" Pintle Eye (I.L.O. Clevis)	6H0002	\$55.00
710 Telescoping Tongue w/Clevis Hitch (I.L.O. Standard Tongue)	6H0046	\$120.00
710 Telescoping Tongue w/2 5/16" Ball Coupler (I.L.O. Standard Tongue)	6H0047	\$180.00
710 Telescoping Tongue w/3" Pintle Eye (I.L.O. Standard Tongue)	6H0048	\$150.00
Electric Brakes w/Breakaway on Single Rear Axle	6H0003	\$395.00
Rear Tandem Suspension w/o Brakes (2 Idler Axles)	6H0013	\$1,300.00
Rear Tandem Suspension w/Brakes (1 Idler, 1 Electric Brake Axles)	6H0014	\$1,695.00
Rear Tandem Suspension w/Brakes (2 Electric Brake Axles)	6H0015	\$1,990.00
Front Braking Torsion Flex Tricycle Axle (I.L.O. Standard Idler Axle)	6H0004	\$440.00
Front Fender Package	6H0005	\$245.00
Rear Fender Package - Single Axle	6H0006	\$210.00
Rear Fender Package - Tandem Axle	6H0017	\$420.00
Spare Tire Mounted w/Carrier	6H0007	\$265.00
Additional Adjustable Tie Downs (each)	6H0008	\$95.00
Manufacture Statement of Origin (MSO)	6H0009	\$30.00
Additional Slider Brackets (each)	6H0010	\$270.00
Additional Draper Head Brackets (each)	6H0011	\$295.00
Additional Adjustable Slider Stalk Brackets (each)	6H0022	\$320.00
Draper Head Brackets (I.L.O. Slider Brackets, Qty 2)	6H0023	No Charge
Slider Stalk Brackets (I.L.O. Slider Brackets, Qty 2)	6H0024	\$50.00
Top Rail Extender Kit (32' & 38')	6H0019	\$1,150.00
Shelbourne Brackets, Qty 2 (32' & 38')	6H0035	\$525.00

Head Transports 42' Model

Increased Ground Clearance



Optional Spare Tire Carrier

Standard Features

- Torsion Flex Tricycle Front Axle
- Tandem Rear Torsion Flex Axle
- Brakes on 1 Rear Axle
- LED Lighting w/ 7 pole RV plug
- New 225/75R15 Load Range E Import Tires
- Finished w/ Black Rubberized Undercoating
- Adjustable Tie Downs, Qty. 2
- Telescoping Tongue w/ Clevis & 1" Hitch Pin
- Adjustable Slider Brackets, Qty. 4
- GVW 16,800 lbs.

HOW TO ORDER 1. Choose **Head Transports** 2. Review **Options**



Head Transporter

42' Head Transporter HT 42

\$13,090.00

Options

460 Telescoping Tongue w/2 5/16" Ball Coupler (I.L.O. Clevis)	6H0001	\$80.00
460 Telescoping Tongue w/3" Pintle Eye (I.L.O. Clevis)	6H0002	\$55.00
710 Telescoping Tongue w/Clevis Hitch (I.L.O. Standard Tongue)	6H0046	\$120.00
710 Telescoping Tongue w/2 5/16" Ball Coupler (I.L.O. Standard Tongue)	6H0047	\$180.00
710 Telescoping Tongue w/3" Pintle Eye (I.L.O. Standard Tongue)	6H0048	\$150.00
Electric Brakes on Second Rear Axle	6H0020	\$295.00
Front Braking Torsion Flex Tricycle Axle (I.L.O. Standard Idler Axle)	6H0004	\$440.00
Front Fender Package	6H0005	\$245.00
Rear Fender Package Tandem Axle	6H0017	\$420.00
Spare Tire Mounted w/Carrier	6H0007	\$265.00
Additional Adjustable Tie Downs (each)	6H0008	\$95.00
Manufacture Statement of Origin (MSO)	6H0009	\$30.00
Additional Slider Brackets (each)	6H0010	\$270.00
Additional Draper Head Brackets (each)	6H0011	\$295.00
Additional Adjustable Slider Stalk Brackets (each)	6H0022	\$320.00
Draper Head Brackets (I.L.O. Slider Brackets, Qty 4)	6H0025	No Charge
Slider Stalk Brackets (I.L.O. Slider Brackets, Qty 4)	6H0026	\$100.00
Top Rail Extender Kit	6H0016	\$1,530.00
Shelbourne Brackets, Qty 2	6H0035	\$525.00

Maurer

HD Head Transports Features & Options

Features Available	32/38/42 HD Head Transport	48 HD Head Transport
1 Brake + 1 Idler (Rear Axles)	Standard	-
2 Brakes (Rear Axles)	Optional	Standard
1 Idler (Front Axle)	Standard	Standard
1 Brake (Front Axle)	Optional	Optional
Draper Brackets	Optional	Optional
Stalk Brackets	Optional	Optional
Shelbourne Brackets, Qty 2	Optional	-
2 5/16" Ball Coupler	Standard	Standard
Pintle Ring	Optional	Optional
Front Fenders	Standard	Standard
Rear Fenders	Standard	Standard
Top Rail Extender Kit	Optional	Optional

Front Fenders



A two piece steel fender helps prevent rock and debris damage.

Rear Bumper & LED Light Package

This sealed lighting system will enable safe towing day and night.



Tandem Fenders




Durable poly rear fenders help keep head clean and minimize debris damage.

Optional Top Rail Extender Kit



Optional draper brackets are reinforced for carrying various rigid draper and select corn heads.



HD Head Transports 32' 38' 42' 48' Models

Heavy Duty Transport - 20,000 lbs GVW



Standard Features

- 7K Torsion Flex Tricycle Front Axle
- 7K Tandem Rear Torsion Flex Axle
- Brakes on 1 Rear Axle (HT32, HT38, & HT42)
- Brakes on 2 Rear Axles (HT48)
- DOT Lighting w/ 7 pole RV plug
- New 16" ST 235/80R16 Load Range E Tires on 8 Bolt Hub
- Finished w/ Black Rubberized Undercoating
- Manufacture's Statement of Origin (MSO)
- Front and Rear Fenders
- Horizontal Rear Bumper
- Adjustable Tie Downs, Qty. 2
- Telescoping Tongue w/ 2 5/16" Ball Hitch
- Adjustable Slider Brackets, Qty. 2 (HT32 & HT38)
- Adjustable Slider Brackets, Qty. 4 (HT42 & HT48)
- GVW 20,000 lbs.

DOT Lighting

HOW TO ORDER 1. Choose **Head Transports** 2. Review **Options**



Head Transporter

32' Head Transporter w/ 1 Rear Axle Brake Standard	HT 32.HD	\$12,990.00
38' Head Transporter w/ 1 Rear Axle Brake Standard	HT 38.HD	\$14,210.00
42' Head Transporter w/ 1 Rear Axle Brake Standard	HT 42.HD	\$16,385.00
48' Head Transporter w/ 2 Rear Axle Brakes Standard	HT 48.HD	\$18,730.00

Options

460 Telescoping Tongue w/3" Pintle Eye (I.L.O. Ball)	6H0002	\$55.00
710 Telescoping Tongue w/2 5/16" Ball Coupler (I.L.O. Standard Tongue)	6H0047	\$180.00
710 Telescoping Tongue w/3" Pintle Eye (I.L.O. Standard Tongue)	6H0048	\$150.00
Electric Brakes on Second Rear Axle	6H0020	\$295.00
Front Braking Torsion Flex Tricycle Axle (I.L.O. Standard Idler Axle)	6HD004	\$560.00
Spare Tire Mounted w/Carrier -HD Model	6H0018	\$295.00
Additional Adjustable Tie Downs (each)	6H0008	\$95.00
Additional Slider Brackets (each)	6H0010	\$270.00
Additional Draper Head Brackets (each)	6H0011	\$295.00
Additional Adjustable Slider Stalk Brackets (each)	6H0022	\$320.00
Draper Head Brackets (I.L.O. Slider Brackets, Qty 2 - HT32 & HT 38)	6H0023	No Charge
Draper Head Brackets (I.L.O. Slider Brackets, Qty 4 - HT42 & HT 48)	6H0025	No Charge
Slider Stalk Brackets (I.L.O. Slider Brackets, Qty 2 - HT32 & HT 38)	6H0024	\$50.00
Slider Stalk Brackets (I.L.O. Slider Brackets, Qty 4 - HT42 & HT 48)	6H0026	\$100.00
Top Rail Extender Kit (HT32 & HT38)	6H0019	\$1,150.00
Top Rail Extender Kit (HT42 & HT48)	6H0016	\$1,530.00
Shelbourne Brackets, Qty 2 (Available for 32', 38' & 42')	6H0035	\$525.00

MAURER



Demco

