



# Grain Carts and Wagons

Superior grain flow for industry leading cleanout!



**NEW!**



Doing our Best to Provide You the Best

View all Demco Products on the web at: [www.demco-products.com](http://www.demco-products.com)

The  
**“King”**  
 of  
**Wagons**

# Gravity Flow Wagons



**Shortest turning radius  
 in the industry**



## Features

- NEW Heavy Duty Torsion Bar Suspension on 550, 650 and 750 models provides superior frame to box flexibility, reduces stress and improves handling.
- Large, easy to operate handwheel.
- POSI-FLOW design incorporates 30° side pitch, 40° end pitch.
- 7" x 12" grain viewing windows.
- Center dump chute for pit unloading.
- LED Light kit consisting of two 4" amber lights and two 4" red lights for added road safety.
- Front mounted ladder has non-slip step with handrail on 550, 650 and 750 models.
- Heavy duty DEMCO running gears with structured tubing for bolsters.
- Heavy duty spindles rated for full capacity.
- 2-wheel brakes are standard on a 450 and 550 model wagon.
- 4-wheel brakes on 650 and 750 model wagons.
- One piece reach pipe for pull through rear hitch design.
- Safety chain.
- 1-1/4" Tie rods on 550 and 650 models.

**NEW!**

Since the day our first gravity flow wagon was built, Demco has earned its reputation as the “King” of gravity flow wagons. Demco earned it by building wagons rugged and reliable.

Take a look. You'll find the Demco wagon loaded with innovative features and qualities that set the pace with farmers throughout North America. Demco incorporates the kind of quality that stands up when the demands get tough.



One piece reach pipe for pull through rear hitch design on 450, 550, 650 and 750 models



365 & 450 - 2.8:1 sprocket ratio door opener



550, 650 & 750 - 3.7:1 sprocket ratio door opener with roller guides and chute light. Door stops at 1/4" increments.





**550/650 Models**



**750 Model**

Heavy duty torsion bar suspension reduces wagon stress and improves ride and handling. (550 & 650 models - 750 models have Double Torsion Bar)



Ladder has handrails and non-slip steps (550, 650 & 750 models)





# Save 550, 650 & 750 Model Gr valuable harvest time

Optional on 550, 650  
and 750 model grain carts



**ADJUSTABLE SPOUT**

**Demco's grain cart is built rugged for heavy loads. The chassis is extra heavy duty to stand up to fields with imperfect terrain when the cart is fully loaded. The Posi-Flow designed box insures hassle-free unloading.**

**The auger folds forward to provide excellent visibility of the grain flow when unloading. Driven by an automatic over-running slip clutch PTO shaft, the balanced auger and gearbox are protected from high torque start-ups associated with handling high moisture grain.**

## Features

- 1000 RPM PTO.
- 14" diameter balanced auger with 5/16" flighting and Posi-Lock connection.
- UltraFlyte™ made with 1008/1010 high carbon steel including a thicker outer edge, resulting in up to 50% longer wear and faster conveying.
- Automatic reset "cut-out" clutch with overrunning clutch to protect auger drive and tractor PTO
- Available with hydraulic drive. 15-25 GPM oil flow required, reduces auger speed.
- 30" hydraulic controlled flow gate.
- Auger positioned for operator visibility.
- Auger folds within the width of the box for compact transporting and storage.
- 2 grain viewing windows.
- Welded box construction with silicone sealed seams resists rust and corrosion.
- 7000 lb. drop-leg tongue jack with separate storage position provides tighter turning radius.
- Hand wheel operated clean-out door at bottom of auger for easy post season cleanup.
- LED Tail, flasher/turn signal lights and LED auger spotlight for nighttime operation.
- Available with 120" fixed or 120" - 144" adjustable axle tread width.
- Transport width: 12' 9".
- Rear mounted SMV sign is standard.
- Transport safety chain.
- Optional roll top tarp.
- Optional adjustable auger spout.
- Optional ergonomic pendant control.
- Optional weigh scale kit and console with printer port

**NEW!**

**Convenient Ergonomic Pendant Grip Control (optional)**



**NEW!**



Tablet and smart phone not included.

**Wireless**

**Model 640**



**Data Transfer Kit**



**Line Printer**



POSI-DRIVE coupler eliminates noise and shock when engaging



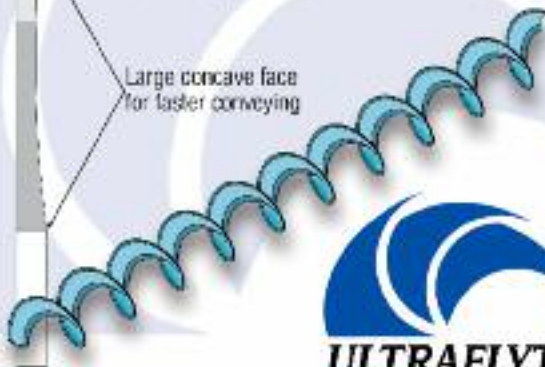


# ain Carts



Thicker outer edge  
(up to 65% of material thickness)  
Smooth transition  
(no wear point)

Large concave face  
for faster conveying



**UltraFlyte™ flighting made  
of 1008/1010 high carbon  
steel**



*Hydraulic drive is optional  
(15-25 GPM oil flow required)*



*Roll up tarp*



# 850, 1050 & 1150 Model Grain Carts

**Unmatched  
harvesting  
efficiency**

**Superior grain flow for  
industry leading cleanout!**

## Features

- Automatic reset "cut-out" clutch with overrunning clutch to protect auger drive and tractor PTO.
  - 18" diameter balanced auger with 3/8" flighting and Posi-Lock connection.
  - UltraFlyte™ made with 1008/1010 high carbon steel including a thicker outer edge, resulting in up to 50% longer wear and faster conveying.
  - Auger positioned for operator visibility.
  - Grain viewing window.
  - Silicone sealed seams resists rust and corrosion.
  - Available with 120" fixed or 120" - 144" adjustable axle tread width.
  - **NEW!** LED Tail, flasher/turn signal lights and LED auger spotlight for nighttime operation.
  - Transport width with single wheels set on 120" centers: 12' 9"
  - Adjustable auger spout.
  - Hydraulic drive 35 - 40 GPM oil flow required, reduces auger speed.
  - Optional High Speed High Torque Hydraulic Drive (70 GPM Max oil flow and 3 remote outlets required)
  - Optional roll top tarp.
  - Optional ergonomic pendant control.
  - Optional weigh scale kit and console with printer port.
  - Wireless auto weighing system.
- Data can be shared by Email and opened with standard spreadsheet software, no need for in tractor printer.  
(For details go to [www.demco-products.com](http://www.demco-products.com))



Model 2060

Model 640



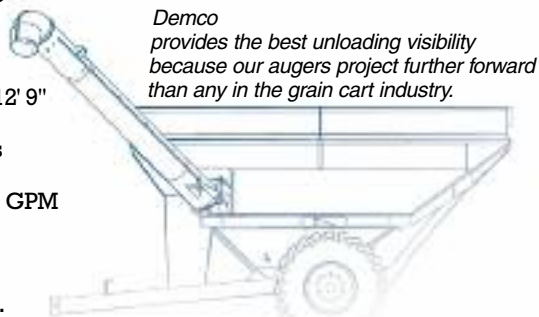
Data  
Transfer  
Kit



Line  
Printer



Hydraulic drive is optional  
(35 - 40 GPM oil flow and  
2 remote outlets required)



Demco  
provides the best unloading visibility  
because our augers project further forward  
than any in the grain cart industry.

Unloading auger extends out and forward.  
(90" ahead of the box)



Wireless

Tablet and smart  
phone not included.



**NEW!**

# I 102 & I 272 Model Grain Cart



12,000# Jack



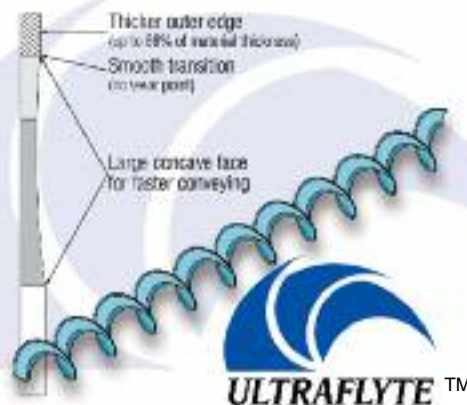
*Auger spout rotates 100° from side to side. This adjustment allows more precise unloading and easier approach to the target.*



## Features

- Available with singles, tracks, or oscillating duals.
- Modular box construction with silicone sealed seams.
- Optional Weigh scale kit and console with printer port.
- LED Tail, flasher/turn signal lights and LED auger spotlight for nighttime operation.
- Grain viewing windows.
- Hydraulic cushion cylinder, provides a faster and smoother auger fold.
- 20" diameter computer balanced discharge auger with Posi-Drive connection.
- Adjustable spout with end delivery for even flow unloading.
- UltraFlyte™ made with 1008/1010 high carbon steel including a thicker outer edge, resulting in up to 50% longer wear and faster conveying.
- Forward positioned auger for optimum in-cab visibility.
- Adjustable austempered cast hitch, fits category 4 or 5 hammerstrap tractor drawbar.
- Automatic reset "cut-out" clutch with overrunning clutch to protect auger drive and tractor PTO.
- Optional High Speed High Torque Hydraulic Drive (70 GPM Max oil flow and 3 remote outlets required)
- Optional roll top tarp.
- 35k Ductile hubs.
- Optional wireless auto weighing system. Data can be shared by Email and opened with standard spreadsheet software, no need for in tractor printer. (For details go to [www.demco-products.com](http://www.demco-products.com))

**Spout Extension (optional)**



**UltraFlyte™ flighting made of 1008/1010 high carbon steel**

**Convenient Ergonomic Pendant Grip Control (optional)**



*Posi-DRIVE coupler eliminates noise and shock when engaging*

# I 400 Model Grain Cart

**Demco's I 400 model grain cart is capable of filling a semitrailer in 2.5 minutes. The structure is designed to hold up under extreme field conditions where terrain is less than perfect. The box design insures that the grain flows fast enough to fill the unloading auger and provides speedy, hassle-free unloading.**

**The 22" auger folds forward for excellent unloading visibility. The auger is balanced and driven by an automatic over-running slip clutch PTO shaft that protects the gearbox from high torque start-ups and heavy high moisture grain.**

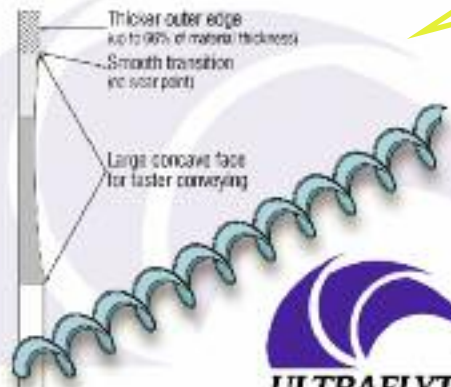


**Oscillating inline duals minimize frame stress and field scuffing**



12,000# Jack

**NEW!**



**ULTRAFlyTE™**

## **Ground Compaction Comparison**

**1400 Loaded**

**Tire Size**

1250x32	50 psi
520*38 Duals	63 psi
Tracks	12 psi

**UltraFlyte™ flighting made of 1008/1010 high carbon steel**





*Auger spout rotates 100° from side to side. This adjustment allows more precise unloading and easier approach to the target.*



**Convenient Ergonomic Pendant Grip Control (standard)**





# I400 Model Grain Cart

## Features

- Available with singles, tracks, or oscillating duals
  - Modular box construction with silicone sealed seams
  - 22" diameter computer balanced discharge auger with Posi-Drive connection
  - Adjustable spout with end delivery for even flow unloading
  - UltraFlyte™ made with 1008/1010 high carbon steel including a thicker outer edge, resulting in up to 50% longer wear and faster conveying.
  - Forward positioned auger for optimum in-cab visibility
  - Adjustable austempered cast hitch, fits category 4 or 5 hammerstrap tractor drawbar
  - **NEW!** Hydraulic drive drag auger (70 GPM max, 2200 psi requires 2 remote tractor outlets)
  - 1000 RPM PTO, 1.75"-20 spline - for unloading auger
  - Pendant grip control & hydraulic block - 1 remote outlet performs 3 cart functions (auger fold, adjustable spout & auger flow gate)
  - Automatic reset "cut-out" clutch with overrunning clutch to protect auger drive and tractor PTO
  - Optional Weigh scale kit and console with printer port
  - Grain viewing windows
  - Optional roll top tarp.
  - Optional wireless auto weighing system. Data can be shared by Email and opened with standard spreadsheet software, no need for in tractor printer.
- (For details go to [www.demco-products.com](http://www.demco-products.com))



*POSI-DRIVE coupler eliminates noise and shock when engaging*



**Model 2060**



*Tablet and smart phone not included.*

**Wireless**



**Model 640**



**Data Transfer Kit**

**Line Printer**

## NOTES ON HYDRAULICS

A standard grain cart requires three hydraulic remotes:

Pendant Control manages slide gate, folding auger and adjustable spout and requires one hydraulic remote.

70 GPM max oil flow is required for hydraulic drive drag auger (requires two hydraulic remotes).



*Hydraulic orbit motor for driving horizontal auger eliminates belts and pulleys*





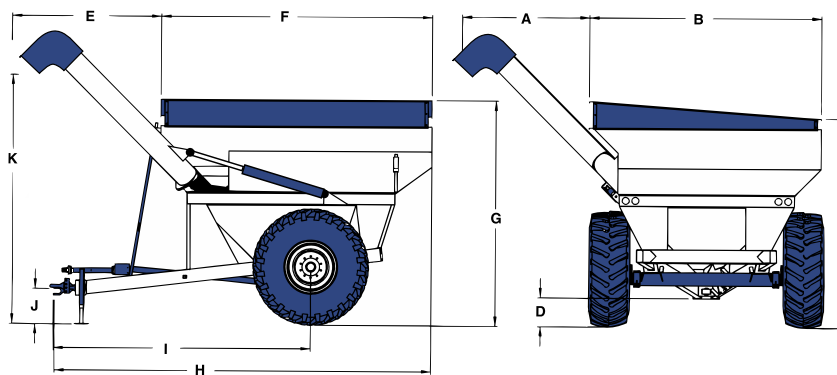
# Grain Cart Specifications

Model	550	650	750	850	1050	1150	1102	1272
Capacity	500 Bushels	650 Bushels	750 Bushels	850 Bushels	1000+ Bushels	1100+ Bushels	1100+ Bushels	1270+ Bushels
Balanced Auger Size	14"	14"	14"	18"	18"	18"	20"	20"
Unloading Time	2 1/2 min.	3 min.	3 1/2 min.	2 1/4 min.	3 min.	3 1/2 min.	2 1/4 min.	2 1/2 min.
Spindle Size	3 1/2"	4 1/2"	4 1/2"	4 1/2"	4 1/2"	5 1/2"		
Tractor HP Required	125 +	150 +	150 +	175 +	175 +	175+	175+	200+
Hub Size	10 Bolt - 11.25"	10 Bolt - 13.19"	10 Bolt - 13.19"	10 Bolt - 13.19"	10 Bolt - 13.19"	10 Bolt - 13.19"	10 Bolt - 13.19"	10 Bolt - 13.19"
Tread Width (Standard)	120"	120"	120"	120"	120"	147"	104"	112"
Tread Width (Optional)	120-144"	120-144"	120-144"	120-144"	120-144"	NA	NA	NA
Tongue Frame	4" X 8"	4" X 10"	4" X 10"	4" X 10"	4" X 10"	4" X 10"	4" X 10"	4" X 10"
Tongue Weight - (Empty)	1,060 lbs.	1,190 lbs.	1,240 lbs.	1,000 lbs.	1,120 lbs.	1,160 lbs.	1,700 lbs.	1,750 lbs.
Tongue Weight - (Loaded)	2,300 lbs.	2,600 lbs.	2,900 lbs.	3,800 lbs.	4,600 lbs.	4,800 lbs.	5,500 lbs.	6,000 lbs.
Roll Top Tarp	Optional	Optional	Optional	Optional	Optional	Optional	Optional	Optional
Scale	Optional	Optional	Optional	Optional	Optional	Optional	Optional	Optional
Weight/Wheels & Tires	7,000 lbs.	7,560 lbs.	8,220 lbs.	10,490 lbs.	11,600 lbs.	14,000 lbs.	20,000 lbs.	20,500 lbs.
Weight/Tracks	NA	NA	NA	16,500 lbs..	17,860 lbs.	NA	NA	NA

\* Bushel capacity measured with #2 corn at 15% moisture content (56 lb. test weight)

\* 1102/1272 track units will increase the carts capacity 20 to 30 Bushels

## Physical Size



<b>A</b> Auger Extends to Side	7' 7"	7' 7"	7' 7"	9' 5"	9' 5"	9' 5"	9' 7"	9' 7"
<b>B</b> Box Width (Transport Width)	11' 11"	11' 11"	11' 11"	12'	13' 3"	14' 5"	11' 11"	14' 5"
<b>C</b> Height, Low Side	9' 7"	10' 11"	11' 1"	11'	11' 7"	11' 5"	11' 3"	11' 3"
<b>D</b> Axle Ground Clearance	18"	18"	18"	17"	17"	16"	16"	16"
<b>E</b> Auger Extends to Front	7' 1"	7' 1"	7' 1"	7' 6"	7' 6"	7' 6"	4' 4"	4' 4"
<b>F</b> Box Length	14'	14'	14'	20' 1"	20' 1"	20' 1"	24' 3"	24' 3"
<b>G</b> Box Height (High Side)	10' 3"	11' 9"	12' 6"	12'	12' 9"	12' 9"	12' 5"	12' 5"
<b>H</b> Total Length	20'	20'	20'	25' 11"	25' 11"	25' 11"	30' 10"	30' 10"
<b>I</b> Axle to Tongue Length	13' 6"	13' 6"	13' 6"	15' 3"	15' 3"	15' 3"	19' 2"	19' 2"
<b>J</b> Drawbar/Tongue Height	22"	22"	22"	18"	18"	18"	20"	20"
<b>K</b> Auger Clearance Height	14'	14'	14'	14' 9"	14' 9"	14' 9"	13' 9"	13' 9"

*Some dimensions may vary due to tire sizes.*

# Grain Wagon Specifications

	Model 365	Model 450	Model 550	Model 650	Model 750
Capacity	365 Bushels	450 Bushels	550 Bushels	650 Bushels	750 Bushels
Approximate Weight - (Empty) W/22.5 Tires	3,620 lbs.	4,360 lbs.	5,972 lbs.	6,500 lbs.	7,100 lbs.
Box Width	7' 11"	8' 1"	9' 6"	9' 6"	9' 6"
Box Length	12'	14'	16'	16'	16'
Over All Height W/22.5 Tires	9' 5"	9' 8"	9' 6"	10' 4"	11' 1"
Unloading Time	50 Seconds	55 Seconds	70 Seconds	85 Seconds	95 Seconds
Spindle Size	2 3/4"	3"	3"	3 1/2"	3 1/2"
Hub Size	8 Bolt - 6"	8 Bolt - 6"	8 Bolt - 6"	10 Bolt - 8.71"	10 Bolt - 8.71"
Turning Diameter	31' 8"	35' 9"	37'	37'	37'
Roll Top Tarp	Optional	Optional	Optional	Optional	Optional
Fenders	NA	NA	Optional	Optional	Optional
Door Opening	40"	48"	60"	60"	60"

\* Bushel capacity measured with #2 corn at 15% moisture content (56 lb. test weight)

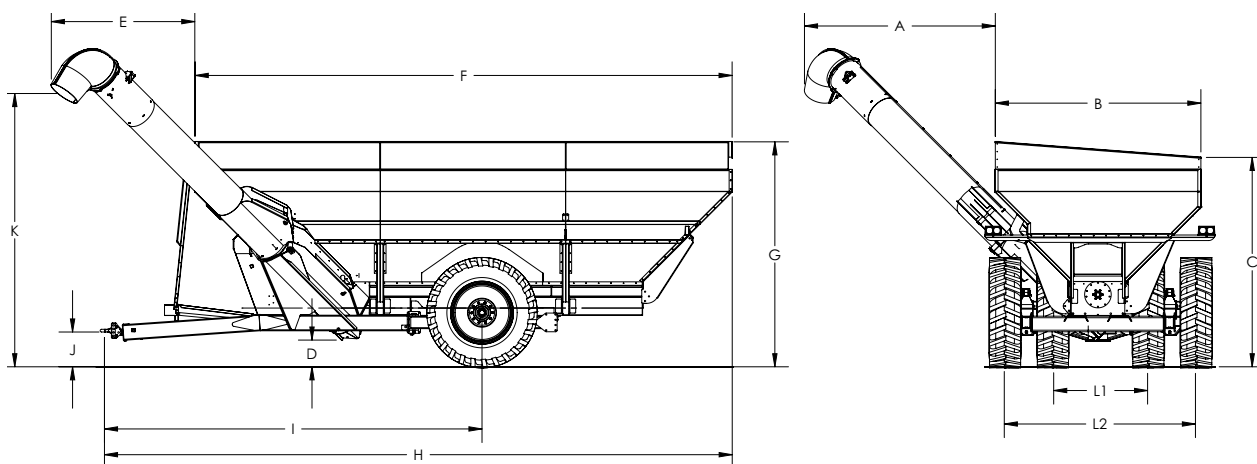


# Grain Cart Specifications

## Model 1400

Capacity	1400 Bushels W/Duals	76 X 50 Singles	Tracks
Balanced Auger Size	22"	22"	22"
Unloading Time	2.5 min.	2.5 min.	2.5 min.
Spindle Size	3 1/2"	5 1/2"	-
Tractor HP Required	275	275	275
Hub Size	10 Bolt 13.19"	10 Bolt 13.19"	-
Width Of Tire/Track	144"	158"	152"
Tongue Frame	4"x10"	4"x10"	4"x10"
Tongue Weight - (Empty)	2,500 lbs.	2,500 lbs.	2,500 lbs.
Tongue Weight - (Loaded)	6,000 lbs.	6,000 lbs.	6,000 lbs.
Roll Top Tarp	Optional	Optional	Optional
Scale	Standard	Standard	Standard
Weight/Wheels & Tires	17,200 lbs.	-	-

## Physical Size



<b>A</b> Auger Extends to Side	10' 2"
<b>B</b> Box Width (Transport Width)	11'
<b>C</b> Height, Low Side	11' 2"
<b>D</b> Axle Ground Clearance	17"
<b>E</b> Auger Extends to Front	7' 8"
<b>F</b> Box Length	28' 9"
<b>G</b> Box Height (High Side)	11' 11"
<b>H</b> Total Length	33' 1"
<b>I</b> Axle to Tongue Length	20' 2"
<b>J</b> Drawbar/Tongue Height	21"
<b>K</b> Auger Clearance Height	14' 6"
<b>L</b> Tread Width	60" inner duals 120" outer duals

*Some dimensions may vary due to tire sizes.*



**Demco**

P.O. Box 189 • 4010 320th Street • Boyden, Iowa 51234  
 Phone: 1-800-543-3626 • Fax: 1-800-845-6420  
 View all Demco Products on the web at: [www.demco-products.com](http://www.demco-products.com)

DOING OUR BEST TO PROVIDE YOU THE BEST