


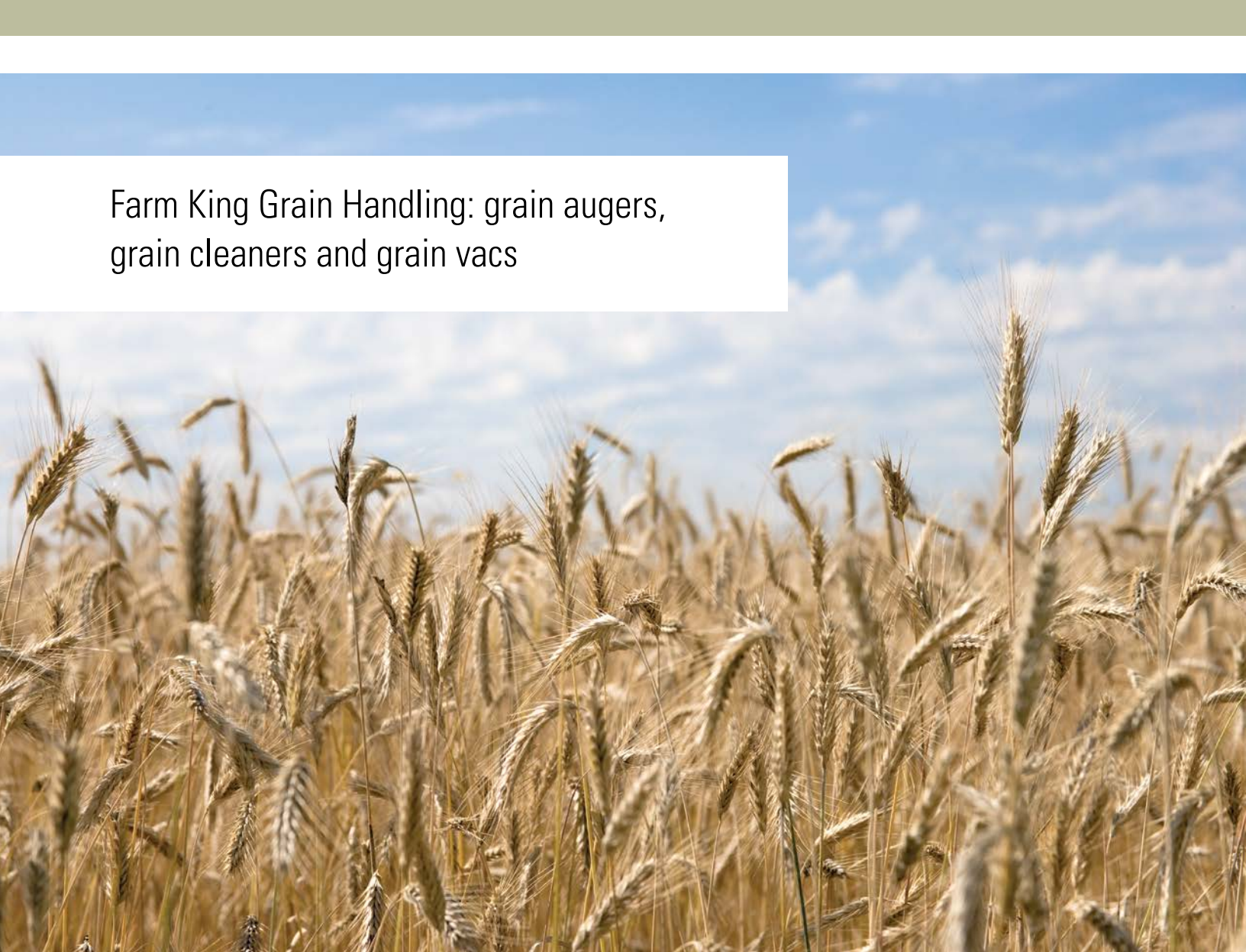
# GRAIN HANDLING

# Farm King

Grain Augers | Grain Cleaners | Grain Vac







## Farm King Grain Handling: grain augers, grain cleaners and grain vacs

### **FARM KING PRODUCT LINE-UP**

#### **Farm King Product Categories**

Grain Handling

Tillage

Application Equipment

Hay Tools

Landscaping Equipment

Allied by Farm King - Commercial  
Products

[www.farm-king.com](http://www.farm-king.com)

Farm King grain handling equipment is backed by many decades of quality built products for just about every agricultural application. Transporting crops has never been easier than with the full line of Farm King grain augers, grain cleaners and grain vacs. These products are an industry leader because of their structural integrity and ease of use. Stop by your local dealer today and see how Farm King grain handling equipment can improve your bottom line.



# Table of Contents

## Backsaver Augers

- 12" / 14" XL Series..... 4-5
- 10" / 12" ..... 6-7
- 10" / 13" / 16" .....8

## Conventional Augers

- 8" / 10" / 13" ..... 14
- 8" / 10" / 12" / 14" .....18

Drive-Over Hopper ..... 19

Utility Auger .....20

Unloading Auger.....21

Grain Cleaner .....22

Grain Vac.....24

- Model 6640.....26

- Model 6644.....27





## PRODUCT OVERVIEW

- › Manufactured for high-capacity with heavy-duty construction
- › 122' length
- › 120 - 153 hp required

## FEATURES

- › Swing away auger with a self-leveling hopper
- › Hydraulic winch lift
- › Double flighted in hopper and drive section

## OPTIONS

- › Hydraulic cylinder to lift hopper into transport position (standard on 14" model)



# BACKSAVER AUGER

## 12" and 14" Models - XL Series



### Undercarriage

The commercial-grade undercarriage is among the heaviest in the industry. The bridging provides superior support in all unloading conditions, regardless of the type of crop being moved.



### Double Flighting

Double flighted in high wear areas including the hopper and drive section.

### Internal Drive

Internal drive with externally mounted gearboxes for smoother grain flow and gearbox venting and serviceability.

### Warranty

Farm King augers feature a two-year parts warranty.

### Paint Color

The 12" and 14" Backsaver Augers are available in two paint schemes; red and cream, and white and red.

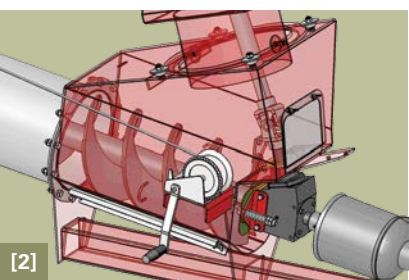
### Hopper

10-3/4" low profile hopper with 60" x 48" hopper opening. Flighting constructed of 5/16" material. Also available in heights of 12.5" and 14.5".



Farm King is proud to introduce the new series of swing away augers to the established Backsaver auger line. The 12" and 14" tube sizes provide large agricultural operations with a quality product with long term dependability. All models are constructed using 1/4" flighting surrounded by a 12 gauge tube. Versatility is further enhanced with the right or left mounted swing away hopper. Standard equipment includes hydraulic hopper mover and a low profile hopper.

[1] Commercial-grade undercarriage [2] Double flighted in high wear areas [3] Internal drive [4] Low-profile hopper 60" x 48" [5] Available in red / cream and white / red



## SPECIFICATIONS

### STANDARD FEATURES

- Heavy-duty gear boxes.
- Double flighted in high wear areas.
- Truss tube support.
- Worm winch lift with hydraulic motor.
- Standard axle extensions for improved stability.
- Hopper can be operated and transported on the right or left side of the auger.

### OPTIONAL EQUIPMENT

- Optional powered wheel kits.
- Optional hydraulic hopper lift.

MODEL >>	12112	12122	14122
Size	12" x 112"	12" x 122"	14" x 122"
Tubing	12 gauge	12 gauge	12 gauge
Flighting material thickness	1/4"	1/4"	1/4"
Wheels and hubs	15" w/8 bolt hubs	15" w/8 bolt hubs	16" w/8 bolt hubs
Swing auger drive	Internal drive w/externally mounted gearboxes for both	Internal drive w/externally mounted gearboxes for both	Internal drive w/externally mounted gearboxes for both
Hopper dimensions	60" x 48"	60" x 48"	60" x 48"
Tractor requirements	540 rpm w/55 series CV joints w/ extended life bearings	540 rpm w/55 series CV joints w/ extended life bearings	1000 rpm w/55 series CV joints w/ extended life bearings
- PTO drive			
- minimum PTO hp	110 hp	120 hp	153 hp
- approx. hydraulic requirements for lift	1500 PSI	1500 PSI	1500 PSI
Wheel track	120"	120"	118"
Height, discharge (maximum)	65' 7"	65' 10"	68' 9"
Height, transport	16' 3"	16' 3"	16' 4"
Tires	12.5L x 15	12.5L x 15	16.52L x 16.1
Weight	9,250 lb	9,500 lb	10,000 lb



## PRODUCT OVERVIEW

- › Manufactured for high-capacity with heavy-duty construction
- › 62' to 92' length
- › 48 to 92 hp required

## FEATURES

- › Swing away auger with a self-leveling hopper
- › Scissor lift, 12" models
- › Hydraulic winch lift, 10" models
- › Internal drive with externally mounted gearboxes
- › Double flighted in hopper and drive section



# BACKSAVER AUGER 10" and 12" Models



## Undercarriage

All models feature a simple, rigid rectangular frame undercarriage.

A standard winch lift system is available on 10" models while 12" models feature a scissor lift system.

## Hopper

The hopper flight design creates a pivot that enables the hopper tube to raise while the hopper opening remains flat on the ground.

## Extension Lift System

Available on model 1082 is a unique, extension lift system. Once the undercarriage is fully extended, cables further extend the auger providing even more reach. Ideal for wide diameter bins.

## Transport

The swing away auger can be easily lifted into transport position with the optional hydraulic lift system. Transport heights range from 9' 6" to 15' 6".

## Internal Drive

Internal drive with externally mounted gearboxes for smoother grain flow, gearbox venting and serviceability.

## Double Flighting

Double flighted in high wear areas including the hopper and drive section.

## Warranty

Farm King augers feature a two-year parts warranty.



Farm King Backsaver Augers are practical, economical and dependable. Auger lengths ranging from 62 to 92 feet. The intake hopper invites large quantities of grain to be quickly moved up the auger and into the bin.

All models are constructed using durable 1/4" flanging.

**[1]** Internal drive **[2]** Wheel track ranges from 108" to 135" **[3]** Hopper **[4]** Transport **[5]** Undercarriage



## SPECIFICATIONS

### STANDARD FEATURES

- Standard relief door on discharge spout.
- Heavy-duty worm winch for auger lift.
- Internal drive w/externally mounted gearbox.
- Galvanized auger available on models 1072 and 1082.
- Hopper can be operated and transported on the right or left side of the auger.
- Rubber flexible extension for hopper.

### OPTIONAL EQUIPMENT

- Hydraulic cylinder to lift hopper into transport position.
- Hopper mounted hydraulic drive kit for better traction and lateral movement of hopper.

MODEL >>	1062	1072	1082	1262	1272	1282	1292	
Size	10" x 62'	10" x 72'	10" x 82'	12" x 62'	12" x 72'	12" x 82'	12" x 92'	
Tubing	12 gauge	12 gauge	12 gauge	12 gauge	12 gauge	12 gauge	12 gauge	
Flighting	1/4" flyingt in main auger, 5/16" flyingt in swing away auger							
Flighting shaft	12 gauge, 2-3/8" diameter			11 gauge, 2-7/8" diameter				
Undercarriage tubing	2" x 4" x 11 ga.		2" x 4" x 3/16"			2" x 4" x 1/4"		
Lift arms, upper and lower	2" x 3" x 11 ga.		2" x 4" x 11 ga.	4" x 6" x 3/16"				
Bridging cable	3/8"	3/8"	3/8"	3/8"	3/8"	3/8"	3/8"	
Wheels and hubs	15" w/6 bolt automotive type hubs and bearings							
Swing auger drive, w/extended life bearings	540 rpm 35 series CV PTO			540 rpm 35 series CV PTO		540 rpm 55 series CV PTO		
Hopper dimensions	32" x 60"	32" x 60"	32" x 60"	48" x 60"	48" x 60"	48" x 60"	48" x 60"	
Hopper height from ground*	10-3/4"	10-3/4"	10-3/4"	10-3/4"	10-3/4"	10-3/4"	10-3/4"	
Tractor requirements - min PTO hp (w/540 rpm) - approx. hyd. req. for lift	48 hp 1500 PSI	54 hp 1500 PSI	62 hp 1500 PSI	62 hp 1500 PSI	72 hp 1500 PSI	82 hp 1500 PSI	92 hp	
Wheel track	108"	114"	135"	108"	125.5"	133.5"	133.5"	
Height, discharge (max)	43' 6"	48'	58'	43' 6"	52'	56' 6"	62'	
Height, transport	12' 6"	15' 6"	13' 6"	12' 6"	11' 6"	12'	13' 6"	

\* standard hopper



## PRODUCT OVERVIEW

- › Manufactured for high-capacity with heavy-duty construction
- › Full height of up to 77'
- › 40 to 175 hp required

## FEATURES

- › Swing away auger with a self-leveling hopper
- › Hydraulic mechanical linkage
- › Scissor lift undercarriage
- › Working and travel light kits

## OPTIONS

- › Hydraulic winch and hopper mover (std on 16" models)



# BACKSAVER AUGER

## 10", 13" and 16" Models



### Self-Leveling

The self-leveling hopper on the swing-away auger will remain level regardless of auger height. The unique design allows the intake hopper to be loaded on uneven terrain. Increased flexibility relieves the hopper of unnecessary down pressure on all hopper parts.

### Swing-Away Auger

The swing-away auger can be positioned on the right side or left side

of the auger, adding flexibility for yards with limited space or restricted access. An optional power mover uses two hydraulic motors that move the swing-away auger, limiting the physical labor required.

### Hydraulic Cylinders

Powered by a heavy-duty hydraulic cylinder (two on model 16104, shown), the unique scissor lift undercarriage is capable of holding the auger at a 44° angle when fully extended. With the

cylinders completely compressed, the auger angle changes to 5° in transport mode.

### Hydraulic Controls

Using the auger-mounted hydraulic controls, the swing away auger can be lifted into position for transport and the hopper can be moved back and forth. This system removes most of the physical labor that was once required during grain handling.





The Farm King Backsaver Auger is designed by the people who know and understand your grain handling needs. With 10", 13" and 16" tubing by up to 104' length, the operator is able to move large quantities of grain in short periods of time. Transporting the auger has never been easier with a maximum transport height of 15'.

**[1]** Hydraulic controls **[2]** Self-leveling **[3]** Hydraulic hopper mover **[4]** Hydraulic cylinders (model 16104 shown) **[5]** Hydraulic winch **[6]** Hydraulic drive wheels



## Hydraulic Winch

An hydraulic winch easily lifts the hopper into place for transport. The lever and hydraulic valve are mounted to the main auger tube for easy access. Standard on model 16104 and optional on 10" and 13" Backsaver models.

## Hydraulic Hopper Mover

The standard hydraulic hopper mover adds a powerful hydraulic motor to each of the inside wheels on the swing away

hopper so the hopper can be positioned easily and with minimal effort. The control lever for the mover is mounted on the intake auger tube for easy access. Optional on 10" and 13" models.

## Hydraulic Drive Wheels

Each 16104 Farm King auger comes standard with a hydraulically controlled intake hopper. By simply moving the hydraulic lever, the intake hopper can be moved into precise position under

hopper bottom and end dump trucks. Optional on 10" and 13" models.





**[1]** Undercarriage, 10" model shown **[2]** Adjustable light **[3]** Gearbox **[4]** Dual spool valve (option) **[5]** Auger steer (option)

## Undercarriage

The scissor lift undercarriage, exclusive to Farm King Backsaver Augers, requires less hydraulic pressure to raise and lower the auger. The wide undercarriage is stable and solid while still meeting transport requirements. Once positioned, a shut-off valve on the underside of the auger tube limits the circulation of the hydraulics so the auger will maintain its height.

## Adjustable Light

A lighting kit, available on 16" models, provides light where it is needed most when unloading after hours. One light,

located on the swing-away auger, provides light to the hopper and truck unloading area. Another light on the end of the auger tube directs light to the auger spout. The high quality, flexible spout is standard.

## Gearboxes

These models feature two internal gearboxes for the intake auger assembly. Easy to maintain and service, these gearboxes do not restrict auger capacity.

## Dual Spool Valve

The optional two spool valve allows for hydraulic operation of the intake hopper


winch and the hopper mover while only using two remote valves. The hydraulic controls eliminate the need to operate the winch and intake hopper by hand.

## Auger Steer

The auger steer is designed to make modern augers easier to maneuver. The auger steer assembly is attached to the wheel/spindle hub assembly on the axle frame. Two hydraulic cylinders on either side of the auger frame control the side-to-side wheel motion, controlled by the hydraulic system on the tractor.



- For 10", 12", 13", 14" and 16" models
- Remote range of up to 400 ft.
- Remote charges using a USB plug.
- The self-leveling hopper ensures proper weight and traction.
- Compatible with both open and closed hydraulic systems.
- Hopper moves into truck position within 5 seconds.



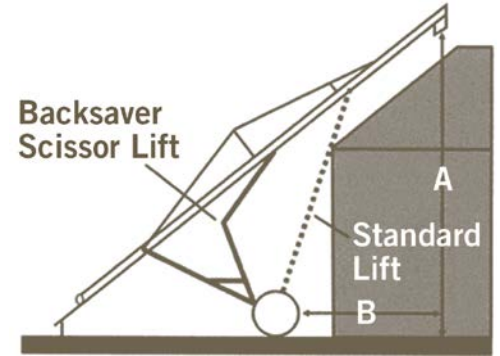
**[1]** Adjustable light kit for models 10"-14" (standard equipment on 16" augers) **[2]** Remote control **[3]** Self-leveling hopper **[4]** Remotely swing the hopper in place in seconds.





Model 1684

Farm King augers feature a two-year parts warranty.



## MEASUREMENTS

MODEL >>	1050	1060	1070	1080*	1370	1385	1395*	1684	16104
Wheel track	9'	10'	12'	12'	12'	12'	12'	13' 4"	14' 6"
A, height †									
- lowest	11' 2"	11' 3"	12' 6"	13' 6"	13' 7"	13' 8"	14' 8"	13' 2"	14' 10"
- half way	23' 6"	27' 6"	30' 3"	34' 3"	31' 9"	36' 6"	40' 6"	-	-
- highest	36'	43' 8"	48'	55'	50'	59' 6"	66' 4"	57'	77' 4"
B, forward reach									
- lowest	26'	30' 3"	35' 8"	45' 7"	36' 11"	45' 4"	55' 4"	44' 10"	57' 8"
- half way	-	-	33' 5"	41' 10"	33'	39' 8"	48' 3"	42'	52'
- highest	18'	22' 3"	27' 10"	34' 9"	27' 5"	31' 10"	38' 9"	33' 4"	36' 1"

† All measurements taken with 18" hitch height. 'A' lowest is overall transport height, half way and highest are spout to ground measurements. \*includes 10' extension.



## SPECIFICATIONS

MODEL >>	1050	1060	1070	1080*	1370	1385	1395*	1684	16104
Size	10" x 50'	10" x 60'	10" x 70'	10" x 80'	13" x 70'	13" x 85'	13" x 95'	16" x 84"	16" x 104'
Tubing	12 gauge				12 gauge			1 and 2: 10 ga 3 and 4: 11 ga.	1 and 2: 10 ga. 3, 4 and 5: 11 ga.
Flighting	7 gauge				1/4" flighting in swing-away and main auger			1/4" on swing and main auger	
Flighting shaft	11 gauge, 2-3/8" diameter				11 gauge, 2-3/8" diameter			-	-
Undercarriage	3" x 3" x 1/8" square tube				70' - 3-1/2" x 3-1/2" x 3/16" square tube; 85' and 95' - 4" x 4" x 1/4" square tube			5" x 5" x 1/4" square tube	
Lift arms	2" x 5" x 3/16" tube				1/4" formed tubing upper, 7 gauge lower			1/4" formed tubing	
Bridging	3/8" cable on 50' and 60' models, 1/2" cable on 70' and 80' models				1/2" cable			Upper: 3/4" cable	Upper: 3/4" cable Side: 1/2" cable
Wheels and hubs	15" with 5 bolt automotive type hubs and bearings				15" with 6 bolt automotive type hubs and bearings			6 bolt hubs, 11 L x 15 x 8 ply	8 bolt hubs, 16.5 L x 16.1 x 10 ply
Swing auger drive	Two internal gearboxes (PTO driven), sprocket and chain				Two internal gearboxes (PTO driven), sprocket and chain			-	-
Hopper dimensions	43-1/2" x 60"				43-1/2" x 60"			48" x 60"	
Standard hopper height from ground*	15-1/4" at heel end, 14-1/4" at other end				16-3/4" at heel end, 16-1/4" at other end			n/a	n/a
Multi-flighting hopper height from ground*	11-3/4" at both ends				12-3/4" at both ends			13-1/2"	13-1/2"
Tractor requirements - min PTO hp (with 540 RPM PTO) - approx. hydraulic requirements for lift	40 hp 1000 PSI	48 hp 1000 PSI	55 hp 1000 PSI	65 hp 1000 PSI	80 hp 1200 PSI	90 hp 1200 PSI	100 hp 1200 PSI	150 hp 1500 PSI	175 hp 1500 PSI
Hitch weight	-	-	840 lb	-	1140 lb	1270 lb	-	2,200 lb	2,700 lb
Weight	2,545 lb	2,987 lb	3,354 lb	3,622 lb	5,175 lb	6,381 lb	6,683 lb	11,000 lb	13,000 lb

\*not including rubber spill guard



Models 10" and 13"



## PRODUCT OVERVIEW

- › Manufactured for high-capacity with heavy-duty construction
- › Lengths of up to 95'
- › 40 to 100 PTO hp required

## FEATURES

- › Swing away auger with a self-leveling hopper
- › Scissor lift undercarriage
- › Load carrying tapered thrust bearing

## OPTIONS



- › Hydraulic winch to lift the hopper into transport position
- › Hydraulic hopper mover
- › Dual flighting low-profile hopper

Farm King Backsaver Augers are practical, economical and dependable. That dependability has been a benchmark of Farm King Backsaver Augers for many decades. Auger tubing sizes are available in 10" or 13" diameters and lengths ranging from 50 to 95 feet. The 43-1/2" x 60" intake hopper invites large quantities of grain to be quickly moved up the auger and into the bin.



**[1]** Safety locking ball valve restricts hydraulic lines from losing pressure. **[2]** Load carrying tapered thrust bearing supports the weight of the flighting with auger in upright operating position. **[3]** Cleanout is simplified with an optional reverse kit and an underside access panel. **[4]** Durable 11 gauge flighting is used on every 10" and 13" model. **[5]** 11' to 15' transport height and standard road lighting kit. **[6]** Hydraulic Winch - An optional hydraulic winch easily lifts the hopper into place for transport. The lever and hydraulic valve are mounted to the main auger tube for easy access.





## PRODUCT OVERVIEW

- › Manufactured for high-capacity with heavy-duty construction
- › Model 1684 ideal for shorter bins and smaller yards
- › Lengths of up to 104'
- › 150 to 175 PTO hp required

## FEATURES

- › Swing away auger with a self-leveling hopper
- › Scissor lift undercarriage
- › Hydraulic winch to lift the hopper into transport position
- › Hydraulic hopper mover
- › Dual fighting low-profile hopper
- › Load carrying tapered thrust bearing

The 16" Farm King grain augers are designed by the people who know and understand your grain handling needs. The large 16" tubing by up to 104' length allow the operator to move large quantities of grain in short periods of time. Equipped with a 3" fighting shaft, the Farm King auger handles even the dampest crops with ease.



**[1]** 15' transport height and standard road lighting kit. The 16.5L x 16.1 tires are rated for intermittent highway usage and come with 8-bolt rim design.

**[2]** The 1/2" and 3/4" cables create a bridge design to help maximize stability and even weight distribution. Cables can be tightened and loosened according to operator preference. With the auger reaching

up to 104' in the air, stability and precise maneuverability is paramount when positioning the auger.

**[3]** An unprecedented ground-to-spout height of 77' allows the Farm King 16104 to supply even the largest bins. With such a large reach, the 16104 is constructed with 5" x 5" thick steel tubing and a 14 1/2" outside wheel track assist in the stability and solid foundation during operation.

**[4]** The dual fighting hopper and 16" tube means the 16104 backsaver auger is ideal for hopper bottom trailers. Fully lifted, the 16104 backsaver auger has a ground-to-spout height of 77', but drops to clearance height of less than 15' when in the lowered position.

## PRODUCT OVERVIEW

- › Manufactured for high-capacity with heavy-duty construction
- › Wide stance undercarriage
- › Lengths of up to 61'

## FEATURES

- › 7 gauge flanging in 10" models
- › Heavy-duty reversible gearbox

## OPTIONS

- › Multiple drive options available
- › Poly spout and poly hopper



# CONVENTIONAL AUGER CX Series - 8" and 10" Models



## Undercarriage

The wide stance of the undercarriage improves stability and is constructed with square tubes to enhance strength and durability. In addition to being well balanced, the undercarriage features automotive-type hubs and bearings that improve ease of handling.

## Transport

The sturdy lightweight assembly allows the conventional auger to be easily transported. The trailing swivel wheels

can be raised hydraulically to allow for increased turning radius as well as smooth transitions over uneven terrain.

## Top Drive

The top drive is housed in a sealed grease bath and features a chain-tightener. The components in the sealed oil bath are resistant to heat, dust, debris and moisture, reducing maintenance and enhancing the longevity of the chain and sprockets.

## Drive Options

Several drive options are available, including direct PTO, belt-drive PTO, gas engine drive, and electric motor drive matched to a belt or direct drive.

## Engine Mount

The new engine mount has no moving parts for easy set up. The engine is leveled by the belt guard system which ensures perfect belt tension at every auger position - the separate leveling rod has been eliminated.





The new CX series of conventional augers from Farm King are available in lengths of 41', 51' and 61' in both 8" and 10" diameters. The augers feature several enhancements to serviceability and stability and an expanded list of options. Several components have been standardized and redesigned to reduce repair and assembly time as well as to facilitate upgrades. The engine mount and leveling systems have been redesigned to ensure perfect belt tension at any auger position.

**[1]** Wide stance undercarriage **[2]** Transport (shown with optional auger hopper **[3]** Top Drive **[4]** Intake **[5]** Poly Hopper **[6]** Poly Spout **[7]** Hardened steel square tubing frame



## Frame

Hardened steel square tubing frame provides a solid foundation.

## Poly Spout and Hopper

Flexible poly spout for accurate bin filling is optional. Also optional is a poly hopper to minimize spillage.

## Intake

The intake end of the auger flighting is supported by a wooden, self lubricating

bushing, which is highly resistant to dirt contamination and is maintenance free. A narrow safety guard and removable clevis hitch improve access to bins with small auger ports.

## Wheel Spindles

The wheel spindles are now a bolt-on style, allowing easy set up and replacement. This also helps facilitate the auger mover installation.



## Conventional Auger Mover

Available for the 8" and 10" CX auger lineup, the completely redesigned mover incorporates power steering, hydraulic scissor lift for the intake, sport tread tires, hydraulic winch for auger height adjustment, improved engine mount and leveling systems and longer reach on the intake tube. Many parts have been standardized across the models and the kit is designed for ease of assembly, ease of operation and high maneuverability.



### Mover Controls

The auger mover controls are located near the engine controls, allowing for one location control. The belt guarding doubles as the engine leveling device, which keeps the belts at the same tension in any auger position.

### Caster Wheel

The unique caster wheel design and independently powered drive wheels allow an extremely short turn radius. The intake end scissor lift allows a wide range of vertical motion and tucks up under the auger tube for easy transport.

### Engine Mount

The engine mount plate has no moving parts for ease of set up. The engine drive sheave is now standard equipment. The drive belts are engaged via a newly designed lever accessible from the auger and engine control location.



## Conventional Intake Hopper

The self-leveling Conventional Auger Hopper adds versatility and convenience to your Farm King auger by giving you a powered intake hopper. The hopper is powered by the rotation of the existing auger core - no new drive mechanisms are needed. With a total reach now extended to approximately 108", this hopper allows you to cleanly collect the discharge of gravity wagons, grain carts, hopper bottom bins, grain trucks, highway grain trailers and more with no spillage, and no need to wrestle with removable hoppers.



### Hand-Crank & Caster Jack

An optional hand-crank caster jack allows you to lift the intake hopper with ease, and maneuver the auger intake into position with minimal effort.

### Transport

The hopper has a transport stabilizing bar and hitch for quick transport setup without the need to remove the hopper itself. A rubber skirt helps reduce grain spillage.

### Continuous Velocity Joint

A continuous velocity joint connects the hopper's flighting to the main auger's flighting, allowing the hopper to be powered with no new power source or hydraulic systems.



## INTAKE HOPPER

MODEL >>	8"	10"	12"	13"
Hopper dimensions	32" x 36"	32" x 36"	32" x 36"	32" x 36"
Height, to top of steel	10"	10"	10"	10"
Height, to top of rubber	14"	14"	14"	14"
Caster jack lift capacity	2000 lb	2000 lb	2000 lb	2000 lb
Reach, approx. <sup>1</sup>	108"	108"	108"	108"
Capacity <sup>2</sup>	2800 bu/hr	3800 bu/hr	-	-
Weight	200 lb	200 lb	200 lb	200 lb

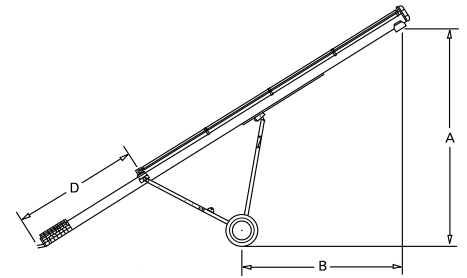
<sup>1</sup> Reach is measured from the end of intake hopper to first obstruction on the auger tube

<sup>2</sup> Capacity will vary by grain conditions and by elevation of the main auger - tested on a 10" auger at 31.6° elevation, using dry #2 Corn (<13% moisture)

## AUGER MOVER

MODEL >>	CX AUGER SIZE	FEATURES
CXM841	8" x 41' and under	<ul style="list-style-type: none"> <li>- Power Steering</li> <li>- Fuel Tank Capacity - 6.5 US Gal<sup>3</sup></li> <li>- Central Control Location</li> <li>- Mover Mounts to Undercarriage only</li> <li>- Rear Wheel(s) Lift for Transport</li> </ul>
CXM851	8" x 51' and over	
CXM1041	10" x 41' and under	
CXM1051	10" x 51' and over	
CXM1061	10" x 61' and over	
C506	13" x 36'	

<sup>3</sup> Fuel tanks are supplied with engine configuration only.



## MEASUREMENTS


MODEL >>	CX841	CX851	CX861	CX1041	CX1051	CX1061	1336
A, up	27' 9"	35' 2"	42' 8"	27' 6"	35' 4"	42' 1"	19' 1"
A, down	10' 8"	9' 11"	12' 5"	10' 5"	9' 6"	11' 11"	9' 9"
B, up	12' 5"	17' 3"	20' 3"	13' 3"	16' 9"	20' 4"	13' 2"
B, down	18' 8"	23' 10"	28' 9"	18' 3"	23' 5"	28' 6"	14' 3"
D, direct drive	6' 5"	6' 7"	6' 9"	6' 4"	6' 6"	6' 8"	19' 5"
D, electric & PTO drives	10' 11"	14'	-	10' 11"	14'	16' 1"	10' 10"

## SPECIFICATIONS

MODEL >>	CX841	CX851	CX861	CX1041	CX1051	CX1061	1336
Tube width	8"			10"			13"
Tube length	41'	51'	61'	41'	51'	61'	36'
Wheel track	8' 9"	10' 1"	10' 1"	8' 9"	10' 1"	10' 1"	7' 5"
Belt drives	Double	Double	N/A	Triple	Triple	Triple	Triple
Tube, gauge	14	14	14	12	12	12	12
Flighting, gauge	10	10	10	7	7	7	1/4"
Flighting shaft, dia.	1-1/4"	1-1/4"	1-1/4"	2-3/8"	2-3/8"	2-3/8"	2-3/8"
Flighting shaft, gauge	11 gauge	11 gauge	11 gauge	11 gauge	11 gauge	11 gauge	11 gauge
Drive line	1-3/8"	1-3/8"	1-3/8"	1-3/8"	1-3/8"	1-3/8"	1-1/2"
Gasoline							
- Motor pulley	3-1/2"	3-1/2"	N/A	3-1/2"	3-1/2"	4"	3-1/2"
- Fuel tank capacity	6.5	6.5	N/A	6.5	6.5	6.5	N/A
Motor pulley (electric)	3-3/4"	3-3/4"	3-3/4"	3-3/4"	3-3/4"	3-3/4"	3-3/4"
Recommended hp	16 hp	20 hp	24 hp	28 hp	32 hp	38 hp	N/A

<sup>2</sup> Fuel tanks are supplied with engine configuration only.

<sup>3</sup> Tube reach is measured along the auger tube, from the tip of the intake guard to the gear box on the engine drive configurations.



[1]



[2]

[1] Gearbox [2] Hydraulic lift  
available on all models  
[3] Guarded intake



[3]

# CONVENTIONAL AUGER

## 8", 10", 12" and 14" models

### PRODUCT OVERVIEW

- › Manufactured for high-capacity with heavy-duty construction
- › Wide wheel track
- › Lengths of up to 82'

### FEATURES

- › Guarded intake with removable clevis tow hitch
- › Relief door on discharge spout

### OPTIONS

- › Hydraulic winch lift

The precision engineered gearbox, featuring left- or right-side drive, is positioned to allow the auger to reach deeper into the bin. Double edge intake flighting on the 12" and 14" models for longer life.

### Undercarriage

The undercarriage design provides excellent stability. 12" models 60' and longer and 14" models 66' and longer have a telescoping undercarriage assembly for low transport clearance.

- Standard relief door on discharge spout.
- Flexible driveline couplers.
- Gearbox permits PTO operation from either side.
- Cupped intake flighting on the 8" and 10" models for longer life and increased capacity.
- All PTO's are shielded.

### Sealed Head Assembly

Sealed head assembly is grease-packed at the factory, enclosed for continuous lubrication and weatherproofing; four bearings carry the load.

### SPECIFICATIONS

MODEL >>	834	846	856	866	872	1034	1066	1076	1234	1266	1272	1276	1282	1440	1455	1466	1476	1482
Tube width	8"	8"	8"	8"	8"	10"	10"	10"	12"	12"	12"	12"	12"	14"	14"	14"	14"	14"
Tube length	34'	46'	56'	66'	72'	34'	66'	76'	34'	66'	72'	76'	82'	40'	55'	66'	76'	82'
Tubing	12 ga.	12 ga.	12 ga.	12 ga.	12 ga.	12 ga.	12 ga.	12 ga.	12 ga.	12 ga.	12 ga.	12 ga.	12 ga.	12 ga.	12 ga.	12 ga.	12 ga.	12 ga.
Flighting	7 ga.	7 ga.	7 ga.	7 ga.	7 ga.	1/4"	1/4"	1/4"	1/4"	1/4"	1/4"	1/4"	1/4"	1/4"	1/4"	1/4"	1/4"	1/4"
Wheel track	66"	88"	108"	108"	114"	90"	108"	114"	114"	135"	135"	135"	135"	90"	114"	114"	135"	135"
Elevation, max.	21'	30'	36'	43'	50'	23' 6"	43'	49' 6"	21'	43'	48' 7"	51'	55' 10"	28' 8"	36' 6"	43' 3"	51'	55' 10"
Height, transport	7' 9"	8'	11'	12' 9"	15' 3"	8' 6"	12' 9"	15' 5"	8' 3"	12' 5"	14' 3"	14' 5"	13' 10"	11' 3"	11' 11"	13' 3"	14' 11"	15' 3"





**[1]** 10" or 12" discharge tube feeds the auger **[2]** Side ramps fold up for transport with the ramp lift system.



# DRIVE-OVER HOPPER

## 10" and 12" models

### PRODUCT OVERVIEW

- › Manufactured for high-capacity with heavy-duty construction
- › 10" or 12" discharge tube
- › Ideal for quick unloading

### FEATURES

- › Telescoping tongue extends for transport
- › Side ramps fold up for transport
- › Ramps built of heavy gauge material

### OPTIONS

- › Hydraulic motor kit
- › Electric motor drive kit

The 10" and 12" drive-over hopper will clear a truck with 19' 6" wheel base and 8" clearance. Shorter wheel base trucks will have more clearance. Center Hopper - 48" x 60"; overall hopper body height - 10-1/2"; ramps - 30" wide, 10' long.

### Transport

Side ramps fold up with the ramp lift system; a telescoping tongue extends for transport.

### Quick Unloading

Ideal for fast, convenient unloading and moves up to 11,000 BPH in dry grain


### SPECIFICATIONS

MODEL >>	834	846
Center hopper dimensions	48" x 48"	48" x 48"
Side hopper dimensions	30" x 48"	30" x 48"
Discharge height	30"	30"
Tube length	6'	6'
Overall body height	10-1/4"	10-1/4"
Ramp width	30"	30"
Ramp length	10'	10'
Weight	4,350 lb	4,350 lb



# UTILITY AUGER

4", 6" and 8" models



[1] Undercarriage, 10" model shown [2] Gearbox [3] Adjustable light



**PRODUCT OVERVIEW**

- › 5' and 10' extensions
- › 10 or 12 gauge flighting
- › 3/4" or 1" sealed top bearing

**FEATURES**

- › Adjustable motor mounts
- › Auger pulleys are standard
- › The intake flighting is protected by an intake guard

**OPTIONS**

- › Poly hopper / Flow control

Farm King manufactures a wide selection of utility augers, in tube widths ranging from 4" to 8", and in lengths of 11' to 23'. Various tubing lengths allow the customer to choose the exact sizing for their applications. The components are adaptable to suit various configuration and capacity requirements, and solid construction and heavy gauge tubing ensures extra durability and longevity.

Cage

A spider cage protects the intake flighting and belt guards are standard on all augers.

Grain Cleaner

The utility auger can be fastened to the grain cleaner to provide ease of transport and versatility.

**SPECIFICATIONS**

	MODEL >>	4"	6"	8"
Motor Mounts - Standard adjustable motor mounts mean that Farm King utility augers can be paired with various sizes and brands of electrical motors.	Auger lengths	11' / 16' / 21'	11' / 16' / 21'	11** / 16' / 23**
	Extension lengths	10'	10'	5', 10'
	Power	½ - 1 hp	1 - 4 hp	3 - 10 hp
Extensions - Heavy-duty flange and square coupler connect these tubing extensions.	Auger tubing	16 gauge	16 gauge	14 gauge
	Flighting	12 gauge	12 gauge	10 gauge

\* Non-extendable





# UNLOADING AUGER

8" and 10" models



[1] Hopper [2] Hydraulic drive with variable speed control [3] Electric-drive models have an adjustable motor mount



**PRODUCT OVERVIEW**

- › Transfers grain and oilseed faster
- › Handheld maneuverability
- › Reaches where normal portable augers can't

**FEATURES**

- › Rubber edging on hopper to minimize spillage
- › Even weight distribution

**OPTIONS**

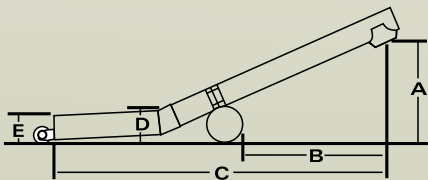
- › Hydraulic drive and electric drive available

Farm King unloading augers transfer grains and oilseeds much faster than conventional utility augers and reach where normal portable augers can't. The hopper of the unloading auger fits under hopper bottom bins and hopper trailers for fast and easy unloading. The weight is evenly distributed at the pivot wheels for optimum stability and balance; one person can easily move the unloading auger into position.

- Cleanout - hinged cleanout gate in the bottom of the hopper.
- Electric Drive - 12" pulley for electric drive protected by safety shield.

DRIVE	A (up)	A (down)	B (up)	B (down)	C (up)	C (down)	D (up)	D (down)	E
Hydraulic	44"	38"	65"	64"	149"	151"	15.5"	13.25"	12.5"
Electric motor	42"	35.5"	52"	52"	149"	151"	15.5"	13.25"	12.5"

SPECIFICATIONS				
MODEL >>	810H	810E	1010H	1010E
Tube width	8"	8"	10"	10"
Tube length	9'	9'	9'	9'
Drive type	Hydraulic	Electric	Hydraulic	Electric
Hydraulic requirements	12 gpm, 1200-1400 PSI	-	12 gpm, 1200-1400 PSI	-
Motor requirements	-	3 to 5 hp, 1725 RPM	-	3 to 5 hp, 1725 RPM
Auger tubing	16 gauge	16 gauge	16 gauge	16 gauge
Flighting	12 gauge	12 gauge	12 gauge	12 gauge
Weight	260 lb	270 lb	310 lb	320 lb



## PRODUCT OVERVIEW

- › Separates the dockage from grain before shipping / storing
- › Cleans up to 1000 bu/hr with the model 360 and up to 2500 bu/hr with model 480

## FEATURES

- › Two-stage screening process
- › Larger intake spouts for easy filling

## OPTIONS

- › Trash pan for collecting screenings is (model 480)
- › 6" intake auger (model 360); 8" intake auger (model 480)



# GRAIN CLEANER

## Models 360 and 480



### Cleaning Process

A two-stage screening process includes an inner cone screen for large trash and an outer drum screen for fines. Cleaned grain is emptied through a built-in chute.

### Unload Clean Grain

A large unloading chute located at the back of the grain cleaner transports the cleaned seed out of the drums and into the auger hopper.

### Precise Placement

The utility auger slide bar allows the auger to be placed in transport mode or positioned directly over the intake spout.

### Move Trash

An optional trash pan can be added to model 480 which collects the fines and with a built-in auger, moves the trash to one end of the cleaner. It is then loaded into a trash pan for easy cleanup.

### Transport

The intake auger can be swiveled around to the side of the cleaner and securely attached for transport. 15" wheels and a full frame transport are included.

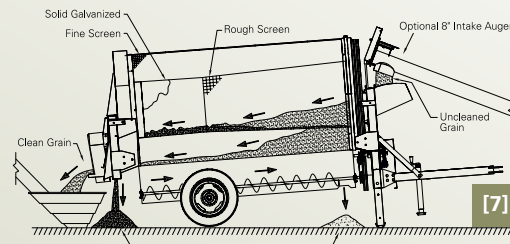
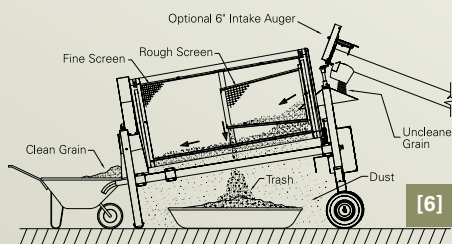
### Intake Auger

An intake auger is optional on all models. A 6" utility auger is available for model 360 in lengths of 11', 16' and 21'. Model 480 has an 8" x 11' utility auger.







Farm King builds two grain cleaner models that are designed to separate the dockage from grain with a two-stage screening system before it gets shipped or stored, increasing profit in a variety of ways. Dockage reduces bin storage capacity and increases shipping costs. Cleaned grain dries faster and screenings can be used as animal feed.



[1] Cleaning Process [2] Move Trash [3] Unload Clean Grain [4] Transport [5] Precise Placement [6] Model 360 [7] Model 480



**The Model 360** can clean up to 1000 bushels per hour. The screenings are discharged onto the ground while cleaned grain is distributed through a built-in chute for convenient loading. The pulleys and adjustable mounts and are designed to fit most 1 hp motors. An optional 6" intake auger for easy loading.

**The Model 480** cleans up to 2500 bushels per hour, depending on moisture content and the amount of dockage. Trash and fines are thoroughly removed from the grain, with the fines being separated from larger screenings and are unloaded from separate chutes. An optional trash pan is available for collecting screenings.

## SPECIFICATIONS

MODEL >>	360	480	SCREENS >>	INNER CONE (standard)	INNER CONE (large/small)	OUTSIDE DRUM (standard)	OUTSIDE DRUM (large/small)
Drum diameter / length	36" / 73"	48" / 98"	Corn	5/8 x 5/8 x 17 ga.	Small - 2 x 2 x 19 ga.	4 x 4 x 23 ga.	-
Total length	97"	144"	Wheat	4 x 4 x 23 ga.	Large - 3 x 3 x 21 ga.	8 x 8 x 27 ga.	Large - 6 x 6 x 25 ga.
Width (outside of tires)	55"	76"	Sunflower	2 x 2 x 19 ga.	Large - 5/8 x 5/8 x 17 ga.	6 x 6 x 25 ga.	Small - 8 x 8 x 27 ga. Large - 5 x 5 x 24 ga.
Motor required (approx.)	1 hp	1 hp	Soybean	2 x 2 x 19 ga.	Small - 3 x 3 x 21 ga.	5 x 5 x 24 ga.	Small - 6 x 6 x 25 ga.
Drive	Belt	Belt	Milo	4 x 4 x 23 ga.	Small - 5 x 5 x 24 ga. Large - 3 x 3 x 21 ga.	8 x 8 x 27 ga.	Large - 6 x 6 x 25
Capacity	1000 bu/hr	2500 bu/hr	Flax	4 x 4 x 23 ga.	Small - 5 x 5 x 24 ga.	10 x 10 x 29 ga.	-
Weight	493 lb	1,020 lb					
Weight, w/opt. trash pan	n/a	1,253 lb					
Intake auger (optional)	6"	6"					

## PRODUCT OVERVIEW

- › A simpler, safer and more efficient way to move grain

## FEATURES

- › Quick connect couplers
- › High capacity airlock and blower
- › Silencer

## OPTIONS

- › Self-contained hydraulics (Model 6640)
- › Dual inlet receiver tank



# GRAIN VAC

## Models 6640 and 6644



[1]



[2]

### Blower

The field proven Heavy-Duty 5.3 Positive Displacement Blower is the heart of the system. Castings are machined to strict tolerances to assure maximum efficiency that allows you to move grain a greater distance without using one or more expensive booster type systems.

### Camlock Couplers

To achieve and maintain best performance, the airlock components

are precision machined. The steel rotors are fitted with adjustable steel tips to allow the operator to keep the airlock working at peak performance at all times. The rotor is driven by a reversible, pressure protected, hydraulic motor.

### Silencer

The high efficiency silencing system reduces noise intensity by over 50% with absolutely no reduction in machine capacity. Our unique silencing design

provides greater operator comfort for years of satisfaction.

### Airlock

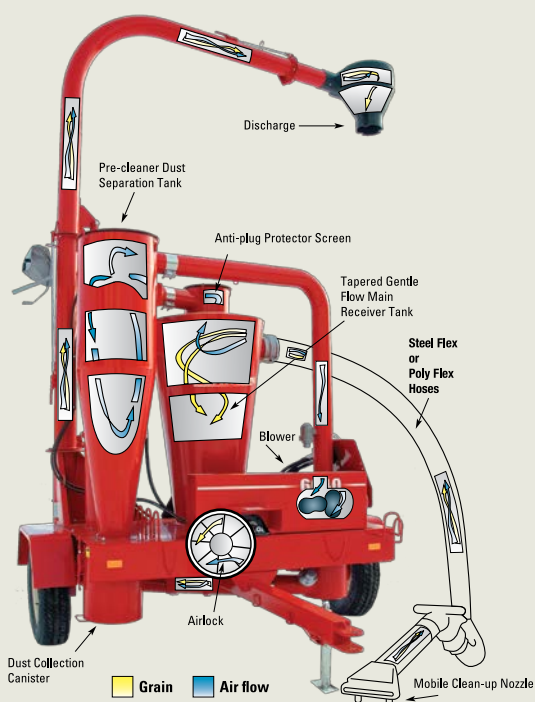

To achieve and maintain best performance, the airlock components are precision machined. The steel rotors are fitted with adjustable steel tips to allow the operator to keep the airlock working at peak performance at all times. The rotor is driven by a reversible, pressure protected, hydraulic motor.





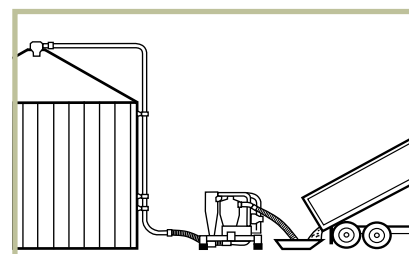
Grain is carried on a cushion of air Grain is sucked into the grain vac and enters the main cyclone. Here the grain is separated from the air and deposited into the airlock. The air from the large cyclone then moves to the second cyclone removing dust similar to the grain being separated from the air in the large cyclone. The cleaner air then moves up and out of the cyclone and goes through the blower. The pressure from the bottom of the blower pushes through the airlock moving the grain out to your truck or bin.

[1] Silencer [2] Dust Separation [3] Airlock [4] Blower [5] Camlock Couplers  
[6] Grain Vac Uses - Bin to truck, Truck to bin, Truck to truck




## Dust Separation

The heavy-duty positive displacement blower is protected from dust that is removed in the pre-cleaner tank, thereby, giving the blower years of trouble free performance.



## Hoses & Wands

Many hoses and wands are available to meet your unique operation requirements.



## CAPACITIES

### GRAIN >>

Soybeans	2800 - 3600 bu/hr
Wheat	3000 - 3800 bu/hr
Canola	3000 - 3700 bu/hr
Barley/Corn	3200 - 4000 bu/hr

NOTE: Capacities are based on standard truck discharge height and standard intake hose length and size, using dry clean products. Can vary with conditions.



# GRAIN VAC

## Model 6640



**PRODUCT OVERVIEW**

- › A simpler, safer and more efficient way to move grain
- › 110 hp required

**FEATURES**

- › Quick connect couplers
- › Silencer
- › High capacity airlock and blower

**OPTIONS**

- › Self-contained hydraulics
- › Dual inlet receiver tank

**HOSES & WANDS**

- › Many hoses and wands are available to meet your unique operation requirements.

The high vacuum suction carries the crop on a pillow of air and aids in cleaning out trash particles as the crop goes through the grain vac. The versatility of the grain vac hoses and cleanup wands allow the operator to access hard-to-reach areas for superior cleaning. The optional self-contained hydraulics allow the grain vac to be fully operational without using the hydraulic ports of the tractor.



**[1] Transport** - Standard hose kit, suctions, nozzles and hydraulic boom all store on the unit for transport, making it easy for the operator to setup and begin using the machine. **[2] Ease of Operation** - The self-storing boom is hydraulically put into position, eliminating the need for boom assembly. **[3] Healthier, Safer Option** - The Farm King grain vac virtually eliminates dust in the air caused from moving grain making it a healthier, safer option.

**SPECIFICATIONS**

	MODEL >>	6644
Cleanup Wand - The low-profile cleanup wand is designed to reduce operator strain.	Suction	6" (15.24 cm)
	Discharge	6" (15.24 cm)
	Length	99" (252 cm)
	Width	93" (236 cm)
	Transport height (standard boom)	98" (249 cm)
	Boom discharge height (standard)*	12' (3.7 m)
	PTO speed	1000 RPM
	Recommended hp	110 hp

\* Tall boom available





## PRODUCT OVERVIEW

- › A simpler, safer and more efficient way to move grain
- › Cummins QSB 4.5L engine, 130 hp @ 1800 RPM

## FEATURES

- › High boom discharge
- › Silencer
- › Onboard hose storage
- › Quick release rear discharge kit

## OPTIONS

- › Dual inlet receiver tank

## HOSES & WANDS

- › Many hoses and wands are available to meet your unique operation requirements.

Efficiently move grain anywhere with the self-contained Farm King Grain Vac 6644. Equipped with a powerful and efficient 130 horsepower Cummins engine, the 6644 has a tandem axle undercarriage for easy maneuverability and balance and can be towed behind a pickup truck to remote locations for all your grain handling requirements.

**[1] Pulley System** - Model 6644 grain vac comes standard with a cogged belt and pulley system to minimize slippage which prevents power loss to the blower. An idler pulley tension system maintains belt tension. **[2] Receiver Tank** - The receiver tank comes standard with a removable, bolt-on lid and liner. **[3] Gauge Kits** - The 6644 is equipped with a pressure and vacuum gauge kit (gauge is shown in operation).

## SPECIFICATIONS

	MODEL >>	6644
<b>Speed</b> - Move grain fast with capacities ranging from 2800 bushels per hour to 4000 bushels per hour depending upon grain.	Engine	Cummins QSB4.5L
	Engine rated	130 hp @ 1800 RPM
	Suction	6" (15.24 cm)
	Discharge	6" (15.24 cm)
	Transport length	156" (396 cm)
	Transport width	90" (229 cm)
	Transport height	116" (295 cm)
	Weight	5,300 lb (2,404 kg)

[www.farm-king.com](http://www.farm-king.com)



# Farm King

**For more information contact:**

E-mail: [info@buhler.com](mailto:info@buhler.com)

[www.farm-king.com](http://www.farm-king.com)

Equipment shown is subject to change without notice. ©2013 Buhler Trading Inc.  
Printed in Canada. TSX:BUI Ref: 082013-10000-LM P/N: PGRHDL

**bühler** | a division of Buhler Industries Inc.