

SEED BED COMBINATION **SYSTEM-KOMPAKTOR**





Basis for optimum crop establishment



seedbed combinations, LEMKEN offers an implement with versatile equipment options that fulfil all arable farming requirements associated with perfect seedbed preparation.

An ideal seed bed forms the basis of optimum crop development. The cultivated soil should be well levelled, and uniformly tilled across the entire implement width and working depth.

Vitally important, is the seed horizon on which the seed is sown. It has to be excellently reconsolidated to ensure an ideal water supply. A tilled structure with fine soil in the seed area, and more cloddy soil on the surface, guarantee perfect field emergence. The System-Kompaktor generates the best conditions to achieve this.

The constant strive to control input costs, coupled with the need to optimise timing of crop establishment, demands machines which combine high work quality with high output. For this reason, many farmers choose semi-mounted machines taking advantage of their large daily output and ability to follow the

ground contours to give a uniform working depth. Compared to PTO-driven machines, passive seedbed combinations can often deliver a higher output with reduced operational costs. They are becoming particularly common when preparing a seedbed for maize, oilseed rape and row crops. With its System-Kompaktor



System-Kompaktor



With the LEMKEN System-Kompaktor in working widths of 3 to 12 m the seedbed can be cultivated in a single pass.

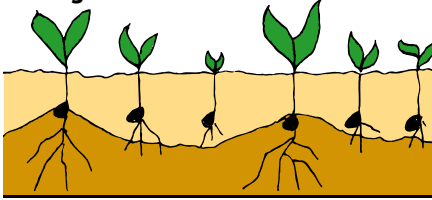
It is the ideal implement to achieve a finely tilled, uniformly deep, well reconsolidated seedbed, in particular for sugar beet and fine seeds such as rape.

The semi-mounted, 5 m and 6 m, System-Kompaktor can be combined with the Solitair pneumatic seed drill from LEMKEN.

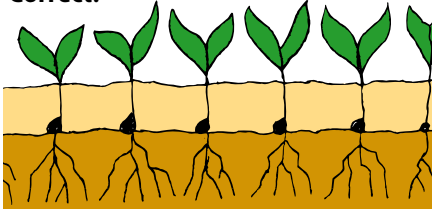
A better seed bed

An ideal tilled structure

Wrong:



Correct:

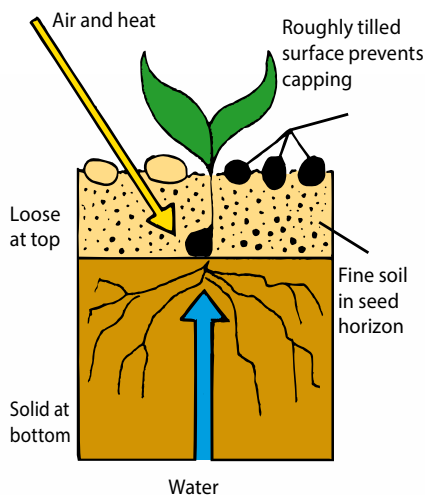


The front tilling roller tills the soil, which is then levelled by the cutting bar.

The two rows of tines with duckfoot blades ensure the entire seedbed is cultivated to a uniform depth. Parallel linkage of the sections guarantees precise guidance and therefore a uniform working depth from left to right and front to back.

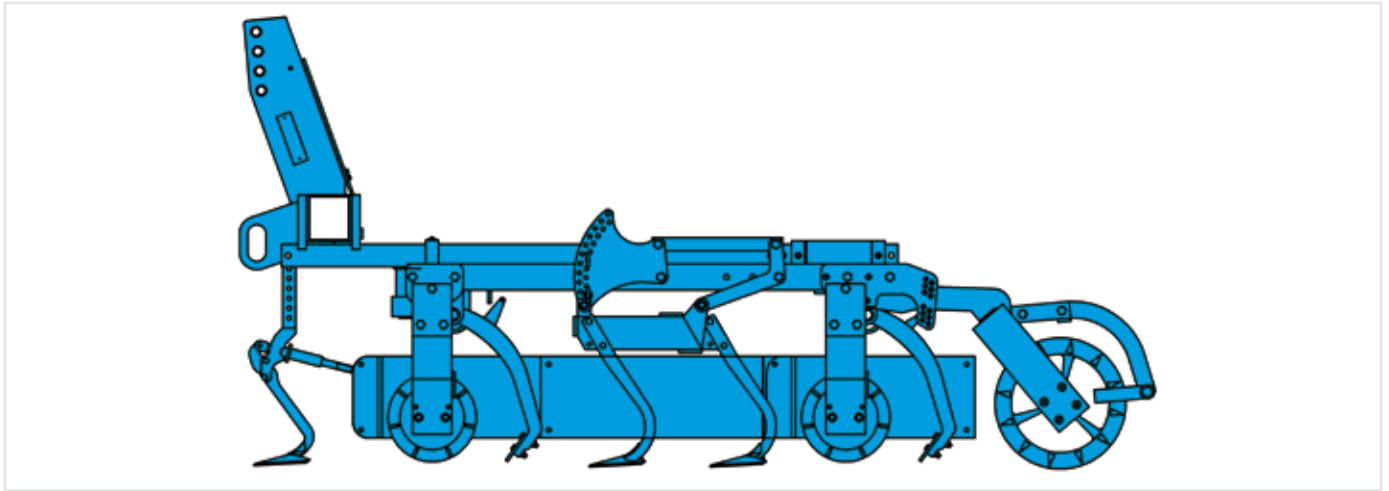
The shallow angle of the tines generates an increased pull-in force, which results in greater pressure on the tilling rollers. This ensures optimum levelling and tilling. The previously tilled and levelled soil is further cultivated by the rear tilling roller. The cutting bar intensifies the soil tilling process of the roller, while perfectly levelling it. The fine soil and roughly tilled soil are separated, with fine soil placed below, and more cloddy soil on the surface.

The final trailing roller ensures the soil is perfectly reconsolidated. A perfect seedbed is then made.



Modern seed bed cultivation system

Technology with multiple benefits



The System Kompaktor frequently achieves the required working quality in only a single pass.

Area capacity is significantly greater than that for PTO-driven implements.

The System Kompaktor creates the basis for uniform seed growth with high field emergence.

The specified working depth can also be exactly adhered to even with shallow seed cultivation.

Versatile tool and roller combinations enable optimum tilling and reconsolidation of the seedbed to be achieved, adapted to the given soil conditions.



The right System-Kompaktor for any job



Stable spring-steel supporting arms

The use of premium quality steel for the frame guarantees outstanding durability and long service life.

- The resilient supporting arms made of solid spring steel can absorb greater impact loads. The tractor and implement are therefore protected, in particular, when driving on the road and at the headland.



Uniform levelling

The stable flat bar and cage tilling rollers are supported in ball bearings and together with an adjustable cutting bar they are ideal for levelling the surface.

- The cutting bar feeds spoil to the tilling roller, whereby the tilling and levelling processes are intensified.
- The intensity of the soil supplied by the cutting bar in the tilling rollers is adjusted with a spindle adjustment. The optional hydraulic cutting bar adjustment is advisable for changing soil conditions.
- Springs protect the cutting bars against any overloading. The continuous, height-adjustable side plates guarantee perfect work without ridges at the side.



Variable track looseners

The duckfoot, or narrow share, track looseners can be fitted easily and adjusted steplessly to any tractor and any tyre width.

- To prevent damage, they are fitted as standard with an automatic overload safety device.
- Depth adjustment can be performed quickly without any tools using linch pins in centimetre increments



Setting up for sowing



Overload protection device

For trouble free working even when on stony ground, the duckfoot blades are equipped with an automatic overload protection device.



Gamma tine sections

In heavy soils or soil that suffers from waterlogging it is advisable to use gamma tines instead of the duckfoot blade sections.

- Tine spacing is 11 cm at a maximum working depth of roughly 12 cm.
- The vertical position of the tines ensures that less moist soil is shifted to the surface than for angled tines.



Ideal reconsolidation

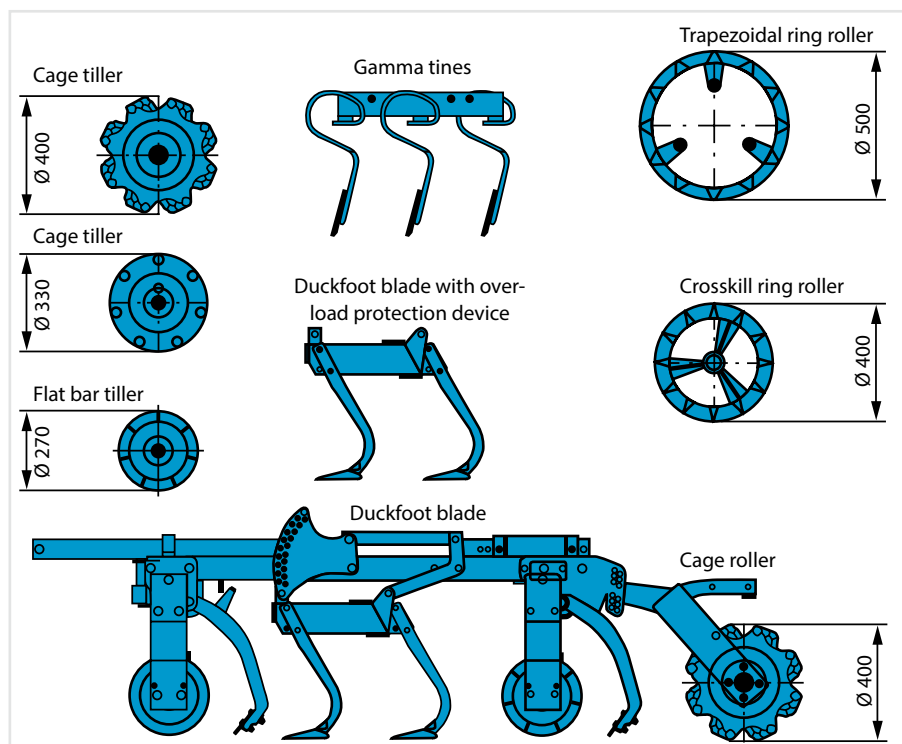
Excellent reconsolidation is guaranteed by the heavy crosskill roller. The staggered crosskill rings are meshed with each other, in a way that prevents the rings from twisting, ensuring that all the crosskill rings are ideally driven ultimately providing a uniform tilling structure.

- Alternatively, in wet autumn conditions, a cage roller with Ø 400 mm or a trapezoidal ring roller with Ø 500 mm can be used.



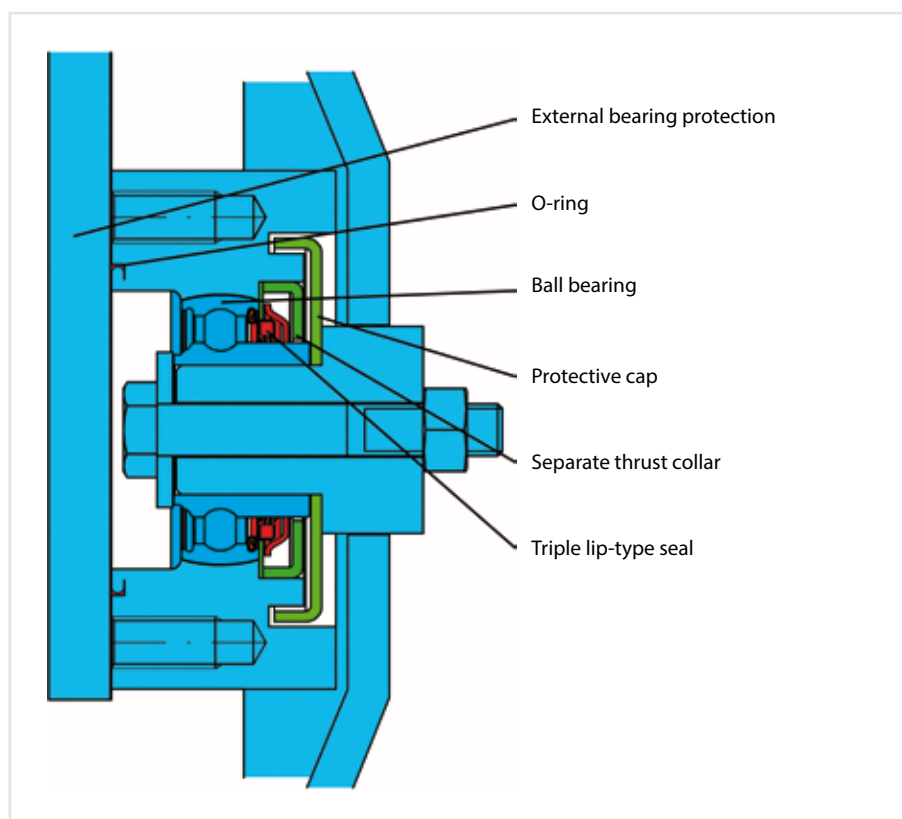
Equipment Options

Combination options



The System Kompaktor is available with many combination options. Next to the various tine sections, cage tilling rollers or flat bar tilling rollers can be combined with various following rollers. This effectively means that the System Kompaktor is an implement suitable for use in almost any soil conditions.

Maintenance-free bearings



The new generation of maintenance-free bearings has been completely sealed thereby effectively protecting it against any soiling. This guarantees a high service life.

The round shape of the bearing housing prevents any foreign bodies and stones from being trapped in it. If, however, a bearing has to be replaced then an additional interface on the frame makes the process significantly easier.

Cost-efficient sowing



Simple transport

All LEMKEN System Kompaktor „K“ seed bed combinations, with working widths from 4 m, can be hydraulically folded to a transport width of 3 m.

- Semi-mounted installation as from 5 m guarantees a favourable weight distribution. When being transported, this ensures that the tractor's front axle is not relieved of too much weight, and that the rear axle is not overloaded.
- Because of the lower load acting on the rear-axle the tractor tyre inflation pressure can be significantly reduced. This, in turn, helps to avoid any deep tracks or soil compaction being created in the field.



Gigant system carrier

For particularly large area capacities, LEMKEN offers the Gigant 10 and Gigant 12 system carrier with working widths between 8 and 12 m.

- Two System Kompaktor seedbed combinations with 2 x 4 m, 2 x 5 m or 2 x 6 m working widths are mounted to the three-point linkages.
- The implement's lower link automatic compensation system ensures that the working sections can be individually matched to the soil conditions.
- The lower links are designed such that the implement sections in the transport position are free of any rocking motion on the basic carrier frame.



LEMKEN System Kompaktor with Solitair: A future-proof combination



Seeding system

After the basic soil cultivation, the LEMKEN combination of semi-mounted System Kompaktor and attached Solitair is an ideal drilling unit.

- The lift of the System Kompaktor cultivation sections occurs independently of the coulter bar on the Solitair. This makes it easy for the operator to handle the machine at the headland, and leave tidy and fully seeded ground.
- The adjustable hydraulic overflow valves, on the seedbed combination and on the Solitair, enable the weight to be distributed to the rear rollers on the cultivator and to the coulter bar of the drill. This, in turn, guarantees perfect working quality irrespective of the seed level in the Solitair.



Coupling

Due to the fact that the seed drill coupling points, on System Kompaktor, Zirkon, Rubin, Heliodor and Smaragd semi-mounted implements, are identical, the Solitair pneumatic seed drill can be easily combined with any of them, and switched between them if required.

- The semi-mounted System Kompaktor can also be fitted with a hydraulic three-point linkage accessory, to enable the System Kompaktor to be combined with other seed drills.





Semi-mounted options

Semi-mounted machines are available with either a transport axle or a combination axle.

- The transport axle is designed for solo operation of the machine.
- The combination axle with brakes, 8 t load-carrying capacity, and large wheels, enables the cultivator to be used in conjunction with the Solitair seed drill.

- Use in combination with a drill, provides fast and efficient operation in work, and safe transportation on the road in compliance with Motor Vehicle Traffic Regulations.



Hydraulic system

The standard hydraulic system components mean that any make of tractor can be used.

- The LEMKEN System Kompaktor/Solitair combination and bout markers are operated by means of four double-acting spool valves and one single-acting unit.
- A LEMKEN mechanical 6/2 directional control valve can be provided, if needed, to reduce the need for one double-acting spool valve.
- The LEMKEN electromagnetic control system with one control box and four control levers, can be supplied to operate all the functions on the System Kompaktor and Solitair except the fan and the hydraulic cutting bar adjustment.



Technical data

Description	Working width apprx. cm	Tractor Power HP kW		Number of tines	Weight apprx. kg
Duck-foot shares					
System-Kompaktor S 300 GFS	300	75 - 115	55 - 85	2 x 1,5 m	1,430
System-Kompaktor S 400 GFS	400	95 - 155	70 - 114	2 x 2,0 m	1,650
System-Kompaktor K 400 GFS	400	95 - 155	70 - 114	2 x 2,0 m	1,850
System-Kompaktor K 500 GFS	500	145 - 215	107 - 158	2 x 1,5 m / 1 x 2,0 m	2,103
System-Kompaktor K 600 GFS	600	165 - 245	121 - 180	4 x 1,5 m	2,703
System-Kompaktor K 500 A GFS	500	136 - 215	100 - 158	2 x 1,5 m / 1 x 2,0 m	3,670
System-Kompaktor K 600 A GFS	600	155 - 245	114 - 180	4 x 1,5 m	4,270
Duck-foot shares with automatic overload safety device					
System-Kompaktor S 300 GFSU	300	75 - 115	55 - 85	2 x 1,5 m	1,505
System-Kompaktor S 400 GFSU	400	95 - 155	70 - 114	2 x 2,0 m	1,750
System-Kompaktor K 400 GFSU	400	95 - 155	70 - 114	2 x 2,0 m	1,950
System-Kompaktor K 500 GFSU	500	145 - 215	107 - 158	2 x 1,5 m / 1 x 2,0 m	2,240
System-Kompaktor K 600 GFSU	600	165 - 245	121 - 180	4 x 1,5 m	2,851
System-Kompaktor K 500 A GFSU	500	136 - 215	100 - 158	2 x 1,5 m / 1 x 2,0 m	3,807
System-Kompaktor K 600 A GFSU	600	155 - 245	114 - 180	4 x 1,5 m	4,418
Gamma tines with point					
System-Kompaktor S 300 GAMMA	300	75 - 115	55 - 85	2 x 1,5 m	1,535
System-Kompaktor S 400 GAMMA	400	95 - 155	70 - 114	2 x 2,0 m	1,805
System-Kompaktor K 400 GAMMA	400	95 - 155	70 - 114	2 x 2,0 m	2,005
System-Kompaktor K 500 GAMMA	500	145 - 215	107 - 158	2 x 1,5 m / 1 x 2,0 m	2,283
System-Kompaktor K 600 GAMMA	600	165 - 245	121 - 180	4 x 1,5 m	2,872
System-Kompaktor K 500 A GAMMA	500	136 - 215	100 - 158	2 x 1,5 m / 1 x 2,0 m	3,850
System-Kompaktor K 600 A GAMMA	600	155 - 245	114 - 180	4 x 1,5 m	4,439
System Trac					
Gigant 10/800	800	215 - 315	158 - 232		2,630
Working section with duck-foot shares tines with point					
2 x System-Kompaktor G 400 GFS	2 x 400			4 x 2,0 m	3,318
Working section with duck-foot shares with automatic overload safety device					
2 x System-Kompaktor G 400 GFSU	2 x 400			4 x 2,0 m	3,518
Working section with gamma tines with point					
2 x System-Kompaktor G 400 GAMMA	2 x 400			4 x 2,0 m	3,628
System Trac					
Gigant 10/1000	1,000	275 - 470	202 - 346		2,830
Working section with duck-foot shares tines with point					
System-Kompaktor G 500 RE GFS	500			2 x 1,5 m / 1 x 2,0 m	1,659
System-Kompaktor G 500 LI GFS	500			2 x 1,5 m / 1 x 2,0 m	1,659
Working section with duck-foot shares with automatic overload safety device					
System-Kompaktor G 500 RE GFSU	500			2 x 1,5 m / 1 x 2,0 m	1,759
System-Kompaktor G 500 LI GFSU	500			2 x 1,5 m / 1 x 2,0 m	1,759
Working section with gamma tines with point					
System-Kompaktor G 500 RE GAMMA	500			2 x 1,5 m / 1 x 2,0 m	1,814
System-Kompaktor G 500 LI GAMMA	500			2 x 1,5 m / 1 x 2,0 m	1,814
System Trac					
Gigant 12/1200	1,200	335 - 550	246 - 404		4,740
Working section with duck-foot shares tines with point					
2 x System-Kompaktor G 600 GFS	2 x 600			6 x 2,0 m	5,318
Working section with duck-foot shares with automatic overload safety device					
2 x System-Kompaktor G 600 GFSU	2 x 600			6 x 2,0 m	5,778
Working section with gamma tines with point					
2 x System-Kompaktor G 600 GAMMA	2 x 600			6 x 2,0 m	5,618

All specifications, dimensions and weights are subject to continuous technical development and are therefore not binding. The weight specifications always refer to the basic equipment. Subject to change.

Service decides



When you have bought a machine from LEMKEN, the well known, almost proverbial LEMKEN service starts. 18 customer-oriented factory branches and outdoor storage areas in Germany as well as our own sales companies and importers in more than 50 countries, and a strong dealer network, ensure that machines and spare parts are supplied quickly.

If a part is not in stock, it can be delivered to the customer within 24 hours via the LEMKEN logistics centre which is manned round-the-clock, 365 days a year.

Knowledge from the LEMKEN specialist

Well trained customer service technicians are available to farmers,

contractors and trade, who are using machinery for the first time, as well as for professional maintenance and repairs. Thanks to regular training courses, LEMKEN customer service is always up to date with the latest LEMKEN technology.

Original spare parts for maximum service lives

LEMKEN wearing parts are designed for a maximum service life. High-quality steels, the latest production methods, and an intensive quality control ensure a long service life. Therefore, all original spare parts bear a unique identification with the registered LEMKEN trademark. Original spare parts can be ordered at any time online on the Internet via the LEMKEN information and ordering system.



LEMKEN GmbH & Co. KG
Weseler Straße 5
46519 Alpen
Tel. +49 2802 81-0
Fax +49 2802 81-220
lemken@lemken.com
www.lemken.com



Your LEMKEN dealer: