

FELLA JURAS Rakes



FELLA

JURAS
Rakes

Harvesting energy.





A worried glance at the sky.
Black clouds are drawing in.
The clock is ticking.
It will be pouring in less than an hour.
The pleasant, sunny days are gone.
And the work is done.
For the harvest is already in the dry.



Time is of the essence.
During harvest time, minutes can mean the difference between success and failure.
You have to work around the clock.
It's good to know that you can rely on our powerful and versatile rakes throughout the day and the night, that you can work your way round the fields even in harsh conditions.
And that you can get your harvest in the dry quickly.



Harvesting energy.



GREEN FORAGE EXPERTISE FROM FRANCONIA
Tradition, innovation and passion –
that's the recipe for success held by the green
forage centre of excellence in Feucht.

Many challenges, one solution.

Exact swath formation, even under harsh conditions:
The JURAS rakes from FELLA impress with their robust, tried and tested design.

FELLA helps you achieve high-quality forage.
Harvesting energy with FELLA.

JURAS single-rotor rakes

THREE-POINT ATTACHMENT WITH FOLLOW-UP DEVICE ... Page 16



- ▶ Ease of handling
- ▶ Exact swaths
- ▶ Working widths 3.40–4.50 m

THREE-POINT ATTACHMENT WITH RIGID HEADSTOCK Page 18

- ▶ Specialists for alpine terrain
- ▶ Front- and rear-mounted fitting possible
- ▶ Neat raking
- ▶ Working width 3.60 m

TRACTOR LINKAGE DRAWBAR/HITCH ATTACHMENT Page 19

- ▶ Large working width – lightweight tractor
- ▶ Very simple attachment
- ▶ Working width 4.50 m



JURAS two-rotor rakes

LATERAL WINDROW DEPOSITION WITH DRAWBAR LINKAGE Page 22

- ▶ Superb agility
- ▶ Single- or double-swath positioning as standard
- ▶ Compact transport dimensions with no time required for setup
- ▶ Working widths 6.30–7.00 m



LATERAL WINDROW DEPOSITION WITH TRANSPORT CHASSIS Page 24

- ▶ Large working widths
- ▶ Single- or double-swath positioning as standard
- ▶ High working speed
- ▶ Working widths 5.75–8.40 m



CENTRAL WINDROW DEPOSITION Page 30

- ▶ Variable working and swath widths
- ▶ High ground coverage
- ▶ Superb flexibility
- ▶ Ease of handling
- ▶ Working widths 5.80–10.00 m




JURAS four-rotor rakes

NEW

CENTRAL WINDROW DEPOSITION Page 38

- ▶ For large farms and interfarm use
- ▶ Variable working and swath widths
- ▶ Straight-lined and robust design
- ▶ Superb agility
- ▶ Working width 10,60–13,80 m




HIGH WORKING SPEED

Best raking quality is achieved with the tangential arrangement of the tine arms and an ideal swath is created. It makes significantly higher working speeds possible – necessary if the harvesting weather is not in your favour.


JURAS rake heads

The centrepiece.


The rake heads from FELLA win users over due to their enclosed construction, which can be relied on to protect all critical components from dirt and dust. This design is a guarantee for a long service life. The large-dimensioned drive unit and the precision, manufactured tine arm housing made of cast aluminium are both good examples of the modern, tried and tested design.



TS5/TS6




TS3/TS4



DURABLE AND MAINTENANCE-FRIENDLY

The rake head is bolted together using a conical washer to form a sturdy unit. This has the advantage that the bolts are not subjected to shearing effect, but rather only to compressive and tensile forces. As a result, perfect centring and rigidity is achieved for a long service life. If necessary, the support arms can be replaced individually without having to dismantle the rake socket.



STRONG AND MAINTENANCE-FREE


A typical feature of this head is the bearing tubes made from a single piece of high-quality cast aluminium. They offer maximum stability coupled with reduced weight. Permanently lubricated steel rollers with completely maintenance-free precision ball roller bearings that are sealed on both sides guarantee a long service life.



OPTIMUM SWATH FORMATION

The optimised shape of the cam track, which is made of unbreakable spheroidal graphite cast iron, provides maximum smooth running and quick, precise lifting of the tines. The moment at which the tines lift out of the swath can be quickly changed at any time without the use of tools*, and thereby adapted to the working and forage conditions.

* model-specific



EASY TO ADJUST WORKING HEIGHT

The linear height adjustment, which is fitted as standard, can very easily and conveniently adapt the working height to your soil conditions.

Our technology highlights

Make all the difference.

Jet effect

SOFT LANDING, PROPER TAKEOFF



Due to the fully cardanic rotor suspension and weight distribution of the rotor, the rotor lifts first at the front and then at the back. When lowered, the rear wheels make contact with the ground first, and then the front wheels. In this way, the tines are prevented from penetrating the ground.

- No sinking into the ground
- No damage to the sward
- No forage contamination



steerGUARD

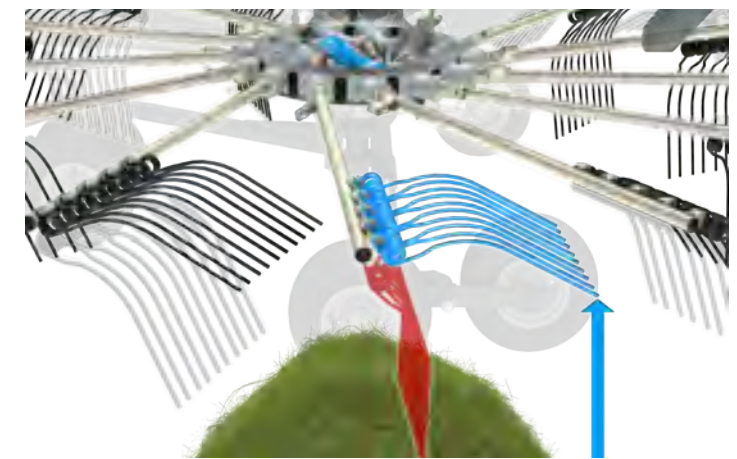

PERMANENT FLEXIBILITY



FELLA is the only manufacturer on the market to offer a steering system for the rake which operates within the frame. The steering shaft is protected against damage by the frame and, unlike externally located steering systems, only has two moving joints. As a result, accurate steering and safety is guaranteed, even after years of use.

The greatest benefit of this steering system lies in the very positive and direct transmission of the steering movement. The rake always runs exactly in the track of the tractor and is extremely agile. Furthermore, this type of steering guarantees very smooth running even at high speeds.

- Patented steering system – exclusive to FELLA
- Long-lasting steering precision
- Direct steering transmission
- Precise trailing
- Safe and quick travel even at 40 km/h (country-specific)



Lifting height with CamControl: more than 50 cm ground clearance

CamControl

LIFT HIGHER



The CamControl hydraulic cam track adjustment ensures extremely high ground clearance – more than 50 cm – in the headland position. CamControl optimises the timing for lifting the tine arms into the horizontal, passive deposit position when raising the rotors.

It is possible to drive over large swaths without any problem, even with large quantities of forage. At the same time, the rake maintains its low centre of gravity and therefore enables safe turning even on hilly terrain.

- Maximum ground clearance
- Drive over large swaths
- Low centre of gravity for safe turning

Fully cardanic rotor suspension


GROUND SENSING ON TOP FORM

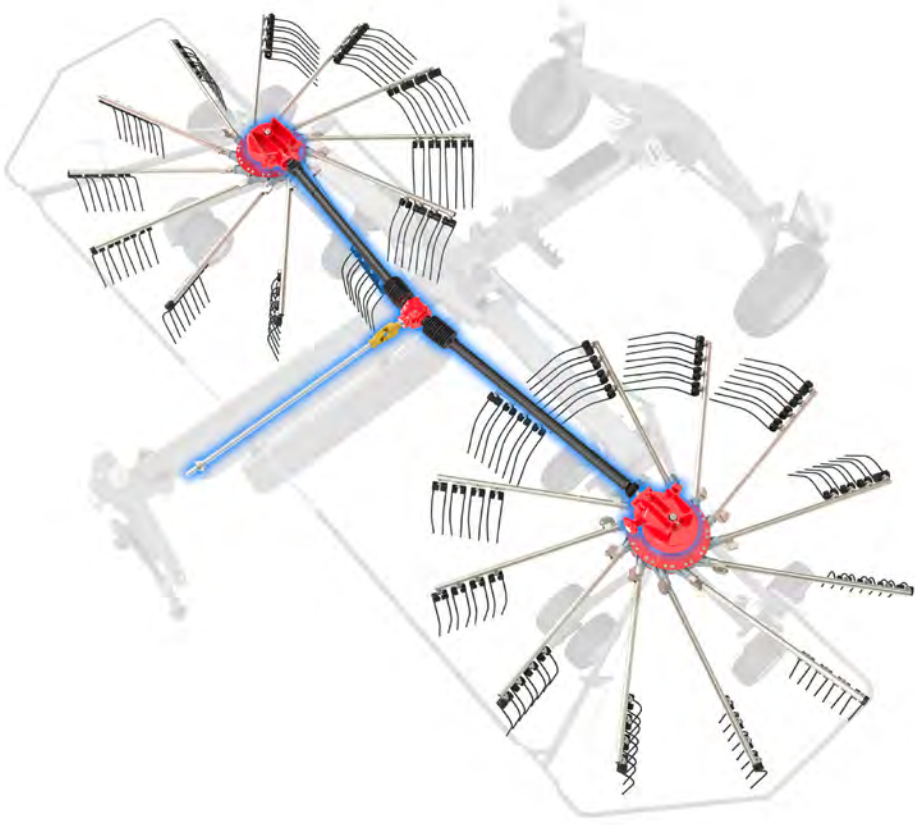


The patented fully cardanic rotor suspension ensures that perfect ground adaptation is guaranteed even under the most difficult of working conditions. The rotor can follow the ground perfectly independent of the frame, whether inclined longitudinally or transversely. As a result, forage lying in recesses and depressions can be recovered without loss.

Damage to the sward by the tines is safely avoided even in hilly terrain.

- Three-dimensional ground adaptation
- Minimum forage contamination
- No loss of forage





UNIT PROTECTION AND SAFETY DURING OPERATION

On FELLA rakes, all power trains are designed to be in a straight line, and are fitted with overload protection devices and freewheeling clutches. This system reduces wear in the long term and guarantees maximum reliability during operation. In the event of an emergency, the entire power train and the rotor head are also protected against damage. This means that they are very reliable in use, which eliminates expensive repairs and long periods of inactivity during the busy forage harvesting season.

SWATH POSITIONING ON THE RIGHT WITH A CLEAR VIEW AT ALL TIMES

All FELLA rakes (except central rakes) deposit the swath to the right. This means that you always have your perfect swath in view, because the operating controls in the tractors are on the right.



FELLA character

Typical features of FELLA rakes.



SOPHISTICATED AND MAINTENANCE-FRIENDLY – FELLA TINE ARMS

All FELLA tine arms consist of tough tube material and are manufactured in one piece. The connection point to the rotor arm is machined for a perfect fit, which makes it possible to insert the tine arms easily. This reduces wear on this heavily stressed point to a minimum. And if a collision does occur, the predetermined bending point reliably prevents secondary damage and the tine arm can be replaced easily and cheaply.



INTELLIGENT ATTACHMENT

The tines are screwed in place individually beneath the tine arm. This gives them ample freedom of movement, enables them to help reduce forage contamination and makes them easy to replace. The side of the arm facing the forage is also absolutely smooth, which means that no forage can be left hanging.



OPTIMISED DRIVING CHARACTERISTICS AND RAKING QUALITY

- ▶ FELLA multi-rotor rakes have a stable, straight-lined frame structure. The low height keeps the centre of gravity low and therefore guarantees optimum driving stability in all situations.
- ▶ A wide track width on the contact-sensing chassis has a positive effect on the driving behaviour and the ground adaptation – particularly on sloping and uneven terrain.
- ▶ The adjustable transverse and longitudinal inclination of the rotors provided as standard enables flexible adjustment to suit different circumstances and ensures optimum raking quality and low forage contamination.
- ▶ The lifting of the tines and therefore the moment at which they lift out of the swath can be changed quickly at any time without the use of tools by means of the cam track adjustment (model-specific). Simply reposition the cam track adjustment in the hole arrangement to adapt the rotor to the working and forage conditions.



JURAS SINGLE-ROTOR RAKES



Always ready for use.

Three-point attachment with follow-up device

Versatile and powerful.

- ▶ Working widths 3.40–4.50 m
- ▶ For the most diverse applications and conditions
- ▶ Low weight, sturdy design
- ▶ Easy handling
- ▶ Superb agility
- ▶ Stable, dust-tight drive
- ▶ One-piece, D-shaped three-point headrack



JURAS 301 DN JURAS 351 DN JURAS 391 DN

Three-point headstock with follow-up device

The allrounders. The single-rotor rakes with follow-up device from the 300 series are outstanding due to their low weight, their sturdy design, their ease of handling and their versatile use. These rakes can therefore be used with a low tractor performance level.


JURAS 400 DN JURAS 426 DN JURAS 456 DN

Three-point headstock with follow-up device

The 400 series differs from the 300 series due to its large-dimensioned rake head and the larger working width that comes as a result. With up to 12 tine arms and 48 tines, neat and even raking is always guaranteed for working widths of up to 4.50 m.

ACCESSORIES

- ▶ Spring-centred contact wheel 15/6.00-6, for improved ground adaptation
- ▶ Tandem axle with balloon tyres for smooth running and neat work in all conditions and with all types of forage
- ▶ Hydraulic operation for the swath former



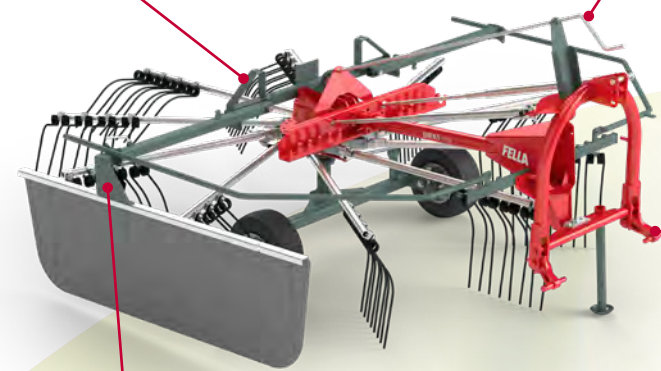
USER-FRIENDLY

The swath guard and arc-shaped guard are spring-mounted, which makes them easy to fold and means that they lock automatically in the working or transport position.



ALWAYS AT THE RIGHT HEIGHT

The easily accessible crank makes it extremely easy to adjust the height.



PERFECT GROUND ADAPTATION AND DRIVING STABILITY

Thanks to the wide-track chassis and movable lower link bracket, optimum ground adaptation is guaranteed, even at wide working widths. The models also exhibit good raking quality at high working speeds.



ADJUSTABLE SWATH WIDTH

The width of the swath is adjusted to your requirements using the continuously adjustable swath guard.



PERFECT SWATH FORMATION

1 Very exact swaths are possible even with a large forage mass thanks to the extra strong tine arms and the long tines. Thanks to a cam track that can be adjusted on the outside without tools, optimal swath formation is guaranteed at all times for all follow-up devices.

CONVENIENT TRANSPORT

2 All the tine arms can be effortlessly removed and are stored horizontally. This reduces the transport width and the risk of accidents.

Three-point attachment with rigid headstock

At home in the mountains.

- ▶ Working width 3.60 m
- ▶ Front or rear mounting
- ▶ Short attachment headstock
- ▶ Exact swaths thanks to extra strong tine arms and long tines
- ▶ Narrow transport and storage width



Tractor linkage drawbar/hitch attachment

Big performance for lightweight tractors.

- ▶ Large working widths with lightweight tractors: 4.50 m
- ▶ Maximum flexibility and extremely high level of comfort
- ▶ Perfect adaptation of the working height
- ▶ Optimised raking quality thanks to adjustable transverse and longitudinal inclination
- ▶ Exact swaths thanks to extra strong tine arms and long tines





JURAS 351 DS

Three-point headstock, rigid

Whether used at the front or rear, with the JURAS 351 DS single-rotor rake, FELLA is offering an all-round talent with rigid headstock for alpine terrain. Thanks to its low weight and short and compact attachment, this FELLA rake can be used with a very low tractor power.


STABILITY ON SLOPES

The lockable pivoting wheels provided as standard optimise tracking on extreme sloping terrain.



ACCESSORIES

- ▶ Contact wheel 15/6.00-6 for improved ground adaptation
- ▶ Front-mounted attachment, consisting of: Contact wheel, relieving spring and all-round protection
- ▶ Hydraulic operation for the swath former



FLEXIBLE

Front or rear mounting – as changeable as the weather in the mountains



PRECISE TRACKING

Thanks to the short, compact attachment, the centre of gravity is close to the tractor and therefore leads to excellent track stability on slopes.

RAKING QUALITY ON SLOPES

A wide track width and the adjustable transverse inclination of the rotor optimise ground adaptation and guarantee neat raking performance.

Juras 456 T

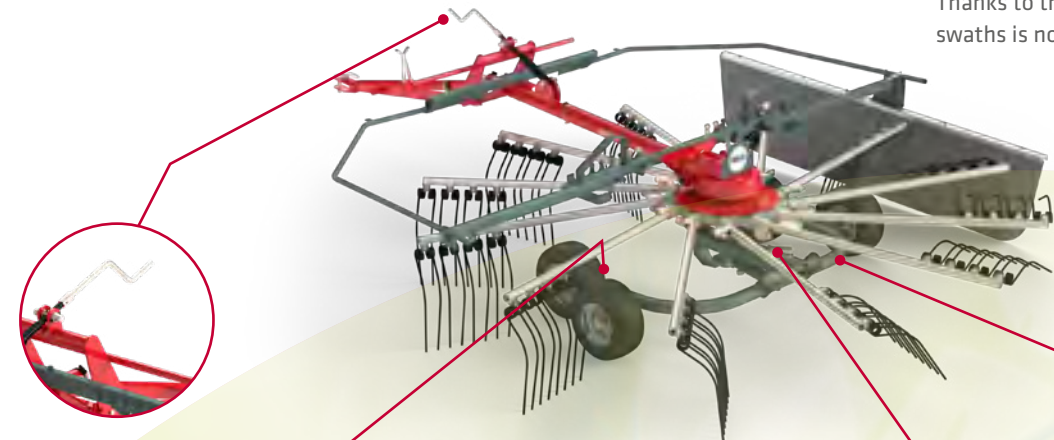
Trailed design

The simple hitch to tractor linkage drawbars or adjustable drawbars is typical for these machines. The trailed construction means that the tractor does not carry the weight. This means that lightweight tractors can be used with a working width of 4.50 m, which is hugely cost-effective.




HIGH GROUND CLEARANCE

Thanks to the parallel rotor lifting, driving over swaths is no longer a problem.



EXCELLENT RAKING QUALITY

Thanks to the adjustable transverse and longitudinal inclination, the rotor can be adjusted in all directions to suit the ground, thereby guaranteeing extremely neat raking.



ACCURATE DETECTION OF THE GROUND CONTOURS

The wide-track chassis with tandem axle as well as the infinitely variable linear adjustment of the working height guarantees optimum adaptation to ground conditions.

JURAS TWO-ROTOR RAKES WITH LATERAL WINDROW DEPOSITION



Astonishing variety.

Side rakes with drawbar linkage

Lightweight with a high cutting power.

- ▶ Large working widths, even with lightweight tractors, up to 7.00 m
- ▶ Low power demand
- ▶ KENNFIXX® connector
- ▶ Very simple hitching and unhitching of the machine
- ▶ One or two swaths possible
- ▶ Sequential control as standard



JURAS 1502

The JURAS 1502 model is a highly manoeuvrable, universal machine. The trailed construction means that the tractor does not carry the weight. Due to the comparably low weight, a working width of up to 7.00 m can even be achieved with lightweight tractors, thereby increasing cost-effectiveness. Depositing a single swath is just as easy as depositing two small single swaths or a double swath by making a return pass.


THE THREE CHARACTERISTICS FOR PERFECT GROUND ADAPTATION

The cardanic hitch attachment patented by FELLA in conjunction with the twistable frame and the large-dimensioned tyres ensure perfect ground adaptation. As a result, forage lying in recesses and depressions can be recovered without contamination or loss.



SMOOTH ACCELERATION

The tandem axle provided as standard with 18/8.50-8 hyper-balloon tyres ensures smooth and clean running, even under the most difficult conditions.



HIGH QUALITY

The twistable frame made from high-quality spring steel moves with the rest of the machine.



HIGH LEVEL OF ADAPTABILITY

The working width is hydraulically infinitely adjustable up to 7.00 m and therefore adapts to a wide range of conditions and crop varieties.



ACCESSORIES

- ▶ Contact wheel 18/8.50-8 with hyper-balloon tyres for the front rotor for improved ground adaptation
- ▶ Additional swath former for depositing two single swaths in the case of large volumes of forage
- ▶ Hydraulic operation for the rear swath former



LARGE GROUND CLEARANCE AND EFFICIENCY ON SLOPES

Thanks to the hydraulic gantry axle, the rotors are lifted in parallel. It is also possible to drive over larger swaths on the headland without problems. Thanks to the wide-track chassis, the JURAS 1502 is extremely stable on slopes.

Side rakes with transport chassis

Classically versatile.

- ▶ Large selection of working widths 5.75–7.70 m
- ▶ Single- or double-swath positioning possible as standard
- ▶ Neat raking work thanks to front wheel that runs close to the tine
- ▶ Compact transport at up to 40 km/h



JURAS 1402 JURAS 1452 JURAS 1603


With these models, FELLA is offering three cost-effective dual-rotor side rakes for small and medium-sized farms that rely on cutting power and sophisticated technology. Using these rakes, it is possible to deposit two small swaths, one large swath or a double swath by making a return pass. All FELLA side rakes have a large overlap between the first and the second rotor, ensuring a neat forage handover and swath formation even under difficult working conditions.

HEADLAND - CONVENIENT AND WITH NO LOSS OF FORAGE

- ▶ The automatic, hydraulic and individually adjustable sequential control controls the delayed raising and lowering of the rear pair of rotors and, as a result, enables you to deposit perfectly formed swaths at the end of the field.
- ▶ The machines are equipped with an automatic height restriction for the headland position. It is therefore no longer necessary to switch off the rotors.
- ▶ The sophisticated design, together with the double rocker, enables the rotors to be raised in parallel from the start, thereby creating a large ground clearance.

ACCESSORIES

- ▶ Additional swath former for forming two single swaths in the case of large volumes of forage
- ▶ Hydraulic two-swath deposit package – additional DA control unit required on the tractor
- ▶ Tandem axle



SIMPLE ADAPTATION TO DIFFERENT VOLUMES OF FORAGE

It is possible to switch over from one large side swath to two single swaths with one hand movement without the need for tools.



PRECISE GUIDANCE

The stable lower link with movable lower link bolt simplifies coupling, optimises ground adaptation and guarantees optimum adaptation to tractor movements.



THE FOUR CHARACTERISTICS FOR PERFECT GROUND ADAPTATION

In addition to the fully cardanic rotor suspension, the contact-sensing chassis with steerable front wheel ensures optimum ground adaptation. The longitudinal and transverse inclination can also be variably set on all rotors. The jet effect system (see p. 11) prevents the tines from penetrating the ground when lifting and lowering.



SIMPLY UPLIFTING

The swath former, which pivots hydraulically, is extremely convenient to operate on long working days. (JURAS 1603)



VERY CONVENIENT TRANSPORT

1 Changing from the working position to the transport position can be conveniently performed from the tractor seat. These models have a permissible transport speed of 40 km/h, depending on the country.

steerGUARD - PRECISE STEERING

2 The ingenious steerGUARD steering system, which is installed in the frame, guarantees precise steering behaviour, even at high speeds and even after years of use (see also p. 10).

Side rakes with transport chassis

First-rate technology for high-quality forage.

- ▶ Large working widths 7.80–8.40 m
- ▶ Maintenance-free rotor arm mounting (TS5 rake head)
- ▶ Tandem axles as standard
- ▶ Wide-angle drive shaft as standard
- ▶ KENNFIXX® connector
- ▶ Neat raking work thanks to front wheel that runs close to the tine
- ▶ Compact transport at up to 40 km/h

EXTRA WITH JURAS 7850 PRO

- ▶ Operating terminal that comes as standard for even greater convenience
- ▶ Hydraulic transport lock
- ▶ Transport chassis with 380/55-17 Flotation tyres



JURAS 7850

STRONG PERFORMANCE

The JURAS 7850 with a 7.80 m to 8.40 m working width and single- or double-swath positioning is the two-rotor side rake for increased demands. The large overlap between the first and second rotors on the JURAS 7850 is a decisive factor for efficient and neat forage handover.

PERFECT GROUND ADAPTATION WITHOUT FORAGE CONTAMINATION

In addition to the fully cardanic rotor suspension, the JURAS 7850 is distinguished by its six-wheel contact-sensing chassis. It enables optimal ground adaptation at all times. The longitudinal and transverse inclination can also be variably set on all rotors. The patented jet effect system (see p. 11) reliably prevents the tines from penetrating the ground when lifting and lowering. This ensures that the contamination and loss of your high-quality forage is prevented.

SIMPLY UPLIFTING

The swath former, which pivots hydraulically, is extremely convenient to operate on long working days.



ACCESSORIES

- ▶ Mechanical second swath former for forming two single swaths
- ▶ Hydraulic two-swath deposit package – additional DA control unit required on the tractor
- ▶ Steerable tandem axle

JURAS 7850 PRO

EVEN GREATER CONVENIENCE

The PRO version of the JURAS 7850 is equipped with an operating terminal that comes as standard for even greater convenience. All functions can easily be operated from the comfort of the driver's seat, such as the separate hydraulic height adjustment of the individual rotors and movement into and out of the transport position. Furthermore, no cords are required in order to lock or unlock the transport lock on the PRO model of the JURAS 7850.



GENTLE

The load on the tappet levers and the rotor chassis is reduced by means of the countersprings on both rotors, which minimise the impact on the material and the ground.



FUNCTIONAL DESIGN

Functional new design for increased protection, improved accessibility and lower levels of contamination.

IDEAL SWATH FORMATION


- 1 Single- or double-swath positioning

HEADLAND – CONVENIENT AND WITH NO LOSS OF FORAGE

- 2 The machines are equipped with automatic, hydraulic and individually adaptable sequential control. This system controls the delayed raising and lowering of the rotors and makes it possible to deposit perfectly formed swaths at the end of the field. Thanks to the automatic height restriction for the headland position, it is no longer necessary to switch off the rotors. The rotors are also raised in parallel from the start, thereby creating a large ground clearance.

CAMCONTROL – IMPROVED LIFTING

- 3 With CamControl, the hydraulic cam track adjustment (see p. 11), the JURAS 7850 provides a ground clearance of over 50 cm when lifting the rotors on the headland and therefore reliably prevents the quality of the finished swath from being affected by the rotating tines.



JURAS

TWO-ROTOR RAKES WITH CENTRAL WINDROW DEPOSITION



Impressive versatility.

Central rake with transport chassis

The all-round genius.

- ▶ Working widths 5.80–8.00 m
- ▶ Maintenance-friendly TS3 (JURAS 671) or TS4 (JURAS 801, 880) rake head
- ▶ Compact transport at up to 40 km/h
- ▶ Working width/swath width adjustment for operational convenience and the lowest transport height (FELLA patent)
- ▶ Headland position with automatic height restriction



JURAS 671

Entry-level with professional equipment

The entry-level model in the two-rotor central rake range, the JURAS 671, has a working width of 5.80 m to 6.60 m. This machine combines the technology which has proven itself so many times before in the single-rotor rake with elements of the professional equipment fitted to its “big brothers”.

JURAS 801 JURAS 880

The allrounders

Automatic working width preselection, neat raking work, precise swaths (even with large volumes of forage) and quick, safe travel from field to field are all offered by the JURAS 801 and JURAS 880 two-rotor central rakes. With variable working widths from 6.80 m to 8.00 m and swaths of 1.20 m to 2.00 m, they can master any working situation.



PRACTICAL FOLDING

The swath guard folds up automatically; this means that it is even possible to travel over transverse swaths without forage loss.



JURAS 671 – EXTREMELY AGILE

1 Thanks to the short frame, combined with the patented steerGUARD steering system (see p. 10), the JURAS 671 is extremely agile and can operate without any problems in a confined space.

THE FOUR CHARACTERISTICS FOR PERFECT GROUND ADAPTATION

2 Thanks to the four-wheel contact-sensing chassis with self-steering twin front wheels (JURAS 671: One fixed front wheel) and the cardanic hitch attachment of the rotor, raking work is always neat and loss-free. The longitudinal and transverse inclination can also be variably set on all rotors. The jet effect system (see p. 10) prevents the tines from penetrating the ground when lifting and lowering.

PURE OPERATIONAL CONVENIENCE

3 The working width can be adjusted without tools and, combined with the externally adjustable control cam, enables the creation of an optimum swath for the machines following on behind. The working width can be selected in four different positions, thereby providing maximum convenience without a great expenditure of time and effort. Because of the patented technology, the lowest transport height is always ensured regardless of the preselected working width.



Central rake with transport chassis

The specialist for straw and tough conditions.

- ▶ Working widths 7.20–8.00 m
- ▶ Maintenance-free rotor arm mounting (TSS rake head)
- ▶ Fixed twin front wheel with 18/8.50-8 tyres
- ▶ Widened tandem axle
- ▶ Very wide tandem axle wheel clearance
- ▶ Working width/swath width adjustment for operational convenience and the lowest transport height (FELLA patent)
- ▶ Swath guard folds automatically
- ▶ Transport speed of up to 40 km/h (country-specific) possible



JURAS 8055 PRO

Because the rotor rakes are under enormous stress during straw recovery and other difficult working conditions, they require an improved level of technology and equipment. The JURAS 8055 PRO includes all the benefits of the tried and tested JURAS 880, plus the low-maintenance TSS rake head and a particularly stable rotor chassis that has been developed especially for extreme requirements.




SMOOTH AND PRECISE RUNNING, EVEN ON SLOPING TERRAIN

The wide-track chassis, with its low centre of gravity and extra large tyres, guarantees stable driving behaviour and good efficiency on slopes.

ACCESSORIES

- ▶ Electrohydraulic single rotor lifting
- ▶ Hydraulic working width/swath width adjustment
- ▶ Quantity divider for synchronised lifting of rotors



TSS HIGH-PERFORMANCE RAKE HEAD

The bearing tubes formed from a single piece of high-quality cast aluminium with permanently lubricated steel rollers and completely maintenance-free precision ball roller bearings that are sealed on both sides are designed for the harshest of working conditions.




CONVENIENCE ON THE HEADLAND

1 The machine is equipped with an automatic height restriction for the headland position. It is therefore no longer necessary to switch off the rotors. The rotors are also raised in parallel from the start, thereby creating a large ground clearance.

THE FOUR CHARACTERISTICS FOR PERFECT GROUND ADAPTATION

2 Thanks to the six-wheel contact-sensing chassis with 18 inch tyres and the cardanic hitch attachment of the rotors, raking work is always neat and loss-free. The longitudinal and transverse inclination can also be variably set on all rotors. The jet effect system (see p. 10) prevents the tines from penetrating the ground when lifting and lowering.



UNCOMPROMISING CONTACT-SENSING CHASSIS

The rotor chassis on the JURAS 8055 PRO has six instead of four wheels and 18 inch tyres. The twin front wheel was also redesigned to be larger and rigid to ensure running even under difficult conditions in the stubble field.



The clearance between the tines and front wheel was also reduced in order to guarantee a top-quality swath without contamination and stones.

Central rake with transport chassis

Bigger, faster, stronger.

- ▶ Variable, hydraulically adjustable working width 8.80-10.00 m
- ▶ Maintenance-free rotor arm mounting (TS6 rake head)
- ▶ Hyper-balloon tyres on the rotor chassis (18/8.50-8)
- ▶ KENNFIXX® connector
- ▶ Tandem axle as standard
- ▶ Wide-angle drive shaft as standard

JURAS 10065 PRO

- ▶ With electrohydraulic convenience control system as standard
- ▶ Hydraulic working height adjustment
- ▶ Single lift for rotors
- ▶ Tyres of transport chassis, 380/55-17 running wheels as standard





JURAS 10065

The JURAS 10065 is the largest central rake with two rotors in the FELLA range. The powerful TS6 rake head boasts extremely good ground coverage, which is essential for ensuring the high level of efficiency of the harvesting machinery following on behind. In order to handle large quantities of forage in the best way possible, the working width can be changed hydraulically from 8.80 m to 10.00 m, allowing a perfect swath to be produced. Because of the low-maintenance design of the machines, time and effort spent on servicing is reduced to a minimum.

JURAS 10065 PRO

The JURAS 10065 PRO model is equipped with an electrohydraulic convenience control system as standard. The working height of the rotors can be set individually using the hydraulics. Additionally, the electrohydraulic individual rotor lifting system comes as standard, as do larger tyres.



ACCESSORIES

- ▶ Spare wheel 16/6.50-8 10PR (super balloon tires) with support


SMOOTH RUNNING

The six-wheel rotor chassis with 18/8.50-8 tyres and two steerable front wheels ensure smooth running and perfect ground sensing.



ADJUSTMENT WITHOUT EXITING THE CAB

The working and swath width can be adjusted comfortably from the tractor by means of the hydraulic system. An easy to read scale provides additional convenience. The PRO model also features hydraulic working height adjustment.



TS6 HIGH-PERFORMANCE RAKE HEAD

The strongest JURAS rotor head, the TS6, provides maximum cutting power with its fifteen rotor arms, each with five double tines, and a 4.20 m rotor diameter. The solid bearing tubes with a bearing spacing of 43 cm and maintenance-free precision ball roller bearings are the key components for the harshest working conditions.

CONVENIENCE ON THE HEADLAND

- 1 The machine is equipped with an automatic height restriction for the headland position. It is therefore no longer necessary to switch off the rotors. The rotors are also raised in parallel from the start, thereby creating a large ground clearance.

HYDRAULIC TRANSPORT LOCK

- 2 The switchover from transport position to working position is triggered simply and very conveniently. It is locked from the tractor seat and opens without cable pull.



JURAS FOUR-ROTOR RAKES



The fourth dimension.

Central rake with transport chassis

High performance – lightweight design and easy to operate.

- ▶ Working width 10.00–12.50 m
- ▶ Hydraulic adjustment of the working width
- ▶ Variable swath width
- ▶ Superb agility thanks to pivoting drawbar head
- ▶ Swath guard folds automatically
- ▶ Simple yet robust construction
- ▶ Ease of operation
- ▶ Maintenance-friendly TS4 rake head
- ▶ KENNFIXX® connector



JURAS 4000


Performance and low drag – this is what distinguishes these four-rotor large-area rakes with a 12.50 m working width. The model was specially developed to do exactly what it was supposed to do: High cutting power with a low weight and easy operation. No more, no less. Thanks to its simple yet very stable structure, the JURAS 4000 is very easy to operate and maintain. Even new drivers can use the JURAS 4000 safely and efficiently, which increases its flexibility especially when used on more than one farm.

PURE OPERATIONAL CONVENIENCE

The working width can be adjusted without tools and, combined with the control cam that can also be adjusted without tools, enables the creation of an optimum swath for the machines following on behind. The swath width can be selected in four different positions, thereby providing maximum convenience without a great expenditure of time and effort. Because of the patented technology, the lowest transport height is always ensured regardless of the preselected swath width.

ACCESSORIES

- ▶ Quantity divider for synchronised lifting of rear rotors



ADJUSTMENT WITHOUT EXITING THE CAB

The working width can be adjusted comfortably from the tractor by means of the hydraulic system.

PERFECT GROUND SENSING, EVEN ON SLOPING TERRAIN

The wide-track chassis ensures that the position of the centre of gravity is low and guarantees additional stability in every driving situation, which also makes it possible to work on sloping terrain. In addition to the fully cardanic rotor suspension, the longitudinal and transverse inclination can be variably set on all rotors. The patented jet effect system (see p. 10) reliably prevents the tines from penetrating the ground when lifting and lowering. Even forage lying in depressions is recovered without loss; the sward is reliably protected on uneven ground.

COMPACT AND QUICK FROM FIELD TO FIELD

1 With its large-dimensioned transport chassis tyres, the JURAS 4000 is designed for a transport speed of up to 40 km/h (country-specific), which ensures quick journeys to the site of work. The sturdy central tubular frame with central chassis axle guarantees a compact transport position and high stability.

EASY TO OPERATE ON THE HEADLAND

2 The JURAS 4000 is equipped with an automatic, hydraulic and individually adjustable sequential control. This system controls the delayed raising and lowering of the rear pair of rotors and, as a result, enables you to deposit perfectly formed swaths at the headland. Thanks to the automatic height restriction for the headland position, it is no longer necessary to switch off the rotors. The rotors are also raised in parallel from the start, thereby creating a large ground clearance.



Central rake with transport chassis

The flagship with maximum operational convenience and ISOBUS.

- ▶ Working width 10,60–12,50 m
- ▶ Perfect ground adaptation
- ▶ Maintenance-free rotor arm mounting (TS5 rake head)
- ▶ Working width/swath width adjustment for operational convenience
- ▶ Swath guard folds automatically
- ▶ KENNFIXX® connector

JURAS 12545 PRO

- ▶ ISOBUS and load sensing
- ▶ Best ergonomics and highest possible level of suspension for the driver
- ▶ Full automation of work processes
- ▶ Precise figures for agricultural contractors for information sharing and monitoring purposes



JURAS 12545

FELLA is setting new standards with the development of a four-rotor rake with maintenance-free rotor arm mounting. The JURAS 12545 is perfectly equipped for retrieving high volumes of forage in extremely short time frames and satisfying the growing demands of farmers.

JURAS 12545 PRO with ISOBUS control



Advanced machine technology coupled with a state-of-the-art ISOBUS equipment control system – that is what distinguishes these high-performance rakes. The ISOBUS equipment control system provides the driver with a clear view of all important machine parameters on the tractor terminal at all times. All functions can be operated via the control terminal and can be programmed, if necessary, on the control lever or joystick. This means optimum ergonomics and maximum assistance for the driver.


CLEAR DISPLAY

Scales on every rotor show the raking height setting and simplify adjustment to the wide range of operating conditions.



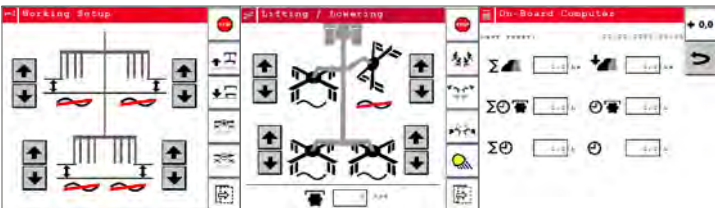
SUPERB AGILITY

Thanks to the pivoting drawbar head, the JURAS 12545 is surprisingly flexible in terms of its driving behaviour.



ISOBUS – EXTREMELY CONVENIENT TO OPERATE FOR LONG WORKING DAYS

- 1 Working width, swath width and individual raking height adjustment
 - 2 Single lift of all four rotors
 - 3 Hectare and hour counter
- Five-level headland lifting height



1

2

3


EXTREMELY CONVENIENT TO OPERATE ON THE HEADLAND

- ▶ The automatic, hydraulic and individually adjustable sequential control controls the delayed raising and lowering of the rear pair of rotors and, as a result, enables you to deposit perfectly formed swaths at the end of the field – and all this from the tractor seat of the PRO model thanks to ISOBUS.
- ▶ The machines are equipped with an automatic height restriction for the headland position. It is therefore no longer necessary to switch off the rotors. On the PRO model with ISOBUS control, control is performed in five steps from the tractor seat.
- ▶ The sophisticated design, together with the double rocker, enables the rotors to be raised in parallel from the start, thereby creating a large ground clearance.
- ▶ The swath guard folds up automatically; this means that it is even possible to travel over transverse swaths without forage loss.



COMPACT AND DEPENDABLE – ON THE ROAD OR ON THE HILLSIDE

The broad gauge chassis ensures a low centre of gravity and stability in any driving situation. Consequently, the height-adjustable axle guarantees a transport height under four metres, even with the tines attached. In order to be safe at all times when travelling, the machine is equipped with a high-performance compressed air brake system. The PRO model is also equipped with a hydraulic transport lock.



Central rake with transport chassis

State-of-the-art technology for remarkable performance and an impressive working speed.

NEW

- ▶ Working width 10.50–13.80 m
- ▶ Compact transport position of 3.99 m thanks to the hydraulic chassis axle
- ▶ Electronic sequential control using time or position signals from the tractor
- ▶ Maintenance-free rotor arm mounting (TSS rake head with improved cam track)
- ▶ Superb agility thanks to pivoting drawbar head
- ▶ KENNFIXX® connector
- ▶ ISOBUS SYSTEM FELLA PROCONNECT
- ▶ flexHIGH – speed-dependent raking height adjustment
- ▶ gapCONTROL – monitored rotor overlap function
- ▶ myMEMORY – rake management system
- ▶ Full automation and exact performance data



JURAS 14055 PRO

The new JURAS 14055 PRO with its innovative **proCONNECT** system and a whole host of clever features is designed to work faster while picking up forage just as neatly as its predecessor and operating with the same working width as its predecessor – this means more high-quality forage in less time. With a working width of up to 13.80 metres, swath widths of up to 2.60 metres, a rotor diameter of 3.60 metres and 13 tine arms per rotor, it really holds its own against the competition. The sophisticated machine technology coupled with a state-of-the-art ISOBUS equipment control system is more than a match for the tough challenges faced by farmers and contractors, allowing large volumes of forage to be handled efficiently.



REDUCED GROUND PRESSURE
The optimised spring relief on the lifting arms and the large tyres (550/45-22.5) minimise the impact on the ground, even at high speeds.



PICK-UP
The five double tines on the rear rotors improve forage pick-up and optimise swath gathering.

ACCESSORIES

- ▶ ISOBUS tractor retrofit kit, consisting of a terminal, holder, joystick and cable harness
- ▶ ISOBUS joystick, 24 savable functions
- ▶ Swath former
- ▶ 16 x 6.50-8 spare wheel with mount
- ▶ LED working lights



WORK INTO THE NIGHT
Five optional, powerful LED lights – two each for the front and rear rotors, one for the swath – throw light exactly where you need it.

CONVENIENT
With the hydraulic convenience raking height adjustment system, you only need to adjust one rotor. The other rotors will then be adjusted automatically.

- flexHigh – THE FASTER WAY TO PRODUCE HIGH-QUALITY FORAGE**
The flexHIGH speed-dependent raking height adjustment function makes adjustments in response to the increasing distance between the tines and the ground that occurs as a result of the increased resistance from the forage when travelling quickly.
- ▶ Counteracts loss of forage at high working speeds
 - ▶ No forage contamination or damage to the sward when stopping with the rotors in their working position.
 - ▶ Wear is minimised as the raking height can be adjusted to the optimal setting for any situation.
 - ▶ Work per unit of area is increased because the working speed is increased while the PTO shaft speed remains constant.




1 Driving off
All four rotors are lowered to the preset raking height



2 Increasing the travelling speed
Depending on the travelling speed, all four rotors are lowered to below the preset raking height



3 Parked
All four rotors raise the tines above the set raking height

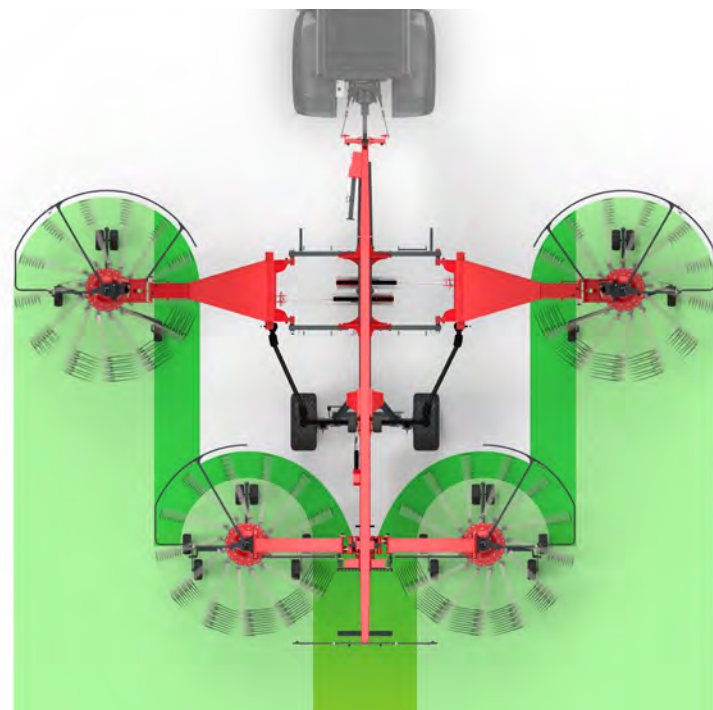




myMEMORY – BE READY TO WORK STRAIGHT AWAY

The myMEMORY memory function allows you to call up the values you saved most recently at the press of a button.

- The raking height, working width and swath width are automatically adjusted
- Short set-up/take-down times when moving from one field to another
- Less chance of making operating errors



ELECTRONIC SEQUENTIAL CONTROL

The new electronic sequential control system of the JURAS 14055 PRO uses the time or position signal from the tractor; it can be adjusted to your requirements and, as a result, enables you to deposit perfectly formed swaths at the end of the field – and all this from the comfort of the seat in the tractor cab thanks to the use of ISOBUS technology.



MINIMAL IMPACT ON THE GROUND – TIDY FORAGE

Fully cardanic rotor suspension

The rotors can follow the contours of the ground perfectly, independently of the frame, whether longitudinally or transversely inclined. This not only allows all of the crop to be retrieved, but reduces the amount of dirt picked up when doing so (see p. 11).

Jet effect

This system prevents the tines from coming into contact with the ground when lifting and lowering (see p. 10).

A contact-sensing chassis without compromise

The six-wheel rotor chassis with steerable twin front wheels ensure smooth running and perfect ground sensing (rear).

Large tyres

The 550/45-22.5 tyres reduce the ground pressure.

Lifting arms with spring relief

The substantial spring assemblies reliably control the relief of the rotors, even for large working widths.





gapCONTROL – ALL ROTORS COORDINATED

The ISOBUS-controlled rotor overlap function gapCONTROL allows the working width to be used efficiently.

- Displays the overlap area of the front and rear rotor
- Integrated warning function to warn the driver when the critical area is reached
- Working width optimised to increase output

COMPACT TRANSPORT HEIGHT OF LESS THAN FOUR METRES

Thanks to the hydraulic chassis axle, it is easy to lower the JURAS 14055 PRO from the comfort of your seat in the tractor cab. (Transport speed of up to 40 km/h – country-specific)



ISOBUS – EXTREMELY CONVENIENT TO OPERATE FOR LONG WORKING DAYS

- 1 flexHIGH settings – speed-dependent raking height adjustment
- 2 Individual raking height adjustment with automatic adjustment of all rotors to match the setting of one of the front rotors (three saved settings for up to three different raking heights)
- 3 Single lift of all four rotors
- 4 gapCONTROL settings – rotor overlap function

Working width/swath width adjustment, hectare and hour counter, adjustable headland lifting height (five levels)
All functions on the control joystick can be programmed

Technical data for single-rotor rakes

JURAS	351 DS	301 DN	351 DN	391 DN	400 DN	426 DN	456 DN	456 T
Dimensions and weight								
Working width approx. in m	3.60	3.40	3.60	3.80	3.85	4.20	4.50	4.50
Approx. rotor diameter in m	2.70	2.50	2.70	2.90	3.00	3.20	3.40	3.40
Approx. transport width without tine arms in m	1.70	1.42	1.55	1.55	1.68	1.83	1.99	2.10
Transport length approx. in m	2.13	2.00	2.21	2.31	2.34	2.58	2.68	4.10
Weight approx. in kg	370	360	420	440	520	580	620	600
Power demand								
Power demand approx. in kW/hp	25/34	17/23	20/27	20/27	20/27	30/41	30/41	30/41
Attachment								
Three-point headstock, rigid	CAT I + II	-	-	-	-	-	-	-
Three-point headstock, free dropping	-	CAT I + II	CAT I + II	CAT I + II	CAT I + II	CAT I + II	CAT I + II	-
Tractor linkage drawbar	-	-	-	-	-	-	-	■
Rotor, arms, tines								
Swath positioning	Right	Right	Right	Right	Right	Right	Right	Right
Number of rotors	1	1	1	1	1	1	1	1
Number of tine arms per rotor	10	8	10	10	10	12	12	12
Number of tines per arm	3	3	3	4	4	4	4	4
Hydraulic control units								
Required hydraulic connections	-	-	-	-	-	-	-	1 x SAV*
Tyres, axles, lighting equipment								
Tyres	15/6.00-6	15/6.00-6	16/6.50-8	16/6.50-8	16/6.50-8	16/6.50-8	16/6.50-8	16/6.50-8
Tandem axle	-	□	□	□	□	□	■	■
Lighting equipment	□	□	□	□	□	□	□	□
Technical equipment								
Infinitely adjustable swath guard	■	■	■	■	■	■	■	■
Adjustable transverse inclination	■	■	■	■	■	■	■	■

■ Series □ Equipment variant - not available
* floating position required

EQUIPMENT VARIANTS:

- ▶ **DN:** Three-point headstock with trailing device
- ▶ **DS:** Three-point headstock, rigid
- ▶ **T** Tractor linkage drawbar/hitch

Illustrations show some of the special equipment. The right to technical revision is reserved.
Some machines available in selected countries only. The images provided do not necessarily correspond to the most recent version of standard equipment.



Technical data for two-rotor rakes

JURAS	1502	1402	1452	1603	7850	7850 PRO	671	801	880	8055 PRO	10065	10065 PRO
Dimensions and weight												
Working width approx. in m	6.30/7.00	5.75/6.65	5.80/6.70	6.60/7.70	7.80/8.40	7.80/8.40	5.80–6.60	6.80–7.60	7.20–8.00	7.20–8.00	8.80–10.00	8.80–10.00
Approx. rotor diameter in m	2.96	2.74/2.78	2.78	3.20	3.60	3.60	2.74	3.20	3.40	3.40	4.20	4.20
Transport width approx. in m	2.30	2.70	2.70	2.98	2.80	2.96	2.75	2.98	2.98	2.98	2.87	2.87
Swath width approx. in m	0.60–1.90	0.60–1.90	0.60–1.90	0.60–1.90	0.60–1.90	0.60–1.90	1.20–1.80	1.20–2.00	1.20–2.00	1.20–2.00	1.30–2.20	1.30–2.20
Number of possible swaths	2	2	2	2	2	2	1	1	1	1	1	1
Transport length approx. in m	8.45	6.65	6.65	7.45	8.50	8.54	4.65	5.35	5.35	5.35	6.50	6.50
Transport height approx. in m	2.80	3.00/3.60	3.00/3.60	3.65	3.60	3.60	3.18/3.70	3.55	3.65	3.78	3.85	3.85
Weight approx. in kg	1380	1550	1580	2100	2400	2450	1350	1875	1900	2050	2900	2950
Power demand												
Power demand approx. in kW/hp	33/45	19/26	19/26	30/41	44/60	44/60	19/26	30/41	35/48	35/48	51/70	51/70
Hitching												
Two-point lower links	–	CAT I + II	CAT I + II	CAT I + II	CAT II	CAT II	CAT I + II	CAT I + II	CAT I + II	CAT I + II	CAT II	CAT II
Tractor linkage drawbar	■	–	–	–	–	–	–	–	–	–	–	–
Rotor, arms, tines												
Swath positioning	Right	Right	Right	Right	Right	Right	Centre	Centre	Centre	Centre	Centre	Centre
Number of rotors	2	2	2	2	2	2	2	2	2	2	2	2
Number of tine arms per rotor	12/12	10/12	12/12	12/12	13/13	13/13	10/10	12/12	12/12	12/12	15/15	15/15
Number of double tines per arm	4	4	4	4/5	4/5	4/5	4	4	4	4	5	5
Hydraulic control units												
Required hydraulic connections	1x SAV, 1x DAV	1x SAV	1x SAV	1x SAV	1x DAV*	1x DAV*	1x SAV	1x SAV	1x SAV	1x SAV	1x SAV, 1 x DAV	1x SAV, 1 x DAV
Tyres, axles, lighting equipment												
Tyres (rotors)	18/8.50-8	16/6.50-8	16/6.50-8	16/6.50-8	6 x 16/6.50-8	6 x 16/6.50-8	16/6.50-8	16/6.50-8	16/6.50-8	18/8.50-8	18/8.50-8	18/8.50-8
Tandem axle	■	□	□	□	■	■	□	□	□	■	■	■
Standard tyres (main chassis)	–	260/70-15.3 (10.0/75-15.3)	260/70-15.3 (10.0/75-15.3)	260/70-15.3 (10.0/75-15.3)	300/80-15.3 (11.5/80-15.3)	380/55-17	260/70-15.3 (10.0/75-15.3)	260/70-15.3 (10.0/75-15.3)	260/70-15.3 (10.0/75-15.3)	300/80-15.3 (11.5/80-15.3)	300/80-15.3 (11.5/80-15.3)	380/55-17
Electric lighting	■	■	■	■	■	■	■	■	■	■	■	■
Technical equipment												
steerGUARD	–	■	■	■	■	■	■	■	■	■	■	■
Cardanic rotor suspension	■	■	■	■	■	■	■	■	■	■	■	■
Jet effect	–	■	■	■	■	■	■	■	■	■	■	■
Working width adjustment	Hydraulic	–	–	–	–	–	Manual	Manual hydr. □	Manual hydr. □	Manual hydr. □	Hydraulic	Hydraulic
Rotor height adjustment	Mechanical	Mechanical	Mechanical	Mechanical	Mechanical	Hydraulic	Mechanical	Mechanical	Mechanical	Mechanical	Mechanical	Hydraulic
KENNFIXX®	■	–	–	–	■	■	–	–	–	–	■	■

■ Series □ Equipment variant – not available
* with floating position






Illustrations show some of the special equipment. The right to technical revision is reserved.
Some machines available in selected countries only. The images provided do not necessarily correspond to the most recent version of standard equipment.

Technical data for four-rotor rakes

JURAS	4000	12545	12545 PRO	14055 PRO
Dimensions and weight				
Working width approx. in m	10.00–12.50	10.60–12.50	10.60–12.50	10,50 – 13,80
Approx. rotor diameter in m	3.20	3.20	3.20	3,60
Transport width approx. in m	2.98	3.00	3.00	2,99
Swath width approx. in m	1.20–2.20	1.20–2.20	1.20–2.20	1,30–2,60
Number of possible swaths	1	1	1	1
Transport length approx. in m	8.49	8.82	8.82	10,00
Transport height approx. in m	3.65	3.99	3.99	3,99
Weight approx. in kg	4.300	4.600	4.750	6.000
Power demand				
Power demand approx. in kW/hp	59/80	59/80	59/80	96/130
Hitching				
Two-point lower links	CAT II	CAT II	CAT II	CAT II + III
Tractor linkage drawbar	–	–	–	–
Rotor, arms, tines				
Swath positioning	Centre	Centre	Centre	Centre
Number of rotors	4	4	4	4
Number of tine arms per rotor	4 x 12	4 x 12	4 x 12	4 x 13
Number of double tines per arm	4	4	4	4/5
Hydraulic control units				
Required hydraulic connections	2 x DAV**	1 x SAV, 2 x DAV**	1 x Load Sensing	1 x Load Sensing
Tyres, axles, lighting equipment				
Tyres (rotors)	16/6.50-8	16/6.50-8	16/6.50-8	4x16/6.50-8 front 6x16/6.50-8 back
Tandem axle	□	□	■	■
Standard tyres (main chassis)	500/50-17	500/50-17	500/50-17	550/45-22.5
Electric lighting	■	■	■	■
Technical equipment				
steerGUARD	–	–	–	–
Cardanic rotor suspension	■	■	■	■
Jet effect	■	■	■	■
Working width adjustment	Hydraulic	Hydraulic	Hydraulic	Hydraulic
Rotor height adjustment	Mechanical	Mechanical	Hydraulic	Hydraulic
KENNFIXX®	■	■	■	■

■ Series □ Equipment variant – not available
* with floating position ** of which 1 x DAV with floating position

Illustrations show some of the special equipment. The right to technical revision is reserved.
Some machines available in selected countries only. The images provided do not necessarily correspond to the most recent version of standard equipment.

-  Fully cardanic rotor suspension
-  steerGUARD (Patented steering system)
-  Jet effect
-  CamControl (Hydraulic cam track adjustment)
-  Swath positioning on the right with a clear view at all times





AGCO International GmbH
Victor von Bruns - Strasse 17
CH-8212 Neuhausen am Rheinfall

Your FELLA quality partner