

**HYUNDAI**  
CONSTRUCTION EQUIPMENT

# CRAWLER EXCAVATORS



Pictured here is the HX480AL

HX130A LCR, HX140AL, HX145A LCR, HX160AL,  
HX180AL, HX210AL, HX220AL, HX235A LCR, HX260AL,  
HX300AL, HX350AL, HX380AL, HX480AL, HX520AL



Celebrating 30 years in North America



**Founded with Strength**

Three decades ago, the spirit of Hyundai entered North America with the founding of Hyundai Construction Equipment Americas, Inc. The brand entered this market powered by a global giant, Hyundai Heavy Industries Group.

**Propelled with Spirit**

Today, Hyundai Construction Equipment Americas still embodies the Hyundai spirit, bringing Founder Chung Ju-yung’s vision of extraordinary quality, innovation and performance to contractors and other equipment users across the United States and Canada.

**Built to Perform**

We know that an enterprising and pioneering spirit is the key to business growth. We share our customers’ work ethic, we build machines that perform day in and day out to meet their toughest expectations and quality standards.

**Backed by HD Hyundai**

An international powerhouse across many heavy industries.



Refinery



Shipbuilding




Construction Equipment



Offshore Engineering



Engine and Machinery



Electro Electric Systems



Industrial Plant Engineering



Green Energy

# ANYTHING IS POSSIBLE!

---

## **Productivity**

- Short cycle times
- Mono or two-piece boom
- Leading controllability with Electronic Pump Flow Control (EPFC)
- Customisable hydraulic attachment lines
- Attachment flow control (20 tools programmable)
- Fine swing control (option)
- Boom floating system (option)

## **Durability/Safety**

- Excellent visibility
- AAVM camera system (option)
- LED lights (option)
- Reinforced upper and lower structure
- High-grade hoses
- Reinforced pins, bushings and polymer shims
- Swing lock (option)

## **Comfort**

- Spacious cabin
- 8" touchscreen monitor
- Automatic climate control
- Smart key and start/stop button
- Air suspension seat with heater (option)
- Viscous cabin suspension mounts
- Ergonomic joystick design

## **Serviceability**

- Excellent accessibility
- Electric Fuel Filter Pump with Automatic Stop Function
- Centralised greasing (option)
- Hi Mate telematic system
- Extended service intervals



# MEDIUM TO LARGE CRAWLER EXCAVATORS



**HX140AL**

**Engine Power**  
131 HP (98 kW) at 2,200 rpm

**Operating Weight**      **Bucket Capacity**  
15,230 kg (33,580 lb)      36" (0.80 yd<sup>3</sup>) 0.61 m<sup>3</sup>



**HX210AL**

**Engine Power**  
170 HP (127 kW) at 2,200 rpm

**Operating Weight**      **Bucket Capacity**  
22,890 kg (50,460 lbs)      42" (1.31 yd<sup>3</sup>) 1.0 m<sup>3</sup>



**HX160AL**

**Engine Power**  
152 hp (113 kW) at 2,200 rpm

**Operating Weight**      **Bucket Capacity**  
17,695 kg (39,010 lb)      36" (0.95 yd<sup>3</sup>) 0.72 m<sup>3</sup>



**HX220AL**

**Engine Power**  
170 HP (127 kW) at 2,200 rpm

**Operating Weight**      **Bucket Capacity**  
24,728 kg (54,516 lbs)      42" (1.31 yd<sup>3</sup>) 1.0 m<sup>3</sup>



**HX180AL**

**Engine Power**  
152 hp (113 kW) at 2,200 rpm

**Operating Weight**      **Bucket Capacity**  
19,505 kg (43,000 lb)      36" (0.95 yd<sup>3</sup>) 0.72 m<sup>3</sup>



**HX260AL**

**Engine Power**  
227 HP (169 kW) at 2,000 rpm

**Operating Weight**      **Bucket Capacity**  
27,910 kg (61,530 lbs)      42" (1.53 yd<sup>3</sup>) 1.17 m<sup>3</sup>



### HX300AL

**Engine Power**

255 HP (190 kW) at 2,200 rpm

**Operating Weight**  
32,750 kg (72,200 lbs)

**Bucket Capacity**  
48" (1.82 yd<sup>3</sup>) 1.4 m<sup>3</sup>



### HX480AL

**Engine Power**

395 HP (295 kW) at 2,100 rpm

**Operating Weight**  
52,660 kg (116,095 lbs)

**Bucket Capacity**  
60" (3.41 yd<sup>3</sup>) 2.6 m<sup>3</sup>

\* Excavators pictured in this brochure may include optional equipment.



### HX350AL

**Engine Power**

304 HP (227 kW) at 2,200 rpm

**Operating Weight**  
37,800 kg (83,330 lbs)

**Bucket Capacity**  
56" (2.34 yd<sup>3</sup>) 1.79 m<sup>3</sup>



### HX520AL

**Engine Power**

395 HP (295 kW) at 2,100 rpm

**Operating Weight**  
54,750 kg (120,704 lbs)

**Bucket Capacity**  
60" (3.41 yd<sup>3</sup>) 2.6 m<sup>3</sup>



### HX380AL

**Engine Power**

359 HP (268kW) at 2,100 rpm

**Operating Weight**  
39,940 (88,053)

**Bucket Capacity**  
56" (2.34 yd<sup>3</sup>) 1.79 m<sup>3</sup>

\* Operating Weights could vary with optional equipment.

# COMPACT-RADIUS EXCAVATORS: SPEED, PRECISION, AND POWER IN CONFINED SPACES

## Ergonomics and Safety Lead the Way

Hyundai HX-A series compact-radius excavators feature a compact tail swing design, ideal for working in confined spaces, yet with all the speed, precision, power and performance needed for heavy construction applications. Operators will appreciate the convenience, comfort and safety. Your bottom line will benefit from the reliability, ease of service, low cost of ownership and industry-leading warranties that Hyundai delivers in every machine we produce.

All three Hyundai HX-A Series compact-radius excavator models are powered by Cummins Stage 5/Tier 4 Final diesel engines that comply with the international Stage 5 emissions control standard. New features like visibility and handle improvement, automatic engine shutdown, auto safety lock, enhanced cabin visibility, eco gauge and lifting mode can help improve productivity on hard to handle jobs.



**HX130A LCR**

**Engine Power**

72 HP (54 kW) at 2,200 rpm

**Operating Weight**

13,445 kg (29,640 lb)

**Bucket Capacity**

30" (.65 yd<sup>3</sup>) 0.5 m<sup>3</sup>



**HX145A LCR**

**Engine Power**

131 hp (98 kW) at 2,200 rpm

**Operating Weight**

15,430 kg (34,020 lb)

**Bucket Capacity**

36" (.80 yd<sup>3</sup>) 0.61 m<sup>3</sup>



**HX235A LCR**

**Engine Power**

170 HP (127 kW) at 2,200 rpm

**Operating Weight**

24,557 kg (54,140 lb)

**Bucket Capacity**

42" (1.31 yd<sup>3</sup>) 1.0 m<sup>3</sup>



\* Operating Weights could vary with optional equipment.



Pictured here is the HX480AL

### Cycle Time Improvement

Through a combination of innovative hydraulic system enhancements, Hyundai HX series excavators achieve faster cycle speeds than previous models, which increases productivity.

### High-grade, High-pressure Hoses

The HX series uses high-grade, high-pressure hoses with increased heat- and pressure-resistance for improved durability.

### Boom Float Mode Option

This new option improves stability and control when leveling, allowing the boom to float along the ground as the arm is moved in and out.

### Swing-lock System Option

The optional swing-lock system maintains stability when the swing movement needs to be limited, improving operating speed and productivity.

### Fine Swing Control Option

The optional fine swing control provides additional precision through reduced swing shock under load at slow swing speeds.

Cab space for operator increased by

**13 %**

(Compared to 9 Series)



### New Air Conditioning System

The HX series features an enhanced-capacity air conditioning and heating system. The APTC auxiliary heat capacity is increased by 15 percent, providing a consistently comfortable operating environment. Additional venting improves airflow in all directions, including vents that can be directed to the operator's face which is especially helpful for staying comfortable on hot days.



# THE ULTIMATE SAFE ENVIRONMENT

The Hyundai approach to safety goes far beyond just meeting regulatory standards. We prioritize safety in every aspect of our machines and work with our customers to keep improving protection for operators, co-workers, passers-by, surrounding buildings and of course the machines themselves.



Secure field of vision in all directions through ten views including 3D bird's eye view and 2D/4CH view.

Pictured here is the HX220AL

## **AAVM camera system (Advanced Around View Monitoring)**

The HX A-Series has a state-of-the-art AAVM video camera system to give an unobscured 360 degree field of vision for operators.

## **IMOD (Intelligent Moving Object Detection)**

Informs when people or dangerous objects are detected within the range of operation.  
Recognition distance: 16.4 ft (5 m)



# BUILT FOR SAFER OPERATION

## Cabin viscous mount

A coil spring and damper inside the cabin viscous mounts improve durability and provide a comfortable operating environment that lessens fatigue.

## Emergency engine stop switch

A manual engine stop switch located below the seat can be used in emergencies. It can also be reached from outside the cabin.

## Side camera

In addition to the standard rear view camera, there is an optional right hand side camera for giving the operator improved visibility.

## Seat belt warning alarm

If the seat belt is not buckled when the ignition key is turned, an alarm is triggered in intervals along with a continuous visual alert. This emphasizes our priority for operator safety.

## Electronic swing brake

An electronic valve and control system has been added to improve safety and utilization. The opening and closing time of the swing brake valve is controlled according to the sensing and control system.



### Visibility and handle improvement

Visibility through the cabin door has been improved as has the handle design, to offer greater convenience when getting in and out of the cabin.

Pictured here is the HX130ALCR

## Activate Auto Safety Check

The Auto Safety Lock prevents unintended operation due to the excavator not being controlled solely by the RCV lever.



RCV lever is pressed



Unlock safety lever

Turn on indicator



Activate auto safety lock




Excavator is not controlled by RCV lever and prevents unintended operation

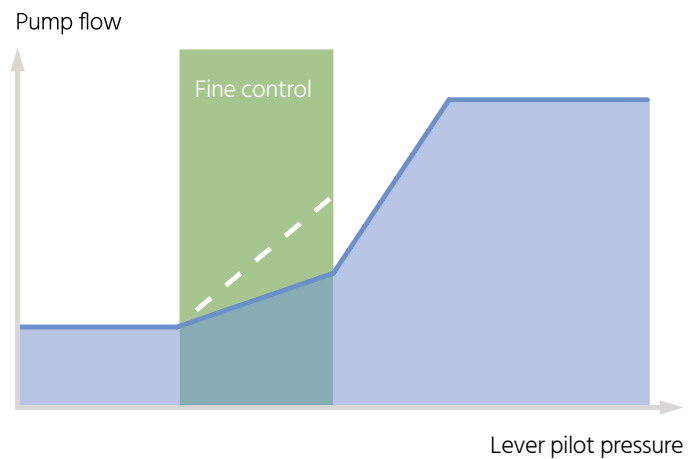
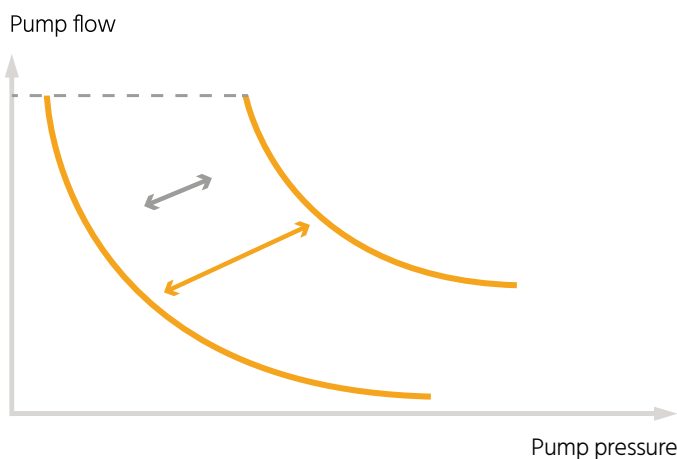
# POWERFUL AND FUEL-EFFICIENT TO BOOST PRODUCTIVITY

The HX220AL is powered by a robust Stage V certified Cummins engine with an innovative integrated after-treatment system that reduces both emissions and maintenance requirements. It delivers all the power you need to handle demanding jobs, along with fast levelling and truck loading times and excellent fuel economy.

A range of smart technologies are included for precise management of the engine output and pump flow rate. A new EPFC (Electronic Pump Flow Control) system improves controllability and reduces operating costs. Additional control and monitoring features help you to further improve productivity every single day.



EPFC (Electronic Pump Flow Control) improves the controllability of attachments, enabling faster, more precise work with optimised fine control. It also reduces fuel consumption by optimising pump output control for each operation.



# BACKED BY HYUNDAI



## Hi MATE

For maximum convenience and security, the HX-A series features Hyundai's exclusive Hi Mate remote fleet management system, which uses mobile data technology to provide the highest level of service and support. You can monitor your machines from any location via a dedicated website or mobile app, with access to working parameters like total engine hours, machine utilization, actual performed working hours, fuel consumption and machine location. The system makes it easy to evaluate machine productivity, plan servicing and maintenance tasks, as well as any required cost saving measures. It also offers geofencing to protect your machines against theft and unauthorized usage.

### ECD (Engine Connected Diagnostics)

Provides troubleshooting advice as well as tailored servicing and parts support from Cummins Quickserve. Service technicians are supported with remote diagnostics reports allowing them to prepare for site visits and bring the right tools.



 **HYUNDAI**  
**CONSTRUCTION EQUIPMENT**

www.hceamericas.com  
6100 Atlantic Blvd., Norcross, GA 30071  
TEL (678) 823 7777 FAX (678) 823 7778

PLEASE CONTACT