

REVISIONS			
REV.	DESCRIPTION	DATE	APPROVED
A	UPDATED B SIZES	1/2/19	PLF
B	UPDATED SPECS	4/20/20	PLF

HYDRAULIC SPECIFICATIONS-IN CAB CONTROL-TRUCK WET KIT PROVIDED BY CUSTOMER

25 GPM MAX @ 1,500 TRUCK ENGINE RPM
 3000 PSI PEAK PRESSURE W/RELIEF VALVE INSTALLED & SET AT 3000 PSI
 35-40 GALLON RESERVOIR FILLED W/30 GALLONS OF HYDRAULIC OIL
 3/4" HOSES REQUIRED WITH -12 FEMALE JIC SWIVEL ENDS FOR FRONT & REAR HYDRAULIC
 HOOK UP TO PRIORITY FLOW CONTROL (PROVIDED BY MEYER)
 SELECTOR VALVE REQUIRED FOR RT/RTX200 MODELS (NOT PROVIDED)

AN OIL COOLER IS REQUIRED TO BE INSTALLED WITH THE WET KIT OR SYSTEM DAMAGE WILL OCCUR.

COOLER SPECIFICATIONS: HEAT DISSIPATION 75K-100K BTU/HR, COOLING FAN CONTINUOUS ON, 60-70 PSI BYPASS.

TAIL LIGHT CONVERTER

DEPENDING ON MAKE AND MODEL OF TRUCK IT MAY BE NECESSARY TO INSTALL A LIGHT CONVERTER, MEYER #56-0028. CONVERTER ALLOWS SIGNAL LIGHTS AND BRAKE LIGHTS TO OPERATE ACCORDING TO DOT LIGHTING REGULATIONS.

LIGHTING SPECIFICATIONS

HIGHWAY LIGHT PACKAGE RECOMMENDED FOR ON ROAD TRANSPORT
 CUSTOMER TO SUPPLY A 7-PIN MALE & FEMALE PLUG OFF OF THE REAR OF THE CAB FOR LIGHT HOOK UP TO IMPLEMENT, LOCATED CENTRALLY BEHIND THE CAB. ORDER PART #56-0005-2 & 56-0014-1 FROM MEYER MANUFACTURING CORPORATION.

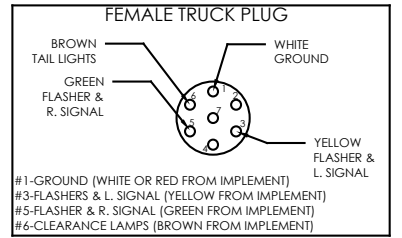
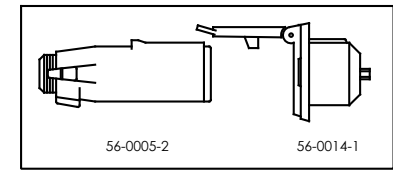
Select truck with axle, frame and horsepower configurations that match box capacities. Always follow Federal, State and local laws for lighting, weight and operation. Be sure box is located on the truck to provide safe weight distribution on the truck.

SIZE	A	B	C	D	E
RT216/RT616	50"	158"	231.5"	24"	255.5"
RT218/RT618	50"	170"	255.5"	24"	279.5"
RT/RTX220 RT/RTX620	50"	187"	279.5"	24"	303.5"
RT/RTX222 RT/RTX622	50"	194"	303.5"	24"	327.5"
RTX224 RTX624	50"	206"	327.5"	24"	351.5"
RTX226 RTX626	50"	218"	351.5"	24"	375.5"

*RESERVOIR FILL CAPS SHOULD BE LOCATED 8" BEHIND DIMENSION A

SCALE EQUIPPED TRUCKS

Truck/Box combinations equipped with optional scale packages require additional truck frame strength due to concentrations of load. All scale equipped units require a double framed truck. Noncompliant frame specifications will void Meyer warranty for related damage.



- #1-GROUND (WHITE OR RED FROM IMPLEMENT)
- #3-FLASHERS & L. SIGNAL (YELLOW FROM IMPLEMENT)
- #5-FLASHER & R. SIGNAL (GREEN FROM IMPLEMENT)
- #6-CLEARANCE LAMPS (BROWN FROM IMPLEMENT)

NAME		DATE		MEYER MFG CORP.		
DRAWN BY		08/20/20				
CHECKED				MATERIAL:		
UNLESS OTHERWISE SPECIFIED: DIMENSIONS ARE IN INCHES TOLERANCES: FRACTIONAL ± 1/32" ANGULAR: BEND ± 0.5° TWO PLACE DECIMAL ± 0.02" THREE PLACE DECIMAL ± 0.005"				TITLE:		
				RT RTX IN CAB CONTROL TRUCK MOUNT SPECIFICATIONS		
PROPRIETARY AND CONFIDENTIAL THE INFORMATION CONTAINED IN THIS DRAWING IS THE SOLE PROPERTY OF MEYER MFG CORP. ANY REPRODUCTION IN PART OR AS A WHOLE WITHOUT THE WRITTEN PERMISSION OF MEYER MFG CORP. IS PROHIBITED.				SIZE	DWG. NO.	REV.
				A	RT RTX IN CAB CONTROL TRUCK MOUNT SPECIFICATIONS	B
SCALE: 1:1		WT: XX.XX		SHEET 1 OF 1		

HYDRAULIC SPECIFICATIONS-BASIC HYDRAULIC CONTROL-TRUCK WET KIT PROVIDED BY CUSTOMER

25 GPM MAX @ 1,500 TRUCK ENGINE RPM, (FLOW GREATER THAN 25 GPM WILL REQUIRE A PRIORITY FLOW CONTROL VALVE INSTALLED)

3000 PSI PEAK PRESSURE W/RELIEF VALVE INSTALLED & SET AT 3000 PSI

35-40 GALLON RESERVOIR FILLED W/30 GALLONS OF HYDRAULIC OIL

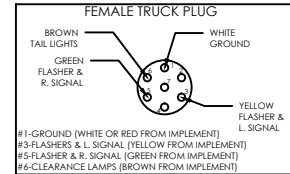
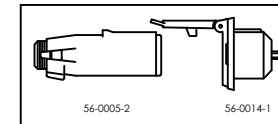
3/4" HOSES REQUIRED WITH 3/4" NPT MALE SWIVEL ENDS FOR FRONT & REAR HYDRAULIC HOOK UP

Select truck with axle, frame and horsepower configurations that match box capacities. Always follow Federal, State and local laws for lighting, weight and operation. Be sure box is located on the truck to provide safe weight distribution on the truck.

REVISIONS			
REV.	DESCRIPTION	DATE	APPROVED
A	UPDATED B SIZE	1/2/19	PLF

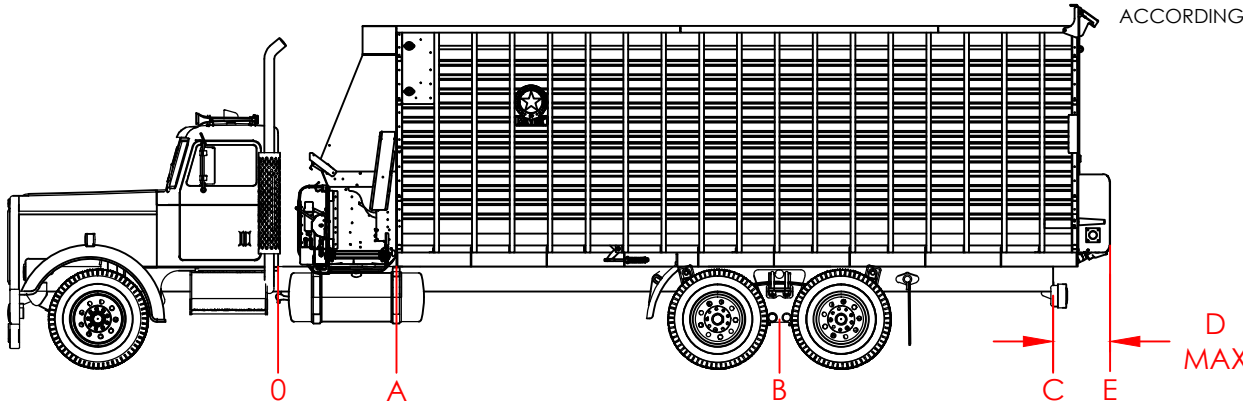
LIGHTING SPECIFICATIONS

HIGHWAY LIGHT PACKAGE RECOMMENDED FOR ON ROAD TRANSPORT
 CUSTOMER TO SUPPLY A 7-PIN MALE & FEMALE PLUG OFF OF THE REAR OF THE CAB FOR LIGHT HOOK UP TO IMPLEMENT, LOCATED CENTRALLY BEHIND THE CAB. ORDER PART #56-0005-2 & 56-0014-1 FROM MEYER MANUFACTURING CORPORATION.



TAIL LIGHT CONVERTER

DEPENDING ON MAKE AND MODEL OF TRUCK IT MAY BE NECESSARY TO INSTALL A LIGHT CONVERTER, MEYER #56-0028. CONVERTER ALLOWS SIGNAL LIGHTS AND BRAKE LIGHTS TO OPERATE ACCORDING TO DOT LIGHTING REGULATIONS.



BASIC HYDRAULIC CONTROL

SIZE	A	B	C	D	E
RT216/RT516/RT616	50"	158"	231.5"	24"	255.5"
RT218/RT518/RT618	50"	170"	255.5"	24"	279.5"
RT/RTX220 RT/RTX620	50"	182"	279.5"	24"	303.5"
RT/RTX222 RT/RTX622	50"	194"	303.5"	24"	327.5"
RTX224 RTX624	50"	206"	327.5"	24"	351.5"
RTX226 RTX626	50"	218"	351.5"	24"	375.5"

SCALE EQUIPPED TRUCKS

Truck/Box combinations equipped with optional scale packages require additional truck frame strength due to concentrations of load. All scale equipped units require a double framed truck. Noncompliant frame specifications will void Meyer warranty for related damage.

NAME		DATE		MEYER MFG CORP.		
DRAWN BY	JAA	1/2/2019		MATERIAL:		
CHECKED				TITLE:		
UNLESS OTHERWISE SPECIFIED: DIMENSIONS ARE IN INCHES TOLERANCES: FRACTIONAL ± 1/32" ANGULAR: BEND ± 0.5° TWO PLACE DECIMAL ± 0.02" THREE PLACE DECIMAL ± 0.005"				RT RTX BASIC HYDRAULIC CONTROL TRUCK MOUNT SPECIFICATIONS		
PROPRIETARY AND CONFIDENTIAL THE INFORMATION CONTAINED IN THIS DRAWING IS THE SOLE PROPERTY OF MEYER MFG CORP. ANY REPRODUCTION IN PART OR AS A WHOLE WITHOUT THE WRITTEN PERMISSION OF MEYER MFG CORP. IS PROHIBITED.				SIZE	DWG. NO.	REV.
				A	RT RTX BASIC TRUCK MOUNT SPECIFICATIONS	A
SCALE: 1:1		WT: XX.XX		SHEET 1 OF 1		