

# PATRIOT® SERIES SPRAYERS

**CASE IH**  
AGRICULTURE





## SUPERIOR APPLICATION QUALITY TO MAKE THE MOST OF EVERY PLANT'S POTENTIAL.

You need a sprayer that's ready when you are to take advantage of the perfect agronomic window to get into the field. You want it to provide consistent, accurate application across every piece of ground, and to work smoothly and reliably all season, every season. That's what today's Patriot sprayers are designed to do, in an application package that fits your operation perfectly. That's technology, engineering and expertise combined to keep plants healthy and maximize yield potential. That's Case IH Agronomic Design.

**BE READY.**







**LEADING THE INDUSTRY**

**4-5**

**MACHINE CONFIGURATION**

**6-7**

**QUALITY OF APPLICATION**

**8-9**

**AIM COMMAND® SPRAY SYSTEM**

**10-11**

**OPERATOR ENVIRONMENT**

**12-13**

**POWER & PRODUCTIVITY**

**14-15**

**PATRIOT FAMILY**

**16-19**

**MAXIMUM UPTIME**

**20-21**

**SYSTEMS APPROACH**

**22**

**PRODUCT SPECIFICATIONS**

**23**



## WHEN IT COMES TO CHEMICAL DELIVERY, MAKE SURE YOUR EQUIPMENT DELIVERS.

Both growers and commercial applicators know that timeliness of application is critical. Most often, you're facing long days and short application windows. That's why you need a sprayer that can work as long and hard as you do. Patriot sprayers offer the most advanced factory-installed spray technology on the market. Our durable Case IH FPT engines are built to deliver proven power and fuel economy, while the spacious, full-featured cabs allow you to do your job in comfort.





## SPRAY ON TIME.

The cab-forward, rear-engine Patriot design does much more than create our distinctive Case IH sprayer look. It provides more equal weight distribution across the machine, getting you into wet fields earlier for more timely application with less rutting and soil compaction. At the same time, optional 360-degree HID lighting adds hours to your day, while optimum use of efficient horsepower means you can cover more acres faster.

## SPRAY BETTER.

Crop protectants can only be as effective as the quality of the application. AFS AccuGuide™ autoguidance helps reduce skips and overlaps, while the AutoBoom automatic boom height control maintains optimum spray height for better coverage. AIM Command spray systems are designed to maintain both a constant rate and constant pressure under a range of speeds and conditions, as well as use a single tip for multiple applications. AIM Command PRO™, the next generation of advanced spray technology, offers independent nozzle control and turn compensation.

## LONG HOURS WON'T FEEL AS LONG.

Patriot sprayers offer exceptional space to work in, allowing operators to stretch out their legs during those days when long hours of spraying are required. Vast amounts of cab glass and a well-thought-out cab design offer unrestricted visibility to the front and sides when traveling down the field or maneuvering around obstacles. Simply line up the gun sight on the front of the hood and you're ready to drive all day. Inside, the seat-mounted control console moves with the seat for near-effortless operation of sprayer controls. The AFS Pro 700 color display can be mounted on the control console or on a separate mounting bar for line-of-sight visibility of rate control and guidance functions, allowing you to focus on the field ahead.

## MAXIMIZE YOUR UPTIME.

Just how tough are these machines? Here's a hint: The very first Patriot we ever built is still up and running. Maybe it's the welded one-piece tubular frame design. It could be the simple but durable trailing-link suspension. Taking care of these sprayers is simple; routine maintenance items are located on one side of the machine and easily accessed. That saves time, so maintenance is less likely to get skipped when things get busy. And like the frames, our booms are designed for maximum strength, unequaled durability and unmatched reliability.





## DISTINCTIVE APPEARANCE. UNMATCHED PERFORMANCE.

The cab-forward, rear-engine configuration gives Case IH Patriot sprayers their distinctive look and their performance edge. This design puts the static weight of the cab and engine over the front and rear axles. The dynamic weight of the product tank is in the center of the machine, so there is more even weight distribution when the tank is full and the booms are out.

### MAKE YOURSELF COMFORTABLE.

The ergonomic Case IH cab and smooth ride allow you to work longer hours with less fatigue. Plus, sitting a full sprayer length away from the engine, you'll enjoy an exceptionally quiet ride.

### EVEN WEIGHT DISTRIBUTION.

The cab-forward, rear-engine design allows the machine to provide an extremely light footprint, yet maintain powerful performance. Field conditions and Mother Nature don't always cooperate when it comes time to spray. The even weight distribution of the Patriot sprayers allows you to get into the field sooner and on to the next with less rutting and soil compaction.



### SUPERIOR SUSPENSION.

The aircraft-style trailing-link suspension provides a smooth ride for operator and machine alike. Even over challenging fields, this suspension system absorbs both vertical and lateral shock loads in ways no other suspension package can. The optional active suspension is perfect to make light work of hilly terrain.





### **HEAVY-DUTY BOOM CONSTRUCTION.**

The booms of Patriot sprayers are engineered for toughness and rigidity. Large, rectangular tube structure and a truss-style design with fewer but larger support members are the basis for their strength and durability. Independent right and left booms, plus full boom and boom tip breakaway features, are designed to respond to tough field stress loads.

### **HEAVY-DUTY FRAMES.**

Constructed of welded, one-piece rectangular steel tubing, the frames of Patriot sprayers are engineered for durability and long service life. The rigid, low-deflection frame not only protects the cab, product tank and power plant from field loads, but it also provides a stable attachment point for the sprayer's booms.



## HOW WIDE IS THE RANGE OF BOOM OPTIONS? PRETTY WIDE.

Case IH offers choices of boom widths and options to fit any application – each one built with the rugged and durable parallel-link design for years of solid service. Patriot sprayers' advanced boom and boom suspension design provide superior strength without excessive weight and a wide range of spray heights for various crops and conditions, while also maintaining boom position at all speeds. That means that even in high-speed turns, the boom tips won't "dig" in.



### ACCUBOOM

AccuBoom automatic boom section control automatically turns off boom sections when the sprayer enters an area that has already been sprayed and then turns the sections back on when leaving the applied area. AccuBoom can be utilized on Patriot sprayers equipped with the Case IH AFS Pro 700 color display or Viper 4 rate controller and a GPS system.

### AUTOBOOM

AutoBoom automatic boom height control detects changes in terrain and adjusts the booms accordingly. This not only decreases operator fatigue and wear and tear on the machine, but it also increases the accuracy and coverage of the applications. Configure your AutoBoom system with additional ultrasonic sensors or gauge wheels to maintain a level spray platform. This will provide the best possible application and maximize boom life.







### AUTOFOLD PLUS

The AutoFold Plus boom fold/unfold feature is part of the Case IH 120-foot (36.5 m) spray boom package. With the touch of a single switch the unfolding process begins. In about 30 seconds, the inner-, mid- and outer-boom sections are completely unfolded and the center section height is lowered to its most recent setting. This return-to-height feature eliminates guesswork about boom height when moving from field to field.



### PARALLEL-LINK DESIGN

Patriot booms offer greater durability and longer service life. The parallel-link design delivers the versatility retailers and growers need with a 65-inch range of motion (63 inches for Patriot 2240) for spraying pre-plant, post-tassel or anytime in between.

PATRIOT SPRAYER BOOM WIDTHS				
MODEL	60/80 FT. (18.3/24.4 M)	60/90 FT. (18.3/27.4 M)	60/100 FT. (18.3/30.5 M)	60/90/120 FT. (18.3/27.4/36.5 M)
2240	*	*		
3240		*	*	
3340		*	*	*
4430		*	*	*





## AIM COMMAND AND AIM COMMAND PRO: TAKING ACCURACY TO THE NEXT LEVEL.

Getting the most out of every tankful of product, every hour of the day, and every acre of ground is what Case IH Patriot sprayers are all about. And the optional AIM Command and AIM Command PRO advanced spray systems can maximize your Patriot sprayer's effectiveness by optimizing application rates and droplet sizes in every spraying condition, in every part of the field. AIM Command allows operators to increase their spraying speed, get better application quality and ensure consistent coverage, even in turns and irregular-shaped fields.







### INSTANTLY CONTROL FLOW RATE.

To manage flow rate, AIM Command automatically adjusts the pulse width via a solenoid at the nozzle body. This ensures a constant application rate at a specific, constant pressure even as sprayer speed and field conditions change.

### A HIGHER LEVEL OF SPRAY TECHNOLOGY.

Realize greater control with the most accurate application system you can get. AIM Command delivers constant product application rates and spray pressures even as your speed changes.

### INDEPENDENT PRESSURE CONTROL.

Constant spray pressure at the boom is maintained for the operator by the system's independent pressure control. The AIM Command system's computer uses the sprayer's product pump to control pressure independent of application rate and ground speed.



### AIM COMMAND EASE OF OPERATION.

Three conveniently placed switches put true application control right at your fingertips, letting you choose the AIM Command system or conventional spraying and control pressure settings.

### PROVEN PRODUCTIVITY.

The operator can drive according to field conditions without concern for pressure deviation, so average field speed can increase by one, three or even more miles per hour. With independent control of the speed, pressure and flow, AIM Command is able to increase the sprayer's production potential and reduce the cost per acre of running your Patriot sprayer. That's proven productivity.



### IMPROVED DRIFT CONTROL.

Changing weather and wind can make spray patterns difficult to control. AIM Command allows you to toggle between two preset spray pressures, providing "on-the-go" drift control.

### ELIMINATE OVER/UNDER APPLICATIONS.

Constant boom pressure and droplet size can be maintained throughout an 8-to-1 speed range, so AIM Command applications result in better coverage in every acre of the field. This eliminates under- or over-application of chemical rates – even at headlands and corners.

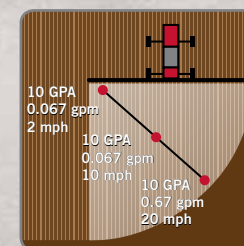
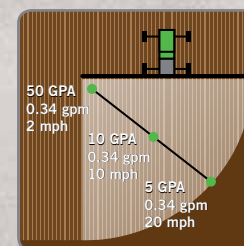
### WILGER COMBO-RATE® NOZZLE BODIES.

For more than 30 years, Wilger has been engineering high-quality sprayer components. Wilger Combo-Rate nozzle bodies are available on every Case IH Patriot sprayer.



### NEW AIM COMMAND PRO: THE LOGICAL NEXT STEP

Starting with all the benefits of AIM Command, new AIM Command PRO adds critical refinements that make your Patriot sprayer even more effective, with added precision and accuracy for unprecedented quality of application. AIM Command PRO offers individual nozzle control to minimize over-application.



AIM Command PRO offers turn compensation, adjusting for different speeds across the boom to provide consistent, accurate application rate during turns.



## COMFORT BOOSTS ACRES PER DAY.

When application windows are narrow and every hour in the field counts, operator comfort isn't a luxury – it's a necessity. That's why Patriot sprayers are designed to let operators work longer with less fatigue. Expansive front windshields offer a wide vista of tinted glass and put the operator in control. Ergonomically designed, line-of-sight instrumentation positions critical operating functions right up front, leaving the operator free to focus on the work at hand. The pressurized cabs keep the inside air clean and fresh, while the automatic temperature control (standard on the Patriot 4430; optional on the Patriot 3240 and 3340) and sunshades keep the operator cool and comfortable.



### CASE IH SCS 5000.

The optional Case IH SCS 5000 controller provides a quick visual check of critical spraying functions such as boom and pressure readings. A boom section switch position allows operators to focus their attention on the field.

### HAVE A SEAT.

The Patriot air-ride seat is adjustable for position, ride firmness and lumbar support to provide the best fit and ride. On the Patriot 4430 (shown above), an exclusive, 40-degree, right-hand swivel seat gives you a 180-degree full field of vision that keeps you from having to strain your neck all day. In addition, the Patriot 4430 instructional seat can be folded when not in use to provide a convenient workstation with cup holders.



### CASE IH VIPER 4.

The optional Case IH Viper 4 controller is an alternate touch-screen interface that displays boom status, application rate and pressure readings on a 12.1-inch screen. It can function as both a stand-alone rate controller or as an integral part of guidance or mapping systems.



### AFS PRO 700.

The optional AFS Pro 700 color display puts total control at your fingertips. From just one display, you can monitor and control both guidance functions and application rate as well as track ground speed, acres covered and other variables. Plus, it integrates seamlessly with AFS software to store, view and manage precision farming data, helping you adjust for in-field variability and improve yield potential. Order your sprayer AFS AccuGuide-ready, and then complete the installation with the AFS Pro 700 color display, the AFS 372 GPS receiver and the Navigation II controller. These three components can also be transferred from your AFS AccuGuide-equipped tractor or combine onto the sprayer to minimize the overall technology investment.



PATRIOT 3240 SPRAYER CAB SHOWN

- A** INSTRUCTIONAL SEAT
- B** AIR-RIDE SEAT
- C** TILT AND TELESCOPING STEERING COLUMN
- D** A-POST GAUGES AND READ-OUTS
- E** AFS PRO 700 COLOR DISPLAY
- F** WHEEL TRACK ADJUSTMENT (UNDER ARMREST COVER)
- G** RIGHT-HAND CONTROL CONSOLE
- H** HYDROSTATIC CONTROL LEVER



### TAKE ABSOLUTE CONTROL

Sprayer control switches (G) are ergonomically placed—attached directly to the operator's seat. The most commonly used controls are placed on the hydrostatic control lever (H) for one-handed operation.



## SCR-ONLY ENGINE TECHNOLOGY: RIGHT FROM THE START

Case IH engineers know you want all the power you'll ever need from a sprayer plus a long, economical service life. That's why Case IH FPT engines use Selective Catalytic Reduction (SCR) exhaust after-treatment to control emissions. Case IH has applied SCR exclusively, right from the start, because it works without throttling back performance to provide uncompromised power, along with extended maintenance intervals and enhanced fuel economy.



8.7 liter FPT engine

6.7 liter FPT engine



THE DRIVING FORCE BEHIND EVERY PATRIOT.

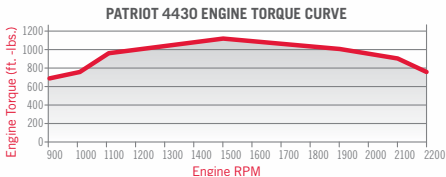
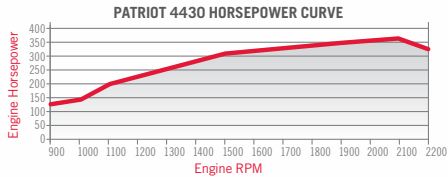
The key to optimum sprayer performance is to match engine size and horsepower rating to the machine and its drive train. Every Patriot sprayer engine is the perfect fit, including significant horsepower boosts for the Patriot 3240 and 3340 models. Case IH FPT diesel engines are the driving force behind every Patriot sprayer, providing optimum field efficiency and maximum horsepower to the ground.

HYDROSTATIC DRIVE SYSTEM.

Patriot sprayers feature a parallel, cross-flow design using hard-working, heavy-duty variable displacement pumps and drive motors. If a wheel slip or spin occurs, the traction assist feature provides sufficient oil to opposing wheels to power through that tough field condition.

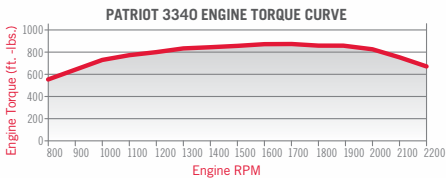
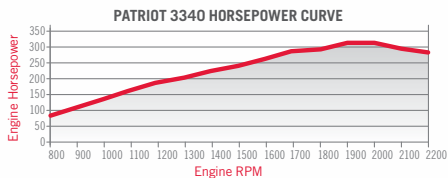
PATRIOT 4430 SPRAYER.

8.7-liter Case IH FPT engine | 325 base hp/356 peak hp | Peak torque: 1,084 ft.-lbs.



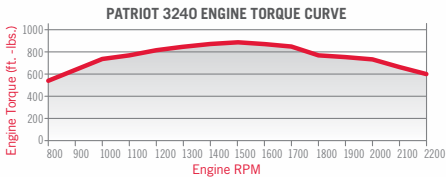
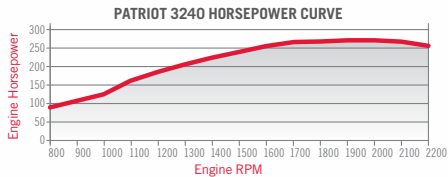
PATRIOT 3340 SPRAYER.

6.7-liter Case IH FPT engine | 285 base hp/309 peak hp | Peak torque: 867 ft.-lbs.



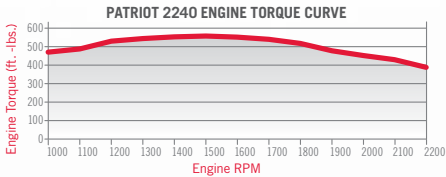
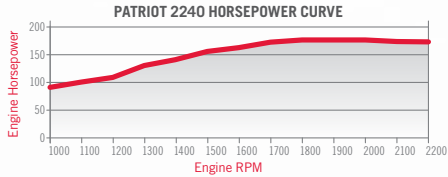
PATRIOT 3240 SPRAYER.

6.7-liter Case IH FPT engine | 250 base hp/270 peak hp | Peak torque: 855 ft.-lbs.



PATRIOT 2240 SPRAYER.

6.7-liter Case IH FPT engine | 165 base hp/173 peak hp | Peak torque: 548 ft.-lbs.





## A PATRIOT FAMILY PORTRAIT.

Case IH Patriot sprayers are popular with leading custom applicators, retailers and growers because they help operators consistently make timely and accurate applications. With a deep understanding of production agriculture and agronomic principles, the Case IH design delivers more agronomic advantages that help you get the most out of every tank, every acre, every day. All four Patriot models share key design features that set these sprayers apart, including cab-forward design, advanced boom construction, long field life, easy service and high resale value.

SPRAYER MODEL	ENGINE HP (kW)	TANK CAPACITY GAL. (L)
4430	325 hp (242 kW)	1,200 gallons (4 542 L)
3340	285 hp (213 kW)	1,000 gallons (3 785 L)
3240	250 hp (186 kW)	800 gallons (3 028 L)
2240	165 hp (123 kW)	660 gallons (2 498 L)







#### **PATRIOT LIGHTING OPTIONS.**

Finish the job after nightfall. Standard lighting includes halogen lighting in the front hood, cab and service center/booms (optional on the Patriot 3240 and Patriot 2240), along with LED amber turn signals and red tail lights. Optional lighting includes high intensity discharge (HID) lights in the front hood and also on the cab roof, or chassis frame for the Patriot 2240. Cab post-mounted rotating beacons are also available.



#### **PORTABLE PRECISION CONTROL.**

AFS Pro 700 color display has a big bright screen and is faster, lighter and transferable to other Case IH machines. It allows the operator to easily control application rates and guidance functions.



#### **TRAILING-LINK CHASSIS SUSPENSION.**

Handles a full range of field loads and travel speeds for a smooth, comfortable ride.



#### **WILGER COMBO-RATE® NOZZLE BODIES.**

Optional Wilger Combo-Rate II nozzle body adds flexibility.





**CASE IH PATRIOT 4430 SPRAYER.**

Award-winning. Industry-leading.

- 1,200-gallon Class IV sprayer
- Case IH FPT engine: 325 base hp/356 peak hp
- Michelin tire offering: 380/90R46, load index 173D
- Surveyor cab provides great comfort and view

**CASE IH PATRIOT 3340 SPRAYER.**

1,000 gallons of Patriot performance.

- 1,000-gallon Class III sprayer
- Case IH FPT engine: 285 base hp/309 peak hp
- Available 120-foot boom on a 1,000 gallon sprayer
- NEW, improved hood design delivers easy access







**CASE IH PATRIOT 3240 SPRAYER.**  
Mid-size sprayer. Big-time productivity.

- 800-gallon Class III sprayer
- Case IH FPT engine: 250 base hp/270 peak hp
- Easy access to routine service and maintenance items
- Tank options for custom configuration (poly tank optional for Patriot 3240 and standard on the Patriot 2240 sprayer)



**CASE IH PATRIOT 2240 SPRAYER.**  
Patriot quality for the owner-operator.

- 660-gallon Class II sprayer
- Case IH FPT engine: 165 base hp/173 peak hp
- Higher clearance than competitive models in its class
- Cool, quiet, comfortable Patriot 2240 cab, sized for frame







## MORE TIME TO SPRAY, EVERY DAY.

Time spent on maintenance is time away from the field. Patriot sprayers feature a one-stop service center that lets you perform all tendering functions from a single location. Connections are provided to make it easy to fill tanks from ground level. Large plumbing hoses, direct hose routings and minimal fittings and connections are standard, making tank fill time shorter. Case IH Patriot sprayers are designed to get maintenance out of the way quickly and efficiently... and get you back in the field ASAP.





#### IT'S ALL WITHIN REACH.

In-field service is a snap. An open architecture design allows easy access to components under the sprayer frame. And ladders, walkways and platforms make it easy to access service points higher up.



#### EASY-ACCESS EDUCTOR.

The easy-access stainless-steel eductor is designed for simple, efficient operation. The chemical eductor lowers to waist level, then stores conveniently out of the way.



#### EASY-OPEN HOODS.

Lightweight, easy-open hoods on the Patriot sprayer models give you unrestricted access to service items. This access point allows for quick checks or service and gets you back in the field sooner – enhancing the machine's productivity. To keep things moving, fuel tanks are sized to allow for a full day of spraying.



#### AN OPEN-AND-SHUT CASE.

The unique front fuel tank hood on the Patriot 2240 is designed to slide forward, providing quick, easy access for filling diesel and DEF.



## FROM SHOP TO SHOWROOM, FIELD TO FINANCE: OUR NETWORK WILL HELP YOU BE READY.

At Case IH we offer much more than just machinery. Our Application Equipment distributors and Certified Grower Spray Centers have the experience and expertise to help you select the equipment right for your operation. Case IH parts and service technicians are here to maximize your uptime. And CNH Capital will help you to examine and consider a variety of financing solutions to identify what works best for your needs and your operation. For us, it's not about sales—it's about solutions.

### DEALERS AND DISTRIBUTORS WHO KNOW THEIR BUSINESS, AND UNDERSTAND YOURS.

Case IH Application Equipment distributors and dealers understand that you need to optimize your return on investment. That means getting the right sprayer with the right boom and guidance options to fit the demands of your operation. These aren't folks who ask, "What can I sell you?" They're more likely to start with, "What do you need to do?"



### MAX SERVICE: MAXIMUM UPTIME, SEASON AFTER SEASON.

In agriculture you can always expect the unexpected. Case IH was the first to offer manufacturer-direct aftersales support—CASE IH Max Service. Our dealers and distributors provide OEM parts, components, full-service maintenance programs and outstanding warranties—at no additional cost—to keep you up and running, and completely satisfied.

Need a part? Call 1-877-4CASEIH and it is on its way. And, we offer OEM remanufactured parts for the most critical components on most popular Case IH machinery. Many reman parts come as drop-in assemblies, getting you back to work quickly – at a fraction of the cost.

**MAX SERVICE** <sup>SM</sup> 1-877-422-7344  
100% Availability. 100% Support.

### OVER 50 YEARS OF FINANCING SOLUTIONS.

CNH Capital's extensive experience in the agricultural industry has given us a deep understanding of your unique needs. Competitive equipment financing with flexible payments can be timed to your cash flow. Or, conserve capital and reduce upfront payments with operating and finance leases. For other needs, choose credit cards specific to the agricultural industry, or let us help you finance crop-input products or land rental. CNH Capital is here to deliver financing options tailored to fit your needs.

**CNH CAPITAL**



	PATRIOT 2240	PATRIOT 3240	PATRIOT 3340	PATRIOT 4430
SPECIFICATIONS				
Engine	Case IH FPT 6.7 L (409 cu. in.) inline 6-cylinder, 165 rated hp (121 kW), 173 peak hp (127 kW), 548 ft-lbs. (743 Nm) peak torque, turbocharged, after-cooled, electronically controlled diesel, Tier 4A.	Case IH FPT 6.7 L (409 cu. in.) inline 6-cylinder, 250 rated hp (187 kW), 270 peak hp (202 kW), 855 ft-lbs. (1 160 Nm) peak torque, turbocharged, after-cooled, electronically controlled diesel, Tier 4B.	Case IH FPT 6.7 L (409 cu. in.) inline 6-cylinder, 285 rated hp (212 kW), 309 peak hp (230 kW), 867 ft-lbs. (1 175 Nm) peak torque, turbocharged, after-cooled, electronically controlled diesel, Tier 4B.	Case IH FPT 8.7 L (531 cu. in.) inline 6-cylinder, 325 rated hp (243 kW), 356 peak hp (266 kW), 1,084 ft-lbs. (1 470 Nm) peak torque, turbocharged, after-cooled, electronically controlled diesel, Tier 4A.
Drive	Hydrostatic with full-time 4-wheel drive. Three speed ranges can be shifted on-the-go.	Hydrostatic with full-time 4-wheel drive. Infinitely variable speed control returns wheel motor swash plates to maximum angle each time the hydro lever is returned to neutral. Allows maximum torque for each start.		
Wheel Track Adjustment	90-120 in. (229-305 cm) manual adjustment; optional hydraulically adjusted from the cab with manual stops at 2 in. (5.1 cm) increments.	120-157 in. (305-399 cm) hydraulically adjusted from the cab with manual stops at 1 in. (2.54 cm) increments per wheel.		
Travel Speed	30 mph (48 kph)			
Dry Weight	18,600 lbs. (8437 kg)	23,480 lbs. (10650 kg)	25,060 lbs. (11 367 kg) (90/100 ft. Boom); 26,560 lbs. (12 047 kg) (120 ft. Boom)	27,020 lbs. (12 256 kg) (90/100 ft. Boom); 28,520 lbs. (12 936 kg) (120 ft. Boom)
Solution Tank Size	660 gal. (2500 L) poly	800 gal. (3028 L) stainless steel or poly construction	1,000 gal. (3 785 L) stainless steel	1,200 gal. (4 542 L) stainless steel
Nozzle Spacing	20 in. (50.8 cm) off-center or 20–30 in. (50.8–76.2 cm) with 30 in. (76.2 cm) on-center			
Overall Length	28 ft. 10 in. (8.8 m)			29 ft. 2 in. (8.9 m)
Overall Height	12 ft. 2 in. (3.7 m)	12 ft. (3.7 m)		
Overall Width	Wheels retracted 10 ft. 6 in. (3.2 m); Wheels extended 11 ft. 6.5 in. (3.5 m)	Wheels retracted 11 ft. 6 in. (3.5 m); Wheels extended 14 ft. 7 in. (4.5 m)		
Wheelbase	11 ft. 8 in. (3.6 m)	12 ft. 6 in. (3.8 m)		13 ft. 4 in. (4.1 m)
Tire Size	Available with 320/90R42, 380/80R38 and 420/85R38	Available with 320/90R46, 380/85R46, 380/90R46, 520/85R38 and 650/65R38	Available with 320/90R46, 380/90R46, 520/85R38 and 650/65R38	Available with 320/90R46, 380/90R46, 650/65R38 and 620/70R38
Ground Clearance	62 in. (158 cm) with R42 tires	52 in. (132 cm)		53 in. (135 cm)
Turning Radius	22 ft. 7 in. (6.9 m) from center line of rear axle	23 ft. 3 in. (7.1 m) from center line of rear axle		24 ft. 9 in. (7.5 m) from center line of rear axle
Boom Length	60/80 ft. (18.3/24.4 m) or 60/90 ft. (18.3/27.4 m) self-centering	60/90 ft. (18.3/27.4 m) or 60/100 ft. (18.3/30.5 m) self-centering	60/90 ft. (18.3/27.4 m), 60/100 ft. (18.3/30.5 m), or 60/90/120 ft. (18.3/27.4/36.5 m) self-centering	
Boom Adjustment Height	27–90 in. (68–228 cm)	19–84 in. (48–213 cm)		
Full Boom Breakaway	23 degrees	30 degrees		
Wingtip Breakaway	5 ft. 2.5 in. (1.6 m)	90 ft.–5 ft. 6 in. (1.7 m)/100 ft.–10 ft. 6 in. (3.2 m)	90 ft.–5 ft. 6 in. (1.7 m)/100 ft.–10 ft. 6 in. (3.2 m)/120 ft.–9 ft. (2.7 m)	90 ft.–5 ft. 6 in. (1.7 m)/100 ft.–10 ft. 6 in. (3.2 m)/120 ft.–9 ft. (2.7 m)
Suspension	4-wheel independent trailing-link with spring and shock standard; active suspension optional.			
Steering	Hydraulic power steering with master/slave re-phasing cylinders.			
Fuel Tank/DEF Tank	86 gal. (325 L)/14 gal. (53 L)	120 gal. (454 L)/21 Gal. (79 L)	120 gal. (454 L)/21 gal. (79 L)	140 gal. (530 L)/25 gal. (95 L)
Sprayer Control	Case IH SCS 5000, Case IH AFS Pro 700, Case IH Viper 4			
Product Pump	Centrifugal-hydraulic motor drive by product control system			
Foam Marker	5.0 gal. (19 L) self-contained foam marker system	55 gal. (208 L) high-volume foam marker system. Air supply take from turbocharger.	55 gal. (208 L) high-volume foam marker system. Air supply take from turbocharger standard; engine-driven air compressor optional.	
Rinse Tank	76 gal. (290 L)	112 gal. (424 L)		140 gal. (530 L)





SAFETY NEVER HURTS!™ Always read the Operator's Manual before operating any equipment. Inspect equipment before using it, and be sure it is operating properly. Follow the product safety signs, and use any safety features provided. CNH America LLC reserves the right to make improvements in design and changes in specifications at any time without notice and without incurring any obligation to install them on units previously sold. Specifications, descriptions and illustrative material herein are as accurate as known at time of publication, but are subject to change without notice. Availability of some models and equipment builds varies according to the country in which the equipment is used.

©2013 CNH America LLC. All rights reserved. Case IH is a registered trademark of CNH America LLC. Any trademarks referred to herein, in association with goods and/or services of companies other than CNH America LLC, are the property of those respective companies.  
Printed in U.S.A. [www.caseih.com](http://www.caseih.com)

CIH07171303