



3200-3300-3600-5000-5300

DISC MOWER CONDITIONERS

WHEN FARMING MEANS BUSINESS

Realising the full potential of farming is about growing and developing your business, not only your crop or livestock, but also your profit. Improve productivity and profitability by focusing on the positives and minimising disadvantageous aspects, through strong, dedicated management.

Success springs from determination and clear targets, from laying down the appropriate strategy and allocating correct investments for the future. Quality results require the right ideas and equipment. When there is work to be done, you need the optimal setup and smart solutions that support you towards an easier, more profitable way of working. You need solutions that make tough and demanding conditions less complicated.



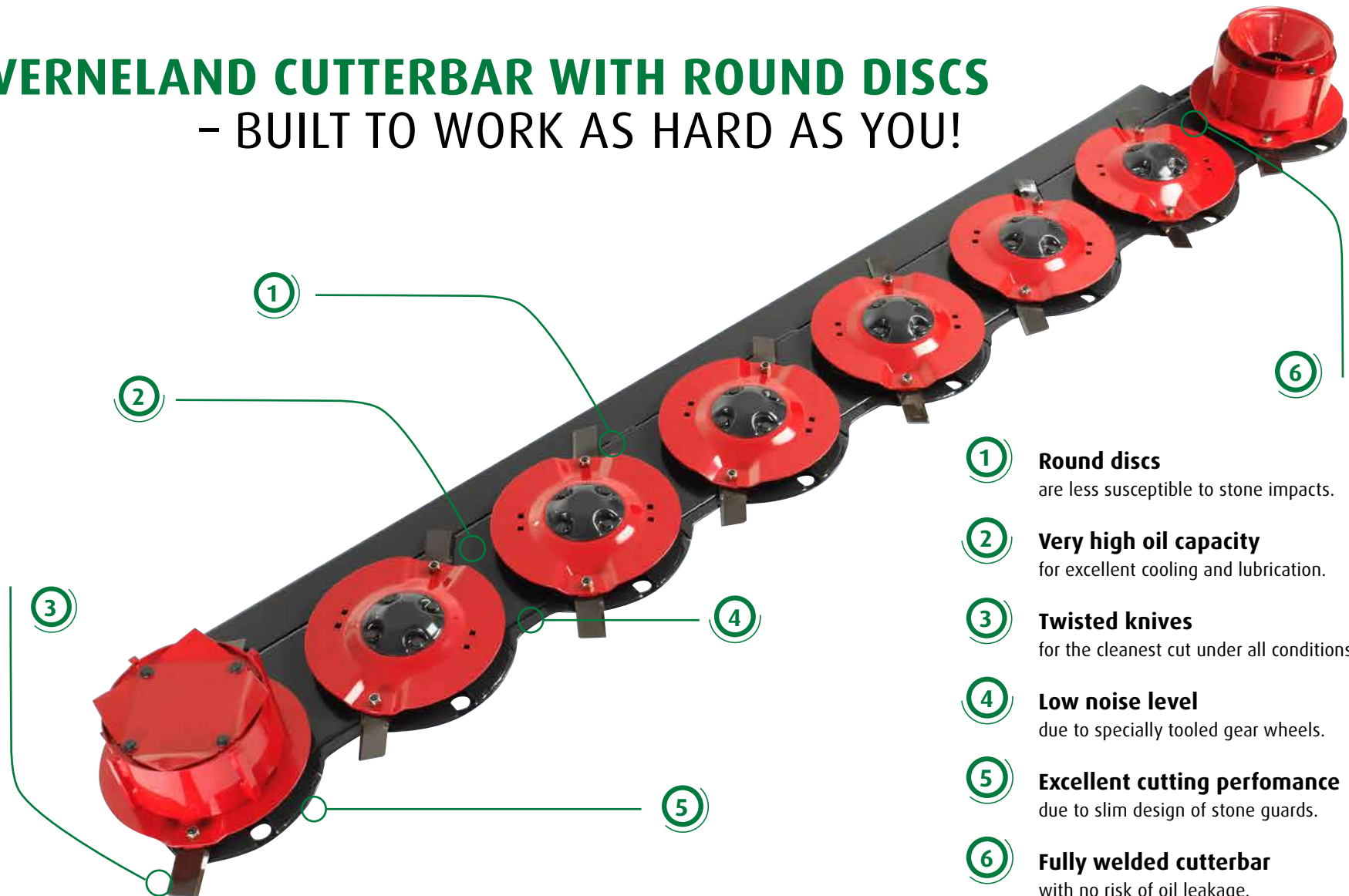


The iM Farming logo appears when the implement can be connected to our smart farming systems and accessories, essential for managing your business.



Accurately cut crops, mown at just the right time, is essential for quality forage.

KVERNELAND CUTTERBAR WITH ROUND DISCS – BUILT TO WORK AS HARD AS YOU!



- ① Round discs**
are less susceptible to stone impacts.
- ② Very high oil capacity**
for excellent cooling and lubrication.
- ③ Twisted knives**
for the cleanest cut under all conditions.
- ④ Low noise level**
due to specially tooled gear wheels.
- ⑤ Excellent cutting performance**
due to slim design of stone guards.
- ⑥ Fully welded cutterbar**
with no risk of oil leakage.

Designed for Outstanding Output

The Kverneland cutterbar has been designed for **hard work** and to lift your productivity. Several design features support this fact, including the well-established round discs for a clean and aggressive cut and an extremely strong **fully welded cutterbar** housing which eliminates oil leaks. Furthermore a high oil volume ensures excellent lubrication and cooling during operation. The gear wheels, with their **unique rounded** design, are tooled to perfection for silent, yet reliable power transmission.

Round Discs – Outstanding Cut and Perfect Protection

The round discs have always been a known Kverneland hallmark. The unique circular design means that a constant distance is kept between the outer edges of the discs. **Stones are expelled immediately** before risking blockage, which reduces shock loads on the transmission to an absolute minimum. This in turn improves durability and maintenance substantially.

Kverneland ProFit - For Quick Change of Knives

With the Kverneland ProFit quick knife change system, maintenance of the cutting ability is easy. The knives are changed by a simple operation using the special lever - delivered with the ProFit package. The lever is placed around the bolt, the spring is pushed down easily by turning the lever and the knife is ready to be replaced by a new one. Kverneland ProFit is designed for standard discs and can therefore be fitted on all existing cutterbars.

Safety In Mind

The knives are securely fixed via a spring, which is fitted with the disc on the hub. This minimises the possibility of grass being caught by the spring and also reduces friction between spring and cutterbar. When encountering an obstacle, the spring will be pushed upwards, reducing the risk of losing knives.



PROFIT


KVERNELAND ROUND DISCS – A WINNING PERFORMANCE



Smooth design of stone guards for improved cutting performance, particularly in laid and difficult crop.



Low noise level thanks to specially tooled gear wheels with round design and long teeth for efficient power transmission.



Fully welded cutterbar with overlapping C-profiles for a very strong and stiff construction.







Get more done with Kverneland Round Discs

The Kverneland cutterbar with round discs is designed for *rough and demanding conditions*. The round discs immediately expel stones before risk of damage, which reduces shock loads on the transmission to an absolute minimum.

Round disc - specifically designed for stony and rough field conditions.



Large overlap of the cutting knives for outstanding cutting performance.



Round discs will immediately reject foreign obstacles. Shock loads on the cutterbar are diminished.

KVERNELAND SEMISWING CONDITIONER



THE CONDITIONER WITH A LITTLE MORE BITE!

1. Aggressive Conditioning – Minimum Blockages

The Kverneland SemiSwing tine conditioner is an aggressive full width conditioning system. When the rotor starts rotating, the SemiSwing tines will instantly move into their working position and **stay in a fixed position**. The angle and position of the SemiSwing tines ensure the best possible crop transport. The crop is moved away from the conditioner rotor and towards the conditioner plate. This results in a **reduced number of blockages** and full utilisation of the conditioner plate.

2. Excellent Tine Protection – No Maintenance

When encountering an obstacle, the SemiSwing steel tines are able to pivot backwards and let obstacles pass through. This allows **large obstacles (103mm) to pass** without breaking the tines. This simple system minimises down time and reduces the risk of broken tines in the crop.

22kg of force is required to pivot each SemiSwing tine backwards.

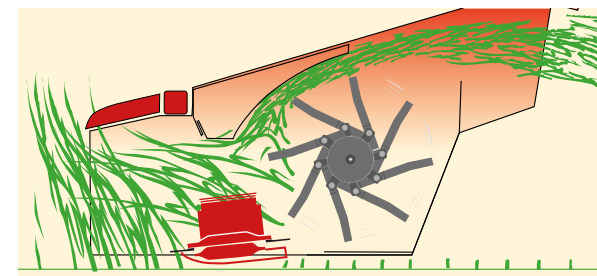
This means the tine will stay in a fixed position while conditioning crop. This design minimises the tines movement during rotation, allowing for virtually no wear and tear on the brackets while still providing a full conditioning effect.

3. What Makes SemiSwing Stand Out

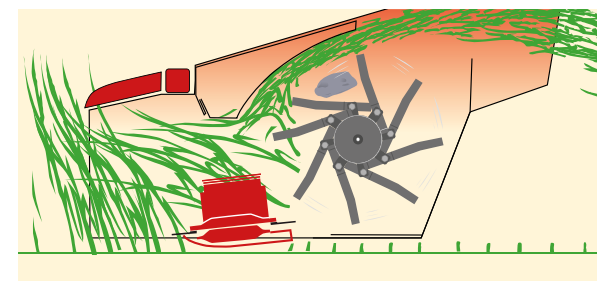
Utilise centrifugal force is what makes the Kverneland SemiSwing conditioner stand out to other conditioning systems. It offers an aggressive conditioning effect while still offering excellent tine protection and **virtually no wear and tear**. SemiSwing tines, due to their restricted movement pattern, are designed to encapsulate part of the centrifugal force, and utilise it to keep the tine in position during rotation. The benefits are **no movement during rotation and full conditioning effect**.



Further adding to the conditioner systems is the choice of nylon tines on 3200 series and 5087 MN. The nylon tines are very rigid, yet durable, and will flex without breaking if meeting an obstacle.



During operation tines will stay in a fixed position, providing full conditioning with minimum wear.



It requires a force of 22kg on the tine to pivot the SemiSwing tine backwards.



Large design of conditioner plate for efficient conditioning effect.

MANAGE ALL CONDITIONS

Performance and maximum comfort. This concept combines both to meet the exact demands of any job in the field. On all 3300 and 53100 models the conditioner hood can be independently adjusted at both front and rear ends to customize the conditioner to crop intensity, for improved grass flow and power consumption.

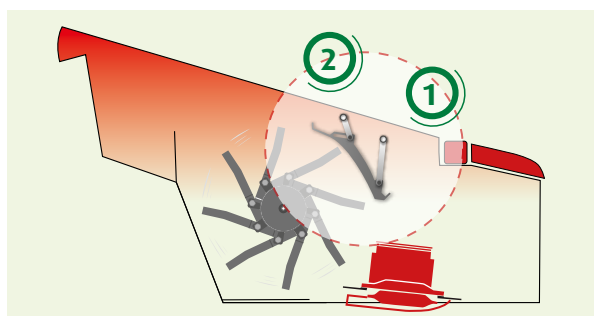
Dual Adjustment of Conditioner Hood

The front end (1) is adjusted separately to suit the crop intensity, even for massive crop, to avoid any blockages.

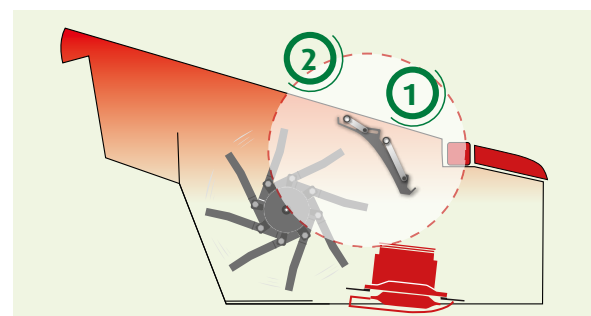
Rear end (2) is adjusted to ensure smooth and efficient crop flow into swaths or widespreading.

Covers all Crop Conditions

The dual adjustment concept allows adaptation to differing crop conditions, whether high or low, heavy or thin. The correct setting is simply chosen, by adjusting two handles, done in seconds.



Front and rear end fully closed, for efficient conditioning in low crop conditions.



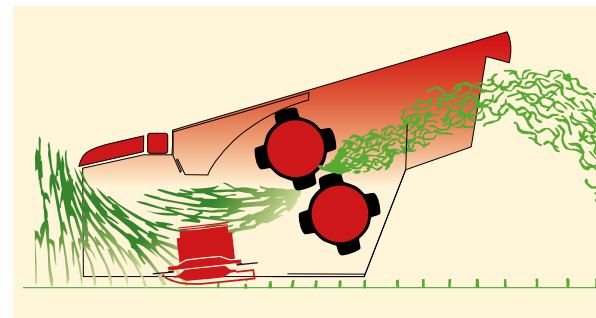
Front and rear end open, allowing unobstructed passage of massive amounts of crop.

GENTLE ROLLER CONDITIONING - FOR FRAGILE CROP

Roller conditioning provides gentle, yet effective handling of fragile crop such as alfalfa or clover. Roller conditioning effectively cracks stems and their wax coating, while still preserving the nutritious leaves. This in turn facilitates an even drying pattern and utilisation of the forage.



Dual drive of rollers.



The special roller configuration, with the top roller located further forward than the bottom roller, provides outstanding upwards flow of crop. No need for an extra roller.

Chevron Rubber Rollers

The 225mm diameter wide rubber rollers, made from highly durable polyurethane, are vulcanized onto a steel core. This process guarantees straight rollers that will not twist out of shape, regardless of the force transmitted onto them. The chevron pattern actively directs the crop away from the cutting discs, which enables the best possible cutting quality, while limiting the power requirements needed. The 225mm diameter rollers will not twist out of shape, regardless of the force transmitted onto them.



With the optional hydraulic cylinder, pressure and distance of the rollers is easily set and monitored.

Full-Width Conditioning

The Kverneland machines feature two full-width chevron, counter rotating conditioning rollers, with the top roller located further forward than the bottom roller. This unique design ensures optimised flow of material from the cutting discs toward the rear, making complicated systems with extra guiding rollers, as seen in other systems, obsolete.

Additionally, the full-width design allows for the distribution of crop into a thinner mat, increasing the amount of crop in contact with the rollers.



Both conditioner rollers are driven by a permanently lubricated, low maintenance, closed transmission.

NonStop Mowing

If an obstacle is encountered, the roller pressure will be momentarily relieved, which separates the rollers and allows obstacles up to 60mm to pass without damage to the rollers and without having to stop mowing.

Easily Adjusted, Uniform Conditioning Intensity

The required conditioning intensity varies from field to field. Roller machines are standard fitted with spring-controlled roller pressure, endlessly adjustable via a handle, for uniform conditioning intensity. A hydraulic solution is optionally available, for easy on-the-go setting of pressure and distance of rollers.



Chevron-pattern rollers, ensure uniform conditioning across the complete working width.



QUATTROLINK®

Racecar suspension for accurate ground tracking

KVERNELAND 3300 AND 5300 SERIES

NEXT LEVEL MOWING

Producing the best possible roughage in the most efficient way, requires a mower that is made for immediate action. If the moment is there, you have to be ready. You need a machine that gets the job done quickly. At any moment. Under all circumstances.

The new Pro range mowers have been designed for even more productivity and to handle tougher conditions than ever. With its' accurate ground following ability and highly flexible working range QuattroLink® provides supreme capacity.

The Product Range:



Front Mounted Mower Conditioners

3.16-3.60m working width
SemiSwing or roller conditioner



Rear Mounted Mower Conditioners

3.16-3.60m working width
SemiSwing or roller conditioner



Triple Mower Conditioners


9.80-10.20m working width
SemiSwing or roller conditioner



Triple Mower Conditioners with BX belt

9.80-10.20m working width
SemiSwing or roller conditioner

KVERNELAND QUATTROLINK® – RACECAR TECHNOLOGY APPLIED FOR MOWER CONDITIONERS



1

QuattroLink® RaceCar Suspension

New suspension concept for accurate tracking. The 4-arm suspension provide the mowing unit with an **exceptional flexibility** in adapting to demanding ground contours.

2

100% Non-Stop BreakBack

QuattroLink® mowers provide protection **across the full working width** of the mower, including the part close to the tractor. No need to stop, the mower will automatically return to working position.

3

Quick Adjustment of Output

Easy adjustment between swathing and wide spreading. Changing for wide spreading is virtually a **one minute job**. No tools are required.

4

Dual Adjustment of Conditioner Hood

The new conditioner hood can be adjusted at **both front and rear** end to customise the conditioner to crop intensity.

5

Vario Suspension Arm

Hydraulic SideShift integrated into the carrying arm allows each mowing unit to **move 400mm**. Adjusting the overlap is done quickly from the tractor cab, on the go.

6

Vertical Transport Position

Vertical transport position with a **50/50% weight balance** allows a higher transport speed. With the integrated vertical parking foot limited storage space is required.

QuattroLink® - Clean Cut on Any Terrain

To produce quality forage and an optimal yield, you need a neat and clean cut, on any terrain, with minimal impact, so the stubble can recover quickly, for a faster regrowth. Just like the suspension technology found in many racecars, the mowing unit is **pulled by four suspension arms** fitted onto a fixed carrying arm that allows the mowing unit to **float independently** over the field, adjusting very accurately and instantly to any changes in ground contours.

Quality Design for Better Performance

QuattroLink® is designed to tackle demanding terrains and challenging work days. The mowing pattern is extremely flexible with a total vertical working range of **700mm** up and down and a transverse working range of **30°**. The four arm suspension concept ensures constant ground pressure and excellent stability during working operations.



Ground pressure of Kverneland 3300 series is easily set from the tractor seat, hydraulic with an easy to read pressure scale on the mower for clear guidance.

How QuattroLink® Works

Like a racecar you want better tracking and the ability to go at faster speed and adjust to changing field conditions without losing valuable time when operating your mower conditioner. These are the main benefits you will experience when running these mowers. The four suspension arms provide the mowing unit with an exceptional flexibility in **adapting instantly** to demanding ground contours inviting for higher speed and more productivity.

Full Width BreakBack Protection

The Kverneland NonStop BreakBack system just got even better. With the new QuattroLink® suspension, this system now offers **protection across the full working width** of the mower, including the part closest to the tractor. There are no limiting factors on the inside part of the mower, stopping the driver from keeping on mowing. When hitting an obstacle in the field, the mowing unit will instantly move backwards and up, and then return to the original position.



Exceptional ground following system. The four suspension arms provide an adaptation range of **400mm upwards and 300mm downwards** for accurate tracking.



Excellent adjustment to uneven field conditions with a **transverse working range of 30°**.



When encountering an obstacle in the field the mowing unit will swing backwards and over the obstacle, even on the inside of the mower, and then return it to the original working position. **No need to stop - no time lost.**



Overlap and effective working width is adjusted hydraulically on Vario models.

HYDRAULIC ADJUSTMENT OF OVERLAP

– MAXIMISE YOUR MOWING CAPACITY

Vario Means Adjust on the Go

Vario means you can easily compensate for changing field conditions, minimise the overlap and **utilise the mowing capacity to the fullest**. Too little overlap immediately causes problems when field conditions change. Too generous overlap limits you from utilising the capacity of the mower combination to the maximum, eventually leading to reduced productivity.

400mm Adjustment of Overlap

Kverneland 3336 MT vario, 53100 MT Vario and 53100 MR Vario are fitted with **hydraulic SideShift** integrated into the carrying arm allowing each mowing unit to **move 400mm**. To easily compensate for changing field conditions, the adjustable overlap is designed as a telescopic arm, directly into the arm.

Adjust on the GO – new hydraulic adjustment allows you to constantly optimize overlap and productivity

Adjusting the overlap is quickly done hydraulically from the tractor cab, and the chosen overlap is easily registered from the scale on the suspension arm.

Increase overlap when mowing odd sized fields, going around corners or operating on slopes to ensure no stripes are left behind. Reduce overlap on flat and even fields to **improve performance** and cutting width as much as 10%.

Ground Pressure Remains Constant

During mowing operation the carrying arm always remains even to the ground, giving the mowing unit the freedom to instantly compensate and float across uneven ground contours. **The true benefit** of the suspension concept is that even though overlap is changed, the chosen **ground pressure remains the same**.

No need to stop and adjust, reset and control the ground pressure before you can go on. Just set the mower to the requested overlap and mow on.

Optimise Output by Setting Correct Overlap

The mowing units of Kverneland 3332 MT/MR and 3336 MT can be set for optimal overlap to maximise mowing capacity and utilise full cutting potential. The position of the mowing unit can be adjusted infinitely within a 150mm span on the carrying arm, allowing the position of the rear mower conditioner to match the working width of the front mounted mower conditioner or rear wheels of the tractor.



The 4-arm suspension of Kverneland 3332 MT/MR and 3336 MT is attached to the carrying arm by two clamps.



Swath Plates Automatically Expand

Swath plates automatically expand when being slid inwards to support efficient and accurate swathing.



Easy Change-over for Widespreading

Changing from swathing to widespreading is virtually a one minute job. The swath plates are easily slid to the side and the FlipOver widespreading plate is turned 180°. No tools are required. The Kverneland FlipOver solution provides 100% widespreading across the full working width.





EFFICIENT GRASS MANAGEMENT STARTS HERE

Multiply Adjustable

The Kverneland QuattroLink® mower is **easily adjustable** in many aspects. When there's work to be done, you need a mower conditioner that is **easily customised** to the exact conditions facing you today. Setting the conditioning intensity to crop density and conditions, changing between swathing and widespreading and inspecting discs and knives is all easy and quickly done, taking the hassle out of the daily **work optimisation**.



Easy and quick access to the cutterbar for daily inspection of discs and knives.

Compact During Transport

The Kverneland 53100 folds hydraulically for transport and the telescopic frame arm moves to lowest overlap position, to reach a transport height of only 3.90m and a width below 3.00m. There is no need to leave the tractor before heading off, the outer FlexProtect protection guards can hydraulically fold into transport position (optional).



EFFECTIVE TRANSPORT ADDS TO A PRODUCTIVE DAY

Below 3.70m Transport Height

The Kverneland 3300 series folds hydraulically for transport and will reach a transport height of only 3.70m. On the Kverneland 3336 MT Vario the telescopic frame arm moves to the lowest overlap position, to reach a 3.70m transport height.

Even Weight Balance for High Speed Transport

The complete weight of the mower is spread evenly on both rear tires, with a 50/50% weight balance. This means the tractor is not sliding to one side during transport, providing extremely stable running characteristics of tractor and mower during transport, allowing higher transport speed.

Your Profit is Made in the Field – Not on the Road



When parked, in working position or during vertical storage the lift arms are always in a horizontal position, making it very easy to mount or dismount the mower from the tractor.


Parking, Safe and Sure-Footed

With the integrated parking device, storage of the Kverneland 3300 series is easy and convenient, requiring minimum space during winter storage. The mower is firmly parked on strong and stable parking feet, bringing total height well below 4.00m.

Storage Height

Kverneland 3332 MT – 3332 MR:	3.55m
Kverneland 3336 MT:	3.65m-3.80m
Kverneland 3336 MT Vario:	3.65m
Kverneland 53100 MT Vario – 53100 MR Vario:	3.90m

ADDING EFFICIENCY TO ANY FARMING BUSINESS



① **Dual adjustment** of conditioner plate

② **Stubble height adjustment**
integrated into suspension

③ **ProLink** three-dimensional ground
tracking

④ **Non-Stop breakback** protection
of cutterbar

⑤ **Maintenance-friendly design**
with focus on operator comfort



Easy access for inspection and service. The complete front opens to a vertical position via a hydraulic cylinder.

Get the Most Out of Your Setup

The new range of front mounted mower conditioners from Kverneland brings new options to its line of 3300 series mower conditioners. The 3300FT/FR series features a host of new improvements to bring **operator comfort to a higher level**. The complete mower is designed for easy servicing and the low maintenance PTO shaft only required one seasonal greasing.

The new improvements bring operator comfort to a higher level.

Easy Inspection

To make routine maintenance and daily inspection check **quick and efficient**, the design of the front plate has improved, allowing complete access to the cutterbar. When lifted up, the front plate stays in position by a hydraulic cylinder.



Generous ground clearance for headland turns of 420mm to pass large swaths without damaging them.



One-touch parking handle, to lock and prepare the machine for dismounting.



Parking foot is easily activated and keeps the mower in level position when parked.



Hydraulic folding of FlexProtect guards (optional).

SMART FEATURES TO STAY ON TOP OF THINGS



Dual adjustment of conditioner plate to customise to crop intensity.



Integrated swath plates, easily adjusted to correct swath width.



Stubble height adjustment is integrated into the suspension linkage.

Dual Adjustment of Conditioner Hood

Both 3332 FT and 3336 FT feature **dual adjustment of conditioner hood**. The new conditioner hood can be adjusted at both front and rear end to customize the conditioner to crop intensity. The **built-in swath plates** are easily set for swathing or spreading with no need to dismount for wide spreading.

Built-In Swath Plates

Changing from spreading to swathing or adjusting the swath width to crop conditions is done in seconds. The swath plates automatically expand when being slid inwards to support **efficient and accurate swathing**, and there is no need to dismount them to achieve full width spreading.





Excellent down and upwards ground following ability of 250mm and 420mm respectively.

ProLink for Exceptional Adaptation

The **ProLink suspension** design allows a transverse adaptation of 24° along with a total vertical working range of 670mm. If an obstacle is encountered, the ProLink will automatically lift the mower up and back, for **maximum protection of cutterbar** and machine.





1. Minimum **500mm ground clearance** across the complete mowing unit during headland turns. Mowing unit is raised and carrying arm tilted to a 10° angle.

2. The carrying arm is tilted back to bring the mowing unit into an even position before lowering the mowing unit.

3. Mowing unit is **lowered evenly onto the ground** without one side touching the ground before the rest of the mower.

THIS IS WHERE EFFICIENCY STARTS

Parking, Safe and Sure-Footed

With the integrated parking device, storage of the 53100 is made easy and convenient, requiring minimum space during winter storage. The mower is firmly parked on strong and stable parking foot, bringing total height below 4.00m.



Mow More – Make More

With its' 10.20m working width the Kverneland 53100 is geared for productive working days. Come demanding terrains, come long challenging work days – this mower has been designed to handle tougher conditions. Packed with new innovative features such as the QuattroLink® suspension, Vario adjustment of overlap and full width BreakBack protection the 53100 is custom-made to boost efficiency.



Each mowing unit can be lifted individually, which is convenient when mowing awkward shaped fields.

Powerful Combinations

Kverneland 53100 MT/MR Vario + Kverneland 3336 FT/FR:
10.20m working width

Kverneland 53100 MT/MR Vario + Kverneland 3332 FT/FR:
9.80m working width

Efficient Headland Management

These mowers provide generous clearance across the complete cutterbar, including the inside area. When lifting the mower on headlands, the mowing unit is raised and the carrying arm is tilted to a 10° angle. This means a ground clearance of minimum 500mm across the full working width. When lowering the mowing unit, the carrying arm is tilted back to a level position and the mowing unit is lowered evenly, without one side touching the ground before the rest of the mower, avoiding unnecessary stress and wear on the mower.



Adjust lifting height on headlands. In low crop conditions the lifting height of mowing units can be reduced for even faster headland operations.

BECAUSE FARMING IS NO PICNIC





Automatic Adjustment of Belts

The Kverneland BX is primed to **maximise working capacity and utilise the full capacity** of the 53100 without compensating on quality of work. A general hallmark of the 53100 series is its ability to constantly adjust and optimise working width and overlap, without the need to stop and reset ground pressure.

Kverneland BX automatically does the job of adjusting belt speed to working width, for the same **uniform swath width**, regardless of position of mowing units. If the mowing units are sideshifted to adjust overlap, the speed of the belts immediately adjusts, to compensate for the change in throwing distance needed. When increasing the overlap for mowing around corners, belt speed is lowered to ensure that **crop is placed as intended**.



For transport, BX belts are positioned well within the cutting units.

A JACK OF ALL TRADES

Master Headlands

When the mowing units are activated for headland lift, an **integrated belt boost** automatically speeds up, to empty the belts before they are raised, leaving a clean and tidy headland. Furthermore the AutoStop is activated once belts are raised, automatically stopping them until mowing units are lowered again, keeping fuel consumption low.



When using one belt only, speed is reduced to avoid crop being placed too far across the middle.



Ample clearance during headland lift. When belts are raised, they will automatically stop.



An integrated belt boost function automatically kicks in, to empty belts before raised.





DESIGNED FOR VERSATILITY

Shape the Swath As You Want

Kverneland BX is designed to **handle more tasks than ever before**. Working in heavy first cut crop, combined with a narrow pick-up width of the following machine, may cause challenges in getting the swath narrow enough. Kverneland BX offers the possibility of **positioning the swath belt in different operating heights**, to deliver the crop on top of the swath made by the front mower, to make a narrow and box shaped swath.



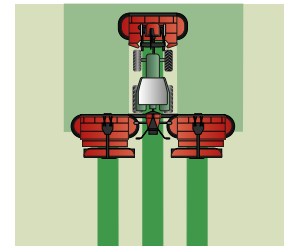
Operating height of belts can be adjusted on-the-go, enabling swaths to be delivered on top of the front mower swath, regardless of crop amount.

Delivery height is set by lowering or raising the belt **hydraulically on-the-go**. This allows the full-width 3m BX belts to deliver swaths that are directly suited for loader wagons.

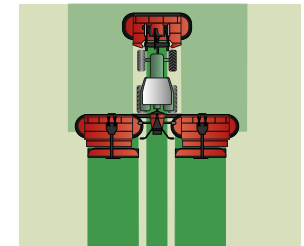
With the new **dual adjustable conditioner plate**, efficient crop flow towards the swath belt is easily set. The Kverneland 53100 provides a unique opportunity to adjust the conditioner plate at both front and rear ends, to **optimise crop flow** towards the belts for efficient swath formation, without leaving any material behind.

Versatility is further enhanced by the **three-in-one solution** offered by the Kverneland 53100 BX, allowing one large swath, three single swaths or full width wide spreading. The standard fitted swath plates are easily slid into position for the desired swath width. If conditions require wide spreading, the standard fitted FlipOver wide spreading vanes are activated in seconds.

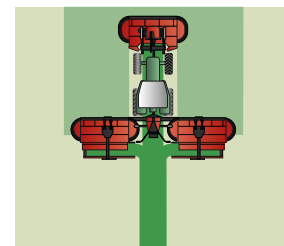
Designed for Versatility



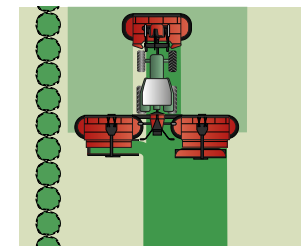
Three single swaths, easy set with the integrated swath plates.



100% wide spreading with the standard fitted FlipOver spreading vanes.



One large swath from 10m working width.



Using one belt to move crop away from field boundaries.



Drop Excess Weight

During working days, where crop merging is not required, the BX belts are normally raised into an inactive position, turning into unnecessary extra weight on the mower. The weight of the Kverneland BX belts are in total 600kgs – heavy to carry – adding unnecessary cost to the fuel bill.

Swath Belt Quick Coupler

With the optional Kverneland quick-coupler solution, it is now possible to dismount the two BX belts in less than 10 minutes and park them safely on specially designed transport rollers. When disconnected, the BX belts automatically disappears from the terminal screen.

Optimise From Day To Day

This gives you the option of deciding from day to day, when work schedule is ready, if belts are needed or not. All it takes are three simple steps – no tools required!

Dismount BX Belts in less than 10 minutes



Slide the purpose-built transport rollers onto the BX-belt and remove the connection pin.



Disconnect the power cable and all hydraulic connections to BX belt with one single lever.



Lower the mowing units and the BX belt automatically comes off.

10.2M
working Width

MORE
PRODUCTIVITY
with efficient headland turning

MINIMISE loss
with automatic headland control

OVERVIEW and
control with ISOBUS terminals



GEOMOW® – UTILISE THE FULL POTENTIAL OF YOUR WORKING CAPACITY

GEOMOW® unlocks the full potential of the Kverneland 53100 MT Vario. The all-new Kverneland GEOMOW application delivers automatic headland lift via section control.*



Boost your capacity with GEOMOW® and increase your output significantly.

* GEOMOW® is a license based application and requires machine license and section control license for the terminal.

GEOMOW® UPGRADES YOUR PRODUCTIVITY TO NEW LEVELS



Mowing Flat Fields

When mowing on flat and even terrain the mowing units are working with a **minimum overlap** to reach up to 10.2m effective mowing width.



Section Control – Control the Headland

GEOMOW® includes section control for automatic headland operation. It eliminates the hassle of timing headland lifts and provides an even more efficient mowing job. GEOMOW® reduces the risk of mistakes when lifting mowing units too early and lowering them too late.

When reaching the end of the field, the front mower is automatically raised as it hits already cut grass on headlands, and the rear units are automatically lifted as well, at the right time. The driver can concentrate fully on turning as quick and efficiently as possible. The same goes when reaching the unmown grass, the front and rear mowing units lower at exactly the right time.



Portus joystick




Portus Terminal – Easy Operation during Long Work Days

The Portus terminal provides handy and ergonomically friendly control that **simplifies machine operation**. With integrated joystick the Portus comes in a compact size, making it easy to place right next to the operator, so it is ergonomically well positioned for long days of operation. A small screen integrated into the joystick always keeps the tractor driver informed about the chosen operation.

Main functions, such as headland lift, adjustment of overlap and setting of ground pressure are **easily operated** by simply moving the joystick up and down. Portus can be used as separate terminal for non-ISOBUS tractors or in combination with the tractors ISOBUS terminal for **easy and convenient operation**.



- | | |
|---|--|
| ① Adjustment of overlap | ④ SideShift function |
| ② Hydraulic lift of side guards (optional) | ⑤ Setting of ground pressure |
| ③ Automatic headland control | ⑥ Individual lift of mowing units |



LOW
weight design

CENTRE
suspended mowing unit

NONSTOP
BreakBack protection of cutterbar

KVERNELAND 3200, 3600 AND 5000 SERIES

EASY TO OPERATE FOR MORE UPTIME

The Kverneland 3200 and 5000 series have been designed with ease of operation in mind. They are efficient, yet uncomplicated mowers purpose built to lower operating costs in terms of power and fuel consumption. These mowers are packed with features that matter, giving them the professional characteristics needed when adjusting the machine for changing conditions.

The Product Range:



Rear Mounted Mower Conditioners

2.40-2.81-3.16m working width
Nylon tine or roller conditioner



Front Mounted Mower Conditioners

2.81-3.16-3.60m working width
SemiSwing, nylon tine or roller conditioner



Triple Mower Conditioners

8.75m working width
Nylon tine conditioner



Triple Mower Conditioners

9.00m working width
SemiSwing Conditioner

EFFICIENT SUSPENSION CONCEPT KEEPS TRACK OF DEMANDING FIELD CONDITIONS



①

Non-Stop BreakBack

When encountering an obstacle in the field, the mowing unit will swing backwards and over the obstacle, and then automatically return to the original working position.

②

Centre Suspended Mowing Unit

The mowing units are centre suspended via a suspension spring, to give an even weight distribution across the complete mower width.

③

Adjustment of Ground Pressure on the GO

The mowers can be provided with hydraulic setting of ground pressure, easy to adjust, even on the go.

④

Two Mounting Options

To ensure optimal overlap between front and rear units, the mowing units can be mounted in two positions on the suspension arm.

⑤

Low weight Solutions

Eco-friendly solutions with low weight requiring a minimum of horse power and fuel consumption.

⑥

Vertical Transport

The Kverneland 3200 series is folded into a vertical transport position for excellent weight distribution. The Kverneland 5087 MN will fold inside above 90°.



Protection of the Cutterbar

Kverneland 3200 series and 5087 MN are all fitted with the Kverneland **NonStop BreakBack** system to protect the cutterbar. The integrated NonStop BreakBack system will protect the cutterbar from foreign obstacles. If an obstacle is hit in the field the mowing unit will swing backwards and up. This gives **maximum protection** of the cutterbar.

Effortless Protection

There is **no need to stop** - or even to reverse the tractor to get the mowing unit into working position again. When engaged the spring loaded design ensures that the Kverneland NonStop BreakBack system **automatically returns** the cutting unit to its' original working position.

Improve Efficiency on the GO

This feature provides **easy and simple setting of ground pressure**. For greater operator comfort, ground pressure of the large suspension spring is set hydraulically from the tractor cab. Easy to adjust, even on the go.

It is in fact a very simple and clever solution to an important challenge in optimising the mowing job. The chosen ground pressure level is conveniently registered from the easy-to-read scale. Accurate setting of ground pressure adds to significantly better working result and reduction of fuel consumption, as a mower with correct ground pressure is easier to pull, requiring less power and fuel.



Two mounting positions of cutterbar on suspension for optimal overlap.



Centre suspension for even weight distribution across the entire working width.



The large compensating spring ensures excellent flotation across the full mower width.



Work smarter on the Go. Hydraulic setting of ground pressure.



Optional parking stand for easy, compact storage.

CLEVER MACHINES WITH PROFESSIONAL CHARACTERISTICS

Compact in Size – Massive in Features

Kverneland offers 4 centre mounted mower conditioners, 3224 MN, 3228 MN, 3228 MR and 3232 MN, in working widths of 2.40, 2.80 and 3.16m. The 3200 series offers two conditioner rotor speeds, 600 and 900rpm, which can be easily changed by simply switching pulleys, to adapt to different conditioning requirements. At low conditioner speed, fuel consumption is minimised.



Quick change from swathing to widespreading.

Light Weight Machines with Aggressive Conditioning

Due to the nylon tines fitted to the conditioner, the **total weight of the machines is kept to a minimum**, while keeping an aggressive conditioning. The fixed conditioning fingers are made from high quality nylon, to make them very rigid. This means excellent protection from stones and other obstacles. A perfect solution for farmers and smaller contractors. The Kverneland 3228 MR offers gentle, yet effective roller conditioning of fragile crop.



Vertical transport solution.

540 or 1000 rpm Gearbox

The machines also offer a large degree of operating adaptability, as they are factory fitted with the option of being operated with **either 540 or 1000rpm**. It requires no additional accessory. All that is needed is to turn the main gearbox on the suspension 180°.

Vertical Transport Solution

The low gravity point during transport, with the weight of the mower close to the tractor, provides an excellent weight distribution, even during high speed road transport, and the machine is fixed by the hydraulic lifting arm. In addition, transport height is limited, so passing through narrow gateways or under bridges is not a problem. Another benefit is that the hydraulic cylinder also supports quick lifting of the mower from working to headland position.

8.75M WORKING WIDTH

MOWING MORE WITH LESS



Easy to Operate for More Uptime

The Kverneland 5087 MN is a combination that provides efficient performance with its 8.75m working width, paired with a **low weight design of only 2130kg** and power requirements starting at only 150hp. Equipped with 2 x 3.16m mowing units, both fitted with 8 round discs and nylon tines the Kverneland 5087 MN is geared for **productive work days**.

Vertical Transport Position

For transport the mower folds into a compact position well behind the tractor. The folding design ensures that the weight is distributed evenly, with the weight of the mower close to the tractor. Transport height is well below 4.00m.





HYDRAULIC

adjustment of ground pressure
optionally available.

8.75M working width
with only 2130kg



OPTIMISES ON PRODUCTIVITY AND PROFITABILITY



Large suspension springs, optionally with hydraulic setting of ground pressure.



Efficient nylon tine conditioning.



Ample clearance during headland turns.

The Features that Matter

The Kverneland 5087 MN is packed with features that matter, giving it the professional characteristics needed when adjusting the machine for changing conditions. Wide spreading is fitted as standard and conditioner speed can be set at either 600 or 900rpm. To ensure optimal overlap between front and rear units, the mowing units can be mounted in two positions on the suspension arm.

Parking, Safe and Sure-Footed

With the integrated parking device, storage of the Kverneland 5087 MN is easy and convenient, requiring minimum space during winter storage. The mower is firmly parked on strong and stable parking feet, bringing total height below 4.00m.



FLOATING SUSPENSION DESIGN - EFFICIENCY AS STANDARD



①

Vertical Adaptation

The innovative suspension design allows a transverse adaption of 24°.

②

ActiveLift

ActiveLift ensures maximum protection of the cutterbar during operation. If hitting an obstacle the mower will move back and up.

③

Floating Suspension

Floating suspension concept with three-dimensional adaption. Excellent down and upwards ground following ability of 250mm and 420mm respectively.

④

Excellent Stability

Suspension springs are moved further outwards for better side stability and even ground pressure.

⑤


Excellent Visibility

Excellent visibility during transport and work. The design of the suspension provides an undisturbed view.

⑥

Full Range for Any Combination

Requiring 2.8, 3.2 or 3.6m, roller, steel or nylon tine conditioning, the Kverneland 3600 series includes a mower that will go into any combination to optimise productivity.



The cutterbar will move back and up, due to the geometry of the suspension.



Tension in the ground pressure springs increases, adding additional lift and the angle of the cutterbar repositions from 4° downwards to horizontal.

Floating Suspension with Three-Dimensional Adaptation

The Kverneland ActiveLift system ensures maximum protection of the cutterbar during operation. If hitting a stone or foreign obstacle, a three-fold action takes place simultaneously.

The suspension design has been redesigned to offer **even better flotation** and more even ground pressure. The two large **suspension springs** have been moved further outwards to provide better side stability, which is reflected in optimum protection of the stubble and far less skid wear.

The moving pattern of the machines is extremely flexible, allowing **downwards movements of 250mm and upwards of 420mm**. In addition an innovative suspension design allows a **transverse adaptation of 24°**. This ensures excellent adaptation to uneven ground contours and higher reachable speed.



Vertical adaptation of 24° to adjust to uneven fields.



Excellent down- and upwards ground following ability of 250mm and 420mm respectively.



EFFICIENT FRONT MOWERS

– VERSATILITY EXEMPLIFIED

A Professional Solution

Kverneland 3600 series is characterised by an improved design of the suspension and **accurate ground followings**. In addition the Kverneland cutterbar, with improved cutting performance, and a choice of either the SemiSwing steel tine, chevron roller or nylon tine conditioning is fitted onto these machines.

The SemiSwing concept is based on **high quality steel tines** with low wear and high resistance, and has proven to have significantly reduced maintenance costs.

In addition these machines are fitted with a variable conditioner rotor speed, to **adapt to varying crop conditions** - All features making this machine a very professional solution.

Kverneland 3632 FR and 3636 FR are equipped with full width chevron rollers, quickly taking the cut crop off the cutting discs and providing **gentle and effective conditioning of fragile crops** like lucerne/alfalfa, reducing leaf loss to a minimum.

Easy Operation

Substantial efforts have been made to make daily operation as easy as possible. The clever design of the suspension creates an **undisturbed view of the entire mowing area** and excellent overview during transport.



Compact design for good overview during transport and operation.



Foldable sideguards ensure narrow transport width.

THE 9 METER SOLUTION

9.00m Working Width

Kverneland offers a top-of-the-line mower conditioner combination with a 9.00m working width.

Individually controlled from the tractor cab

The Belt for Outstanding Performance

The individual suspension of the BX-Belts **reduces shock load** on the mainframe together with the Kverneland automatic BreakBack system.



Each mowing unit can be individually controlled from the tractor cab, allowing the combination to mow with only one or two units if required.

A unique and simple solution with very few moveable parts, ensuring less wear and maintenance and not least a better flotation of the entire machine.

The BX-Belts float on two large springs, and thus **perform a unique and even swath formation** under all conditions (no jumping up and down of belt units). A simple solution with several advantages.



Despite its' giant size, turning on headlands is very easy with the Kverneland 5090 MT. Each mower unit can be raised by pushing a single button on the terminal.

Kverneland SideShift

To improve working results in hilly conditions, Kverneland offers a **hydraulic SideShift** system that improves the overlap between the rear mowing units and the front mower. The SideShift moves the entire moving combination **15cm to either side**. This improves the overlap of the moving units, leading to less striping.



Kverneland hydraulic SideShift system.



OUTSTANDING FLEXIBILITY – DIFFERENT CONFIGURATIONS

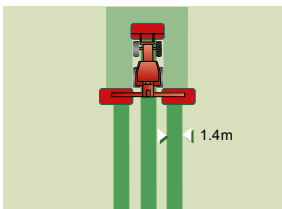
4 Different Outputs

Kverneland 5090 MT can be set for three single swaths, widespreading or three swaths into one with the Kverneland BX-Belt. An extra feature is the fact that the right belt can run in two directions, meaning that the Kverneland 5090 MT will place grass from 6.00m into one swath.

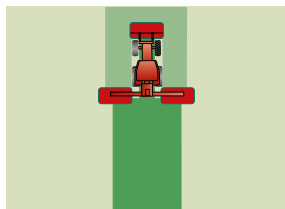
Flexibility of Swath Size

Depending on crop conditions and to allow the swath to be customised according to the item of machinery following, the belt speed can be infinitely adjusted from the cab. In this way the swaths can be placed either side by side or on top of each other.

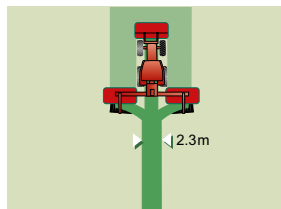
Three single swaths




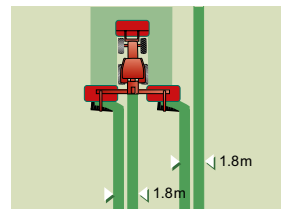
100% widespreading



Triple swath

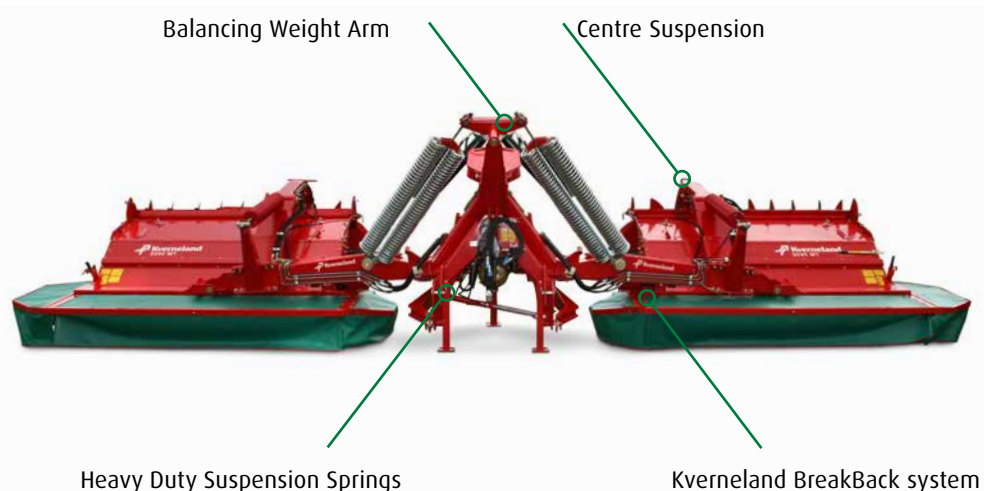


Two by two



Excellent Suspension

A balancing weight arm has been added to ensure optimal cutting quality, even when working in difficult conditions. The weight arm ensures excellent suspension, by constantly providing an even weight distribution across the entire rear section of the mower.



ISOBUS control and operation of the 5090 BX is designed around the tractor driver, adding maximum support and convenience during the intensive grass season.

Even Flotation of the Machine

The 5090 MT BX is fitted with a balancing weight arm, linked to the 4 heavy duty ground pressure springs on top of the three point suspension, to ensure an even weight distribution of the two rear sections. The **low gravity scale arm suspension** ensures that the mowing units always remain horizontal in relation to the ground, when working in uneven or hilly conditions, or if the tractor is hitting small obstacles in the field. When using SideShift equipment, the balancing arm also facilitates equal ground pressure on either side of the rear mower unit.

Centre Pivot Suspension

The 4 heavy duty ground pressure springs are attached close to the pivot point of each cutting unit, to ensure lower ground pressure and hereby better **ground following ability** and consistent cutting height. Uneven field surfaces are easily absorbed by the suspension, giving an even mowing result and allowing faster forward speed.

Kverneland NonStop BreakBack System

The mowing units are fitted with the Kverneland **NonStop BreakBack system** that will protect the cutterbar from stones and foreign obstacles. If hitting an obstacle the NonStop BreakBack system will swing the involved mower unit backwards and over the obstacle and then return it to the original working position. The BX belts will automatically swing back with the mower unit, ensuring no interference with the mowers.

ORIGINAL PARTS & SERVICE

LET'S FOCUS ON YOUR BUSINESS

ORIGINAL
PARTS

- 
- ① LONG LASTING, HIGH QUALITY SPARE PARTS
 - ② OVER 100 YEARS OF PARTS KNOWLEDGE
 - ③ SUPPORT FROM A WIDE NETWORK OF DEALERS
 - ④ 24/7 SPARE PARTS SERVICE
 - ⑤ HIGHLY SKILLED DEALER TECHNICIANS

MYKVERNELAND

SMARTER FARMING ON THE GO

A personalised online platform tailored to your machine needs

With MYKVERNELAND you will benefit from easy access to Kverneland's online service tools.

Receive first hand access to information on future developments and updates, operator and spare part manuals, FAQs and local VIP offers. All information is gathered in one place.



REGISTER YOUR PRODUCT NOW:
MY.KVERNELAND.COM

TECHNICAL DATA

	Rear Mounted Mower Conditioners							
Model	3224 MN	3228 MN	3228 MR	3232 MN	3332 MT	3332 MR	3336 MT	3336 MT Vario
Conditioner	Nylon Tines	Nylon Tines	Nylon Tines	Nylon Tines	SemiSwing	Roller Cond.	SemiSwing	SemiSwing
Dimensions & Weight								
Working width m(ft)	2.40 (7'11")	2.81(9'3")	2.81(9'3")	3.16(10'4")	3.16(10'4")	3.16(10'4")	3.60(11'8")	3.60(11'8")
Transport width m(ft)	1.90(6'3")	2.10(6'11")	2.10(6'11")	3.00(9'8")	3.00(9'8")	3.00(9'8")	3.00(9'8")	3.00(9'8")
Weight appr. Kg(lbs)	1260(2778)	1340(2955)	1280(2822)	1420(3131)	1400(3080)	1460(3220)	1495(3301)	1520(3352)
Attachment to Tractor								
PTO (rpm)	540/1000	540/1000	540/1000	540/1000	1000	1000	1000	1000
PTO power req. Min (KW/hp)	50/70	60/80	60/80	66/90	66/90	66/90	90/120	90/120
No of hydr. Outlets	1D	1D	1D	1D	2D	2D	2D	3D
Operation								
Number of discs	6	7	7	8	8	8	9	9
Disc (rpm)	3000	3000	3000	3000	3000	3000	3000	3000
Stubble height (mm)	30-60	30-60	30-60	30-60	30-60	30-60	30-60	30-60
Cond. Rotor speed	900/600	900/600	950	900/600	1000/700	950	1000/700	1000/700
Optional Equipment								
Wide Spreading Vanes	●	●	●	●	○	○	○	-
FlipOver Wide Spreading	-	-	-	-	○	○	○	●
Swath Belt	-	-	-	-	-	-	-	-
High Skids 20/40/60/80 mm	○/○/○/○	○/○/○/○	○/○/○/○	○/○/○/○	○/○/○/○	○/○/○/○	○/○/○/○	○/○/○/○
Kit, Hydraulic Adjustment of Ground Pressure	○	○	○	○	-	-	-	-
Throwing Wings for Difficult Crop	○	○	○	○	○	○	○	○
ProFit - Quick Change of Blades	○	○	○	○	○	○	○	○
Reduced Conditioner Speed Kit	-	-	-	-	-	-	-	-
Hydraulic Foldable Side Guards	-	-	-	-	○	○	○	○
Dual Adjustment of Conditioner Hood	-	-	-	-	●	●	●	●

- Standard equipment
- Option
- Not available

	Triple Mower Conditioners					
Model	5087 MN	5090 MT BX	53100 MT Vario	53100 MT Vario BX	53100 MR Vario	53100 MR Vario BX
Conditioner	Nylon Tines	SemiSwing	SemiSwing	SemiSwing	Roller Cond.	Roller Cond.
Dimensions & Weight						
Working width m(ft)	8.75(28'9")	9.00(29'6")	9.80/10.20 (32'2"/33'5")	9.80/10.20 (32'2"/33'5")	9.80/10.20 (32'2"/33'5")	9.80/10.20 (32'2"/33'5")
Transport width m(ft)	3.00(9'8")	3.00(9'8")	2.90(9'6")	2.90(9'6")	2.90(9'6")	2.90(9'6")
Weight appr. Kg(lbs)	2130(4697)	4450(9812)	3120(6880)	3745(8256)	3260(7188)	3885(8565)
Attachment to Tractor						
PTO (rpm)	1000	1000	1000	1000	1000	1000
PTO power req. Min (KW/hp)	110/150	160/220	150/200	175/240	150/200	175/240
No of hydr. Outlets	2d	1d+1S	LS	LS	LS	LS
Operation						
Number of discs	2x8	2x8	2x9	2x9	2x9	2x9
Disc (rpm)	3000	3000	3000	3000	3000	3000
Stubble height (mm)	30-60	30-60	30-60	30-60	30-60	30-60
Cond. Rotor speed	900/600	900/600	1000/700	1000/700	950	950
ISOBUS Compatibility	-	●	●	●	●	●
Non-ISOBUS Portus Joystick	-	○	○	-	○	-
ISOBUS Portus Joystick	-	○	○	○	○	○
IsoMatch Tellus, Tellus Pro, Go, Go+	-	-	○	○	○	○
Optional Equipment						
Wide Spreading Vanes	●	-	-	-	-	-
FlipOver Wide Spreading	-	○	●	●	●	●
Swath Belt	-	●	-	●	-	●
High Skids 20/40/60/80 mm	○/○/○/○	○/○/○/○	○/○/○/○	○/○/○/○	○/○/○/○	○/○/○/○
Kit, Hydraulic Adjustment of Ground Pressure	○	-	-	-	-	-
Throwing Wings for Difficult Crop	○	○	○	○	○	○
ProFit - Quick Change of Blades	○	○	○	○	○	○
Reduced Conditioner Speed Kit	-	○	-	-	-	-
Hydraulic Foldable Side Guards	-	-	○	○	○	○
Dual Adjustment of Conditioner Hood	-	-	●	●	●	●

TECHNICAL DATA

	Front Mounted Mower Conditioners			
Model	3332 FT	3332 FR	3336 FT	3336 FR
Conditioner	SemiSwing	Roller Cond.	SemiSwing	Roller Cond
Dimensions & Weight				
Working width m(ft)	3.16(10'4")	3.16(10'4")	3.60(11'8")	3.60(11'8")
Transport width m(ft)	3.00(9'8")	3.00(9'8")	3.35(11')	3.35(11')
Weight appr. Kg(lbs)	1250(2756)	1286(2835)	1380(3043)	1440(3175)
Attachment to Tractor				
PTO (rpm)	1000	1000	1000	1000
PTO power req. Min (KW/hp)	56/75	56/75	60/80	60/80
No of hydr. Outlets	15	15	15	15
Operation				
Number of discs	8	8	9	9
Disc (rpm)	3000	3000	3000	3000
Stubble height (mm)	30-60	30-60	30-60	30-60
Cond. Rotor speed	1000	950	1000	950
Optional Equipment				
High Skids 20/40/60/80 mm	○/○/○/○	○/○/○/○	○/○/○/○	○/○/○/○
Kit, Hydraulic Adjustment of Ground Pressure	-	-	-	-
Throwing Wings for Difficult Crop	○	○	○	○
ProFit - Quick Change of Blades	○	○	○	○
Reduced Conditioner Speed Kit	-	-	-	-
Hydraulic Foldable Side Guards	○ (1D)	○ (1D)	○ (1D)	○ (1D)
Dual Adjustment of Conditioner Hood	●	●	●	●

- Standard equipment
- Option
- Not available

	Front Mounted Mower Conditioners						
Model	3628 FT	3628 FN	3632 FT	3632 FN	3632 FR	3636 FT	3636 FR
Conditioner	SemiSwing	Nylon Tines	SemiSwing	Nylon Tines	Roller Cond.	SemiSwing	Roller Cond.
Dimensions & Weight							
Working width m(ft)	2.81(9'3")	2.81(9'3")	3.16(10'4")	3.16(10'4")	3.16(10'4")	3.60(11'8")	3.60(11'8")
Transport width m(ft)	2.70(8'9")	2.70(8'9")	3.00(9'8")	3.00(9'8")	3.00(9'8")	3.40(11'2")	3.40(11'2")
Weight appr. Kg(lbs)	1155(2547)	1110(2448)	1235(2723)	1140(2514)	1305(2878)	1466(3233)	1500(3305)
Attachment to Tractor							
PTO (rpm)	1000	1000	1000	1000	1000	1000	1000
PTO power req. Min (KW/hp)	50/70	50/70	60/80	60/80	60/80	66/90	66/90
No of hydr. Outlets	1S	1S	1S	1S	1S	1S	1S
Operation							
Number of discs	7	7	8	8	8	9	9
Disc (rpm)	3000	3000	3000	3000	3000	3000	3000
Stubble height (mm)	30-60	30-60	30-60	30-60	30-60	30-60	30-60
Cond. Rotor speed	900/600	900/600	900/600	900/600	950	900/600	950
Optional Equipment							
High Skids 20/40/60/80 mm	○/○/○/○	○/○/○/○	○/○/○/○	○/○/○/○	○/○/○/○	○/○/○/○	○/○/○/○
Kit, Hydraulic Adjustment of Ground Pressure	-	-	-	-	-	-	-
Throwing Wings for Difficult Crop	○	○	○	○	○	○	○
ProFit - Quick Change of Blades	○	○	○	○	○	○	○
Reduced Conditioner Speed Kit	-	-	-	-	-	-	-
Hydraulic Foldable Side Guards	-	-	-	-	-	-	-
Dual Adjustment of Conditioner Hood	-	-	-	-	-	-	-

Information provided in this brochure is made for general information purposes only and for worldwide circulation. Inaccuracies, errors or omissions may occur and the information may thus not constitute basis for any legal claim against Kverneland Group. Availability of models, specifications and optional equipment may differ from country to country. Please consult your local dealer. Kverneland Group reserves the right at any time to make changes to the design or specifications shown or described, to add or remove features, without any notice or obligations. Safety devices may have been removed from the machines for illustration purposes only, in order to better present functions of the machines. To avoid risk of injury, safety devices must never be removed. If removal of safety devices is necessary, e.g. for maintenance purposes, please contact proper assistance or supervision of a technical assistant. © = trade mark protection in the EU. © Kverneland Group Kerteminde AS

WHEN FARMING MEANS BUSINESS

kverneland.com