

# NORMANDIE

MOUNTED FIXED | MOUNTED FOLDABLE | TRAILED 2 SECTION AND 3 SECTION



FOR TRACTORS FROM 85 TO 500 HP



# NORMANDIE

Range of compact disc harrows



**THE NORMANDIE IS A  
VERSATILE CULTIVATOR WITH  
A HIGH WORK OUTPUT AND AN  
EXCELLENT FINISH.**

This compact machine, even in big and very big widths, is designed to offer a perfect contour following.


Stubble cultivation is one of the first operations after harvesting.

This cultivation technique takes an important dimension in the technical progression.



**NORMANDIE's versatility allows it to meet different expectations and needs of farmers :**

- Destroy residues of current plants
- Creating the best conditions for emergence weeds and volunteer cereals.
- Incorporate and mix up vegetation
- Uniform distribution of organic matter in the topsoil at 5 to 12cm depth
- Controlling weeds
- Reconsolidation for optimum ground contact of the seed
- Crumbling the soil
- Uniform mixing of organic fertilizers and / or lime
- Loosening, leveling and seedbed preparation
- After ploughing



**NORMANDIE PF**

**NORMANDIE PR**



**NORMANDIE SP2**



**NORMANDIE SP3**



**NORMANDIE SP4**



# NORMANDIE

Range of compact disc harrows

**Compact disc harrows  
GREGOIRE BESSON**  
cultivators are designed to  
combine efficiency ( from 5  
to 12 cm work depth ) and  
work output ( from 3 to 14  
ha/h ).

To meet your expectations, the  
range includes mounted fixed  
and foldable and semi-mounted.



## Diameter choice

- 460 x 5 mm (option)
- 510 x 5 mm
- 560 x 6 mm (option)
- 560 x 6 mm big notch (option)

Concave discs, increase plant  
residues cutting.

Elements without maintenance



## Independant working elements

- Better contour following in  
high speed
- Element's trip height of 15 cm  
over obstacles.
- Arm are heat treated for a  
better rigidity and precision in  
high speed.



Suspension on 4 flat spot  
elastomer spring in natural  
rubber.

Arms formed in our forges,  
profile for a better flow of plant  
residues and to avoid blockages.

Rigid for a better control of the  
disc angle. (decrease diameter)



## Rear equipments

Wide range of rolls for an  
adapted finish

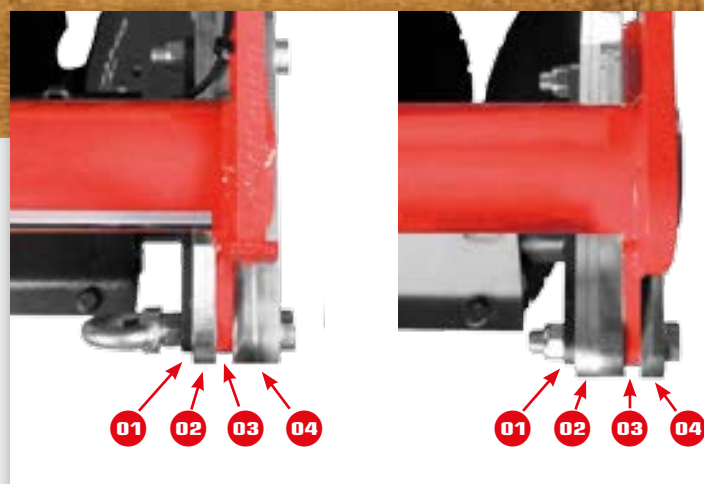


### Rear disc adjustable to allow a better stubble cultivation

- 250 mm gap
- Possibility to reposition the rows of discs to allow overlap during disc wearing (Reduction of diameter).

The positioning of the discs offer a perfect overlapping between the front and the rear disc gangs.

When the disc have worn around 20 %, it is possible to change the disc gang position, to work again with the same set of discs.



- **01** Disc gang
- **02** Wedge
- **03** Frame
- **04** Stock of wedges



# NORMANDIE

## RANGE OF COMPACT DISC HARROWS



### Hitching

Mounted Fix : cat. 2 - cat 3N o  
cat 3

Mounted foldable : cat 3N - cat  
3 - cat 4N



### Depth control

The depth control is hydraulically  
operated (in option) from the cab  
via the cylinders .




PF

### Transport

Mounted Fixed, 1 disc folding (only 3m)

Mounted folding in 2 sections

2,50 m transport width for a better flexibility to use



PR

# NORMANDIE

Mounted Foldable



**NORMANDIE PF**










**NORMANDIE PR**

The mounted fixed and foldable **NORMANDIE** are designed for average farming structures .

Its folding in two sections (transport width 2,50m) allows a high daily flexibility to move from one field to another.

The mechanical or hydraulic packer control (option) of the roll insures a fast adaptability to the soil .

## Technical specifications

RANGE							
NORMANDIE PF							
PF 3000	100 Hp	24	250 mm	460×5 mm	3.00 m	3.00 m	1 650 Kg
PF 3500	120 Hp	28		510×5 mm	3.50 m	3.80 m	1 900 Kg
PF 4000	150 Hp	32		560×6 mm	4.00 m	4.20 m	2 100 Kg
NORMANDIE PR							
PR 4000	120 Hp	32	250 mm	460×5 mm	4.00 m	2.50m	2 600 Kg
PR 5000	150 Hp	40		510×5 mm	5.00 m		2 900 Kg
PR 6000	200 Hp	48		560×6 mm	6.00 m		3 300 Kg

Weight and HP for information purpose only, subject to changes according to options and ground type



# NORMANDIE SP 2

Trailed for tractors from 120 to 200 HP

The trailed 2 section NORMANDIE is composed with single-beam central frame

The central axle (between discs and packer) allows a better manoeuvrability on road and the headlands.

This range of equipment is designed for large fields for high working output up to 8,5 ha an hour.

The transport axle is mounted with 500/42-22.5 wheels, with a registered brake system



**NORMANDIE SP2**



## drawbar control

- by mechanical turnbuckle
- Easy depth control
- By cylinder in option



## Depth control

The depth control is hydraulically operated from the cab.





## STANDARD EQUIPMENT


- Hitching on tractor arms cat. II /IIIN
- Security and arms: Rabe flex
- Discs: Two 510 mm diameter notch curve mulch discs rows
- Discs bearing and roll without maintenance
- Hydraulic folding, transportation width 2,50m

## REAR EQUIPMENT

- Wide choice of rolls (cf p 14)

## IN OPTION

- Hydraulic packer control
- Discs diam 560 x 6 mm or 460 x 5 mm
- Integrated harrows
- Parking kickstand folding position










Forged hitching



Hitching on tractor arms

## Technical specifications

RANGE							
<b>NORMANDIE SP2</b>							
4000 SP2	120 Hp	32	250 mm	460x5 mm 510x5 mm 560x6 mm	4.00 m	2.50m	3700 Kg
5000 SP2	150 Hp	40			5.00 m		4200 Kg
6000 SP2	200 Hp	48			6.00 m		4800 Kg

Weight and HP for information purpose only, subject to changes according to options and ground type

# NORMANDIE SP 3

Trailed 3 section for tractors from 200 to 380 HP

The 3 section trailed **NORMANDIE** is composed of a central frame and 2 lateral frames.

The central axle (between discs and rolls) allows a better manoeuvrability on road and the headlands.

This equipment range is designed for larger fields with higher working output, up to 12,5 ha per hour.



**NORMANDIE SP3**



## Depth control

The depth control is hydraulically operated from the cab via the cylinders.





## STANDARD EQUIPMENT

- Hitching on tractor arms cat. II or IIIN
- Security and arms: Rabe flex
- Discs: Two 510 mm diameter notch curve mulch discs rows
- Serial hydraulic depth control
- Mounted axle with 600/45 - 22.5 wheels
- 3 section hydraulic folding
- Discs bearing without maintenance
- Supporting wheels 11.5-80x15.3 (option)

## STANDARD EQUIPMENT

- Wide choice of rolls (cf p 14)



Forged hitching










Scharmüller K80



Hitching on tractor arms

## Technical specifications

RANGE							
<b>NORMANDIE SP 3</b>							
7000 SP3	180 Hp	56	250 mm	460x5 mm 510x5 mm 560x6 mm	7.00 m	3.00 m	6 450 Kg
8000 SP3	200 Hp	64			8.00 m		6 860 Kg
9000 SP3	250 Hp	72			9.00 m		7 270 Kg

Weight and HP for information purpose only, subject to changes according to options and ground type


# NORMANDIE SP 4

Trailed 3 section for tractors from 400 to 500 HP

The 3 section trailed **NORMANDIE** is composed of a central frame and 2 lateral frames..

The central axle (front discs and rolls) allows a better manoeuvrability on road and the headlands.

This equipment range is designed for larger fields with higher working output, up to 14 ha per hour.



**NORMANDIE SP4**







## STANDARD EQUIPMENT

- Hitching ring forged Ø 45, Ø 55, Ø 65, Ø 70 or Scharmüller K80
- Security and arms: Rabe flex
- Discs: Two 510 mm diameter notch curve mulch discs rows
- "Serial hydraulic depth control"
- Mounted axle with NOKIAN country king 650/50 - 22.5 wheels
- 3 section hydraulic folding.
- Discs bearing without maintenance
- Supporting wheels 11.5-80x15.3 (option)

## STANDARD EQUIPMENT

- Wide choice of rolls (cf p 14)










Forged hitching



Scharmüller K80

## Technical specifications

RANGE							
<b>NORMANDIE SP 4</b>							
10 000 SP4	280 ch	80	250 mm	460x5 mm	10.00 m	3.00 m	dispo SIMA 2017
12 000 SP4	310 ch	96		510x5 mm 560x6 mm	12.00 m		12 000 kg

Weight and HP for information purpose only, subject to changes according to options and ground type

# Grégoire-Besson's rear accessories

To crumble the soil

The packer choice is a key aspect during the implement purchase. It is the packer that does the finish and gives the work final aspect as agronomically as aesthetically pleasing.

GREGOIRE BESSON offers the widest range of packers on the market to adapt to your soil structure and your finish expectations.



Square bar rolls



Square bar double rolls



Impak packer



Emopak packer



Packer roller

Specifications		Square bar rolls		Square bar double rolls	Impak packer		Emopak packer	Packer roller Ø510
ROLLS USE								
Compatibility	Mounted foldable	Ø500	-	ok	Ø500	-	ok	ok
	Mounted foldable	Ø500	-	ok	Ø500	-	ok	-
	2 parts trailed	-	Ø600	ok	-	Ø650	ok	-
	3 parts trailed	-	Ø600	ok	-	Ø650	ok	-
	4 parts trailed	-	Ø600	ok	-	Ø650	-	-
Soil texture	Very flexible	-		●	-		-	●
	Flexible	●		●	-		-	●
	Medium	●		●	●		●	●
	Hard	●		●	●		●●	●●
Humidity	Dry	●		●	●		●●	●
	Medium	●		●	●		●	●
	Very wet	-		-	●		-	●●
Vocation	destruction of plants	●		●●	-		●	●
	False-seedbed	●		●	●		●●	●●
	Seedbed preparation	●		●●	●		●	●●
	wintering work	●		-	●●		●	-





## Grégoire- Besson wearing parts


Guarantee of high work output in entire serenity

**For its wearing parts, Grégoire-Besson uses the best technologies to get the best quality.**

The design and shape studies maximize every tractor's traction power as well as guaranteeing the quality of the work and penetration in soil in every conditions. Optimal use of the parts offers important savings on wearing parts.

### BEARINGS

- Bearing 100% dustproof.
- Endurance by a double row angular contact ball bearing.
- Compact



• Rolls bearing




• Disc bearing

### DISCS

**Concave discs (less curved)**

- Very sharp
- Not sticky
- Low pull power
- Ideal for high speed work
- Ideal for an uninterrupted work, even in low depth

**Disc Ø560 big notch curved**





A l'épreuve du temps

#### GRÉGOIRE-BESSON FRANCE

49230 Montfaucon / Montigné-sur-Moine  
**FRANCE**

☎ (+33) 2 41 64 72 67  
☎ (+33) 2 41 64 67 73  
✉ contactfr@gregoirebesson.fr  
🌐 fr.gregoire-besson.com

#### GRÉGOIRE-BESSON UK LIMITED

Spalding Road - Bourne - Lincs. PE10 0AU.  
**UNITED KINGDOM**

☎ +441778423787  
☎ +441778394431  
✉ enquiries@gregoire-besson.co.uk  
🌐 gregoire-besson.co.uk

#### GRÉGOIRE-BESSON GMBH

Am Rabewerk 1 - 49152 Bad Essen  
**DEUTSCHLAND**

☎ (0 54 72) 771 - 0  
☎ (0 54 72) 771 - 195  
✉ contactfr@gregoirebesson.fr  
🌐 fr.gregoire-besson.com/de

#### GRÉGOIRE-BESSON ITALIA

Via dell'industria, 9-9/A-9/B - Monte Roberto (AN)  
**ITALY**

☎ +39 0731-375970  
☎ +39 0731-375990  
✉ contact@agriway.it  
🌐 agriway.it

#### GRÉGOIRE-BESSON CANADA INC

4480, Rue Martineau - St Hyacinthe (P. Québec) - J2R 1V1  
**CANADA**

☎ (1) 450 799 56 15  
☎ (1) 450 799 56 29  
✉ info@gregoirebesson.ca  
🌐 ca.gregoire-besson.com

#### GRÉGOIRE-BESSON POLSKA Sp. z o.o.

Kowanówko | ul. Obornicka 1a - 64-600 Oborniki  
**POLSKA**

☎ 61 297 75 30  
☎ 61 297 22 62  
✉ gbesson@poczta.onet.pl  
🌐 pl.gregoire-besson.com

#### ООО «ГРЕГУАР-БЕССОН ВОСТОК»

308006, г. Белгород, ул. Корочанская 132 А,  
**RUSSIA**

☎ +7 (4722) 402-210  
☎ +7 (4722) 402-210  
✉ info@gbvostok.ru  
🌐 ru.gregoire-besson.com

#### ТОВ «ГРЕГУАР-БЕССОН УКРАЇНА»

18028, Україна, Черкаська обл., м. Черкаси, вул. Рози Люксембург, буд. 202.  
**UKRAINE**

☎ + 38 (0472) 71-28-23  
☎ + 38 (0472) 71-28-23  
✉ gregoirebesson.ua@yandex.ua  
🌐 ru.gregoire-besson.com

#### GRÉGOIRE-BESSON CHINA

法国格力格尔-贝松公司 北京代表处 | 100025北京市朝阳区延静里中街3号长信大厦220室  
**CHINA**

☎ 0086-10-65 08 06 40  
☎ 0086-10-65 08 06 41  
✉ gregoirebessonchina@126.com  
🌐 cn.gregoire-besson.com

# NORMANDIE