

RANGE **R 41** | **R 71**

MOUNTED REVERSIBLE PLOUGHS FROM 2 TO 7 FURROWS



R41 FOR TRACTORS FROM 50 TO 120 HP
R71 FOR TRACTORS FROM 80 TO 200 HP

R 41 | R 71

Mounted reversible ploughs

Reliable, simple and endurant

41 and 71 ranges have been designed for demanding farmers, who are looking for simplicity and reliability

Those ploughs are characterized by their simplicity of adjustments in the field and their endurance.



Headstock RHAD

2 tapered conical bearings with same diameter

Mechanical inclination adjustment

Bolted cross shaft (various models available)

- **RHAD 100** on range R 41
Ø100 mm shaft
- **RHAD 115** on range R 71
Ø115 mm shaft

Headstock RHAS

Same design than RHAD with reinforced structure :

- Thicker sections
- Welded cross shaft

RHAS 100 on R 41 (option)

- Ø100 mm shaft

RHAS 115 standard on range R 71 from 5 body (fixed frame)

- Ø115 mm shaft



Slotted and inclined top link holes



Bolted pins



Working width adjustment

5 working width :
• 12-14-16-18-20"

Multi-position element support bracket mounted on socket / spacer

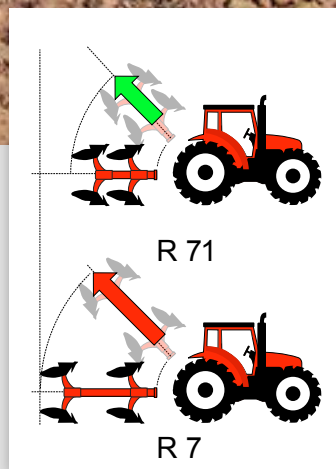
spacer welded inside the frame to:

- Controlled tightening
- Prevents damaging the bolt
- Simple and quick adjustment



Headstock-to-frame linkage


- Mechanical independant front furrow adjustment or hydraulic
- Mechanical or hydraulic (option) adjustment of alignment (recommanded from 5 furrows)



Compact design

Direct link = first furrow close to the tractor

- Plough easier to lift
- Plough easier to return



Beam

- Doubled and modular = possibility of a furrow on the back
- Doubled up before the penultimate furrow
- Pivot point bushed and greasable

R 41

Plough from **2 to 5 body** | Reversible mounted plough
Simple, compact and economic

RANGE R 41

R 41 range is characterized per its simple design = simple and a quick settings.

The settings of the mechanical working width allows to adapt the plough to any needs or conditions

This plough is recommended for middle size tractors.

Wheels center to center : 1.35-1.40m










R 41 :

- from 2 to 5 bodies
- bolted elements
- blot safety device **C, B** or non stop Hydraulic **Y**
- Beam of 120x120 mm doubled
- heastock Ø 100 mm

For tractors from **50 to 120 Hp**



Specifications

								
R 41								
50 Hp	100 mm	120x120 mm	2	160 cm or 170 cm	C, B, Y	90 cm ► 100 cm ►	11" to 20" 12" to 22"	870 Kg
80 Hp			3					1 160 Kg
100 Hp			4					1 450 Kg
120 Hp			5					1 740 Kg

Weights and HP requirements only indicative, subject to variations following options and type of soil.
Between furrow : 90cm | safety device B | Headstock RHAD 100 | depth wheel RJR 200x14.5
Body B2 16" C16S | mixed skimmer

**Simple
Compact
Economic**



R 71

Plough from **3 to 7 bodies** | mounted reversible plough
Simple, compact and reliable

RANGE R 71

R 71 range is characterized per its simple design = simple and a quick settings.

The settings of the mechanical working width allows to adapt the plough to any needs or conditions.

This plough is recommended for wheel tractors working in the furrow.












R 71 :

- from 3 to 6 body (7 with safety device C)
- Bolted elements
- Bolt safety device **C, B** our non stop Hydraulic **Y, Z**
- Frame 150×150 mm doubled
- Ø 115 mm

For tractors from 80 to 200 Hp



Specifications

								
R 71								
80 Hp	Ø115 mm Ø140 mm with headstock RH140 (in option)	150×150 mm	3	170 cm or 180 cm	C, B, Y, Z			1 260 Kg
120 Hp			4					1 560 Kg
150 Hp			5					1 860 Kg
180 Hp			6					2 160 Kg
200 Hp			7		C			2 300 Kg

Weights and HP requirements only indicative, subject to variations following options and type of soil.
Between furrow : 90cm | safety device B | headstock RHAS 115 | depth wheel RTTL 92 10/75 - 12

Simple Reliable Compact

RANGE **R 71**

with headstock
RH 140

R 71 range is now available in option with last RH140 headstock generation.

This technology makes possible to offer confort and safety.



Headstock RH 140 :

- Ø 140 mm shaft
- Welded construction
- Hydraulic inclination adjustment
- Shock absorber on top link (option)
- Hydraulic locking during transport (option)



GRÉGOIRE-BESSON SAFETY DEVICES

Hard conditions

SAFETY DEVICE TYPE C



Shearbolt

- Light safety device, for use in easy soil conditions
- Available on range RCW6 to 6-furrows, and on range RCW8 and HRCW8 to 7-furrows


SAFETY DEVICE TYPE B



Shearbolt protection

- A two point breaking bolt
- One-piece element : prevents from loosening
- Choice of shearbolt strength (90 or 130 kg)


SAFETY DEVICE TYPE Y



Gregoire-Besson exclusivity

- Mounted on 4 independent ball bearings allowing both vertical and lateral movement
- Articulation axle assembled with grease fitting
- Mounted on double linking rods, ground clearance: 85 cm
- Point pressure capacity up to 1700 Kg

AUTO-RESET HYDRAULIC SAFETY DEVICE Z



For very hard conditions

Same basic characteristics as protection device Y

- Point pressure capacity up to 1900 Kg
- Reinforced ball bearing support
- Ground clearance: 70 cm



GENUINE GRÉGOIRE-BESSON WEARING PARTS

The simplest way to achieve high output

For its wearing parts, Gregoire-Besson uses the best technologies to reach higher quality.

Parts are designed to be easy to pull, long-lasting, to ensure penetration and lead to top-of-the-range ploughing.

Genuine Gregoire-Besson wearing parts : use what you have paid for!

Example : Genuine Gregoire-Besson 3-holes point : "2 Kg purchase, 400g junk, 80% used !"

REINFORCED SHARE / CARBIDE

Genuine reinforced share allowing ploughing with where appropriate



REVERSIBLE LANDSIDE

4 positions for an optimal use

Wearing plate to improve landside long-lasting



3-HOLES POINT / CARBIDE

4 positions for a material optimal use (specific to Gregoire-Besson)

Easy to pull and less aggressive, the point is well adapted to stony conditions



SELF-SHARPENING BAR POINT

- ø 35 x 35 mm as standard equipment
- Adjustable and reversible
- Makes it possible for the point to penetrate into the soil deeply, independently from the share



MOULDBOARDS

Large choice to suit all conditions.

Short or long, plain or slatted, helicoidal or cylindrical



Cylindrical mouldboard



Helicoidal mouldboard



Slatted mouldboard



Plastic mouldboard

SKIMMERS

To choose according to the quantity of plant residues to be ploughed in.



Maize skimmer



mixed skimmer



Pasture skimmer



Universal skimmer

GRÉGOIRE-BESSON DEPTH WHEELS

A full range

Choosing a depth wheel

Gregoire-Besson has developed a full range of depth wheels to meet all required needs and enable the use of the mounted reversible ploughs in all conditions.

The choice of a depth wheel may be done in function of :

its position

- lateral = minimal offset
- rear = optimal load transfer

its function

- depth control
- depth control and transport

	Depth control	Combined d. control + transport
mechanical lateral	RJL*	-
	RT 10	RTT 10
hydraulic Lateral	RTRH	RCRH
Rear	RJR *	-

* Transport in option



RJL



AVAILABLE ON RANGE :
R 41 | R71

TYRES :
10 / 75 - 12
320 x 60 - 12 (R71)
13 / 55 x 16 (R71)

RJR



AVAILABLE ON RANGE :
R 41 | R 71

TYRES :
10 / 75 - 12
320 x 60 - 12 (R71)

RTTA 92 / RTTL 92



AVAILABLE ON RANGE :
R 41

TYRES :
200 x 14,5
10,0 / 75 - 12

RCRH / RTRH



AVAILABLE ON RANGE :
R 71

TYRES :
10 / 75 - 12
320 x 60 - 12
130 / 55 x 16

RT 10 | RTT 10



AVAILABLE ON RANGE :
R 71

TYRES :
11.5 / 80 x 15.3
13 / 55 x 16

TRANSPORT KIT (IN OPTION)



AVAILABLE ON RANGE :
R 41 | R 71

TYRES :
10 / 75 - 12
320 x 60 - 12



A l'épreuve du temps

GRÉGOIRE-BESSON FRANCE

49230 Montfaucon / Montigné-sur-Moine

FRANCE

☎ (+33) 2 41 64 72 67

☎ (+33) 2 41 64 67 73

@ contactfr@gregoirebesson.fr

🌐 fr.gregoire-besson.com

GRÉGOIRE-BESSON UK LIMITED

Spalding Road - Bourne - Lincs. PE10 0AU.

UNITED KINGDOM

☎ +441778423787

☎ +441778394431

@ enquiries@gregoire-besson.co.uk

🌐 gregoire-besson.co.uk

GRÉGOIRE-BESSON GMBH

Am Rabewerk 1 - 49152 Bad Essen

DEUTSCHLAND

☎ (0 54 72) 771 - 0

☎ (0 54 72) 771 - 195

@ contactfr@gregoirebesson.fr

🌐 fr.gregoire-besson.com/de

GRÉGOIRE-BESSON ITALIA

Via dell'industria, 9-9/A-9/B - Monte Roberto (AN)

ITALY

☎ +39 0731-375970

☎ +39 0731-375990

@ contact@agriway.it

🌐 agriway.it

GRÉGOIRE-BESSON CANADA INC

4480, Rue Martineau - St Hyacinthe (P. Québec) - J2R 1V1

CANADA

☎ (1) 450 799 56 15

☎ (1) 450 799 56 29

@ info@gregoirebesson.ca

🌐 ca.gregoire-besson.com

GRÉGOIRE-BESSON POLSKA Sp. z o.o.

Kowanówko | ul. Obornicka 1a - 64-600 Oborniki

POLSKA

☎ 61 297 75 30

☎ 61 297 22 62

@ gbesson@poczta.onet.pl

🌐 pl.gregoire-besson.com

ООО «ГРЕГУАР-БЕССОН ВОСТОК»

308006, г. Белгород, ул. Корочанская 132 А,

RUSSIA

☎ +7 (4722) 402-210

☎ +7 (4722) 402-210

@ info@gbvostok.ru

🌐 ru.gregoire-besson.com

ТОВ «ГРЕГУАР-БЕССОН УКРАЇНА»

18028, Україна, Черкаська обл., м. Черкаси, вул. Рози Люксембург, буд. 202.

UKRAINE

☎ + 38 (0472) 71-28-23

☎ + 38 (0472) 71-28-23

@ gregoirebesson.ua@yandex.ua

🌐 ru.gregoire-besson.com

GRÉGOIRE-BESSON CHINA

法国格力格爾-貝松公司 北京代表处 | 100025北京市朝阳区延静里中街3号长信大厦220室

CHINA

☎ 0086-10-65 08 06 40

☎ 0086-10-65 08 06 41

@ gregoirebessonchina@126.com

🌐 cn.gregoire-besson.com