

NUTRI-PLACER 920 & 2800 FERTILIZER APPLICATORS



# NUTRI-PLACER<sup>®</sup> 920 & 2800

FERTILIZER APPLICATORS











# NUTRI-PLACER 920 & 2800 FERTILIZER APPLICATORS

2 Models | Working Widths from 17.5–60 ft. | 850–2,050 gal. Tank Capacity.

DESIGNED TO IMPROVE THE PRODUCTIVITY OF EVERY PASS.

## RIGHT PLACE, RIGHT TIME. MAXIMUM NUTRIENT AVAILABILITY.

Being in the right place at the right time has many advantages. This is especially true when it comes to nitrogen application. A sub-surfaced application of nitrogen that is timed to match the needs of your crop maximizes nutrient availability. Case IH fertilizer application equipment is agronomically designed to increase nutrient uptake and precisely cover more acres with better accuracy. Nitrogen is placed directly in the root zone, where plants can feed on it through their life cycle, boosting yields and profit potential.

## NUTRI-PLACER 920 & 2800 FERTILIZER APPLICATORS

Agronomic Design . . . . .	4–5
Nutri-Placer 920 . . . . .	6–7
Nutri-Placer 2800 . . . . .	8–9
Knives/Injectors . . . . .	10–11
Productivity . . . . .	12–13
Product Specifications . . . . .	14–15



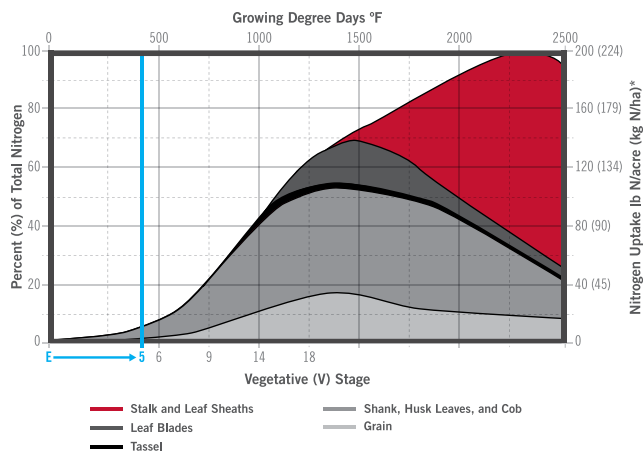
# INCREASE YOUR RETURN WITH CASE IH NUTRI-PLACER APPLICATORS.

A single nitrogen application prior to or during planting means the nitrogen has to wait until it is needed, creating an expanding window for potential loss. Proper nitrogen placement applied when the plant needs it makes the most effective use of your fertilizer. It minimizes risks and provides you optimal yield potential and return on your investment.



## RIGHT TIME.

In the early stages of plant growth, only small amounts of nitrogen may be required, and by the time your plants are ready for larger doses, the nitrogen in the soil may be lost. Side-dressing injects liquid fertilizer between crop rows after emergence to feed your plants during critical growth stages. Applications that are made between emergence and V5 allow you to have nitrogen in place right when the plant needs it the most.



## RIGHT PLACE.

Nitrogen that is tied up in soil residue, lost to volatilization, denitrification, leaching or run-off does not benefit your plants. A side-dress application of fertilizer addresses those problems, and bands much needed nitrogen in the soil, increasing nutrient uptake availability to your plants.

It also reduces nutrient runoff and associated water contamination as well. Placing a UAN solution in the root zone where plants can feed on it through their life cycle can boost your yields and your profit potential. And in those seasons where there is early season nitrogen loss, it can really pay off.

## 4R NUTRIENT STEWARDSHIP PARTNER.

At Case IH, our mission is to be the preferred partner in bringing innovative products and market leading agricultural solutions and services to our customers around the world. Case IH nutrient management systems like the 920 and 2800 Nutri-Placer applicators embody the 4R approach to nutrient stewardship:

- Apply the **right fertilizer** source at the
- **Right rate**, at the
- **Right time** and in the
- **Right place**

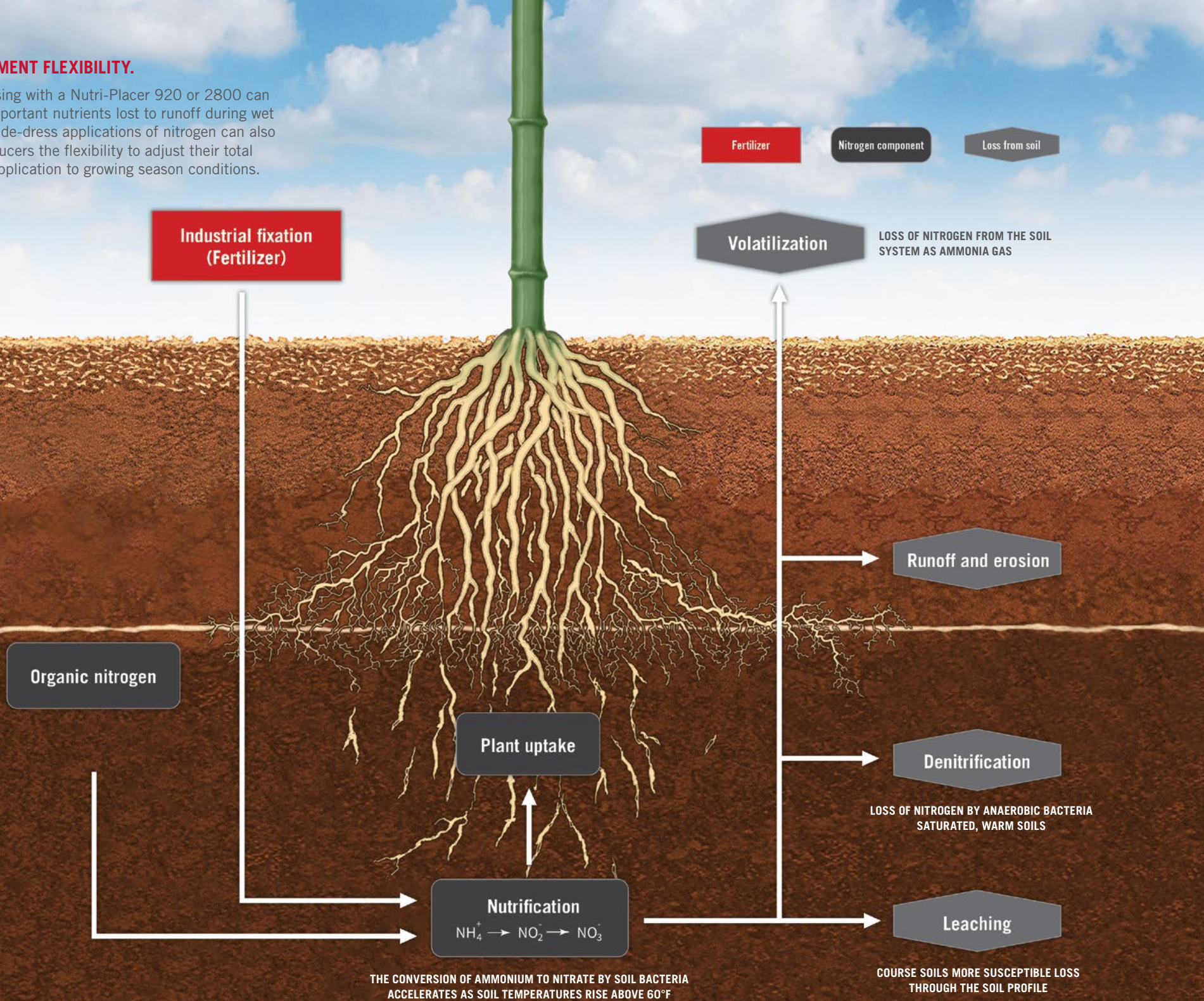
Graph and data obtained from Iowa State University Extension, document PMR 1009.

\*Quantity of nitrogen, lb./acre and kg/ha, can vary from values shown due primarily to management and environment.



## MANAGEMENT FLEXIBILITY.

Side-dressing with a Nutri-Placer 920 or 2800 can replace important nutrients lost to runoff during wet springs. Side-dress applications of nitrogen can also allow producers the flexibility to adjust their total nitrogen application to growing season conditions.





# NUTRI-PLACER 920: BUILT FOR BIG ACRES.

The Case IH Nutri-Placer 920 features an award winning, innovative design that is built for productivity. Whether it is the exclusive X-wing fold that allows easier movement from field to field or the commercial quality frame, control systems and attachments, the Nutri-Placer 920 is built to cover more acres per day.



\* Recognition of the year's top 50 most innovative new agricultural products.



## PRECISE FERTILIZER PLACEMENT.

The Nutri-Placer 920 provides seven degrees of down-flex and unlimited up-flex to allow the applicator frame to follow ground contours. The applicator frame is mounted to parallel arms, so the toolbar remains perfectly level during lifting and lowering for more accurate and consistent application.



## CAPACITY AND CONTROL.

A hydraulic driven centrifugal pump on the Nutri-Placer 920 delivers up to 212 gallons per minute of capacity to meet the needs of high rate requirements. Case IH ISOBUS section and rate control technology interface with the Nutri-Placer so operators can vary the rate or control the 5 sections manually or based on prescription maps.



## EASY TRANSPORT & MANEUVERABILITY.

The unique 920 X-fold frame design, with hydraulic wings, allows for a narrow transport width of 16 feet 8 inches and a low transport height of 13 feet 4 inches. A narrow hitch system means you can make tight turns easily.

## ACCURACY BUILT IN.

The active hydraulic system provides hydraulic pressure to the wing fold cylinders to increase the penetrating ability of the coulters and to maintain uniform depth and accurate fertilizer placement over a wide range of field conditions.

## PRODUCTIVITY & FLEXIBILITY.

The Nutri-Placer 920 is available in either 23 or 25 coulters configurations on 30" spacing to match 24-row planters. The outer wings of the Nutri-Placer 920 can also be folded to 17 coulters to match 16-row planters.





■ **TANK OPTIONS TO FIT YOUR NEEDS.**

Two tank options are available for the Nutri-Placer 920: 1,650 gallon or 2,050 gallon. The tanks on all Nutri-Placer applicators are mounted lengthwise for better rearward visibility and applicator stability.

■ **OPERATOR CONVENIENCE.**

The Nutri-Placer 920 features a 3-inch rear-fill valve that is easy to reach and away from electronics. A vented tank lid allows faster filling while protecting the tank from air pressure damage during emptying or filling.



# NUTRI-PLACER 2800: COMMERCIAL QUALITY IN AN ECONOMICAL PACKAGE.

The Nutri-Placer 2800 models provide equal quality and many of the same features that are found on the Nutri-Placer 920, but in a smaller package. These versatile applicators are available in a range of sizes from 17.5 ft. – 37.5 ft. working width. Its intelligent design is constructed for convenience, productivity and durability to meet the specific demands of your operation.

TANK MODEL	ROW SPACINGS			
	30"	36"	38"	40"
850 Gal. (3218 L) with Adj. Axle	✓	✓	✓	✓
850 Gal. (3218 L) with Fixed Axle	✓			
1,000 Gal. (3785 L)	✓			
1,300 Gal. (4921 L)	✓	✓	✓	✓

## ■ MORE OPTIONS, MORE VERSATILITY.

The Nutri-Placer 2800 is available in two different chassis configurations, three tank sizes, adjustable or fixed axles and your choice of either a ground driven piston pump or a hydraulic pump with optional Case IH ISOBUS section and rate control technology.

## ■ THREE TANK SIZES.

Choose the size that is best for you: 850, 1,000 or 1,300 gallons. The tanks are centered over the axle to provide consistent weight on the tongue whether the tank is loaded or empty. The tank fill plumbing is conveniently located at the rear of the applicator.

## ■ EASE OF USE.


The active hydraulic system (1,300 gallon tank version only) provides 1,000 psi of hydraulic down force on the wing cylinder to keep coulters at the desired operating depth across the full width of the applicator. Pin-adjust gauge wheels allow for quick and easy wing depth adjustment to match the center section operating depth.



16-row, 1,300 gallon tank



SPECIFICATIONS	850 GALLON	1,000 GALLON	1,300 GALLON
Row Spacing	30, 36, 38 and 40 in. (76, 91, 97 and 102 cm)	30 in. (76 cm)	30, 36, 38 and 40 in. (76, 91, 97 and 102 cm)
Working Width	17.5 ft. (5.3 m), 22.5 ft. (6.9 m), and 27.5 ft. (8.4 m)		27.5 ft. (8.4 m) and 37.5 ft. (11.4)
Transport Height	9 ft. 8 in. (3.0 m)		13 ft. (4.0 m)
Transport Width	12 ft. 4 in. (3.8 m)		12 ft. 6 in. (3.8 m)
Tires	14 L-16.1, 12 PR - 8 bolt	320/85 R38 - 8 bolt	420/80 R46 - 10 bolt
Wheel Spacing	Adjustable: 62, 72, 76 and 80 in. (157, 183, 193, and 203 cm) or Fixed: 120 in. (305 cm)	Fixed: 120 in. (305 cm)	Adjustable: 120, 144, and 156 in. (305, 366, and 396 cm)
Tongue Weight	< 1,000 lb. (454 kg) with 7 coulter; < 1,200 lb. (544 kg) with 11 coulter		< 2,500 lb. (1 134 kg) with 15 coulter
Depth Control	NA		Mechanical with active hydraulic down pressure



#### ■ EASY TRANSPORT & MANEUVERABILITY.

For better visibility during transport, the tank is mounted lengthwise and the coultter bar and ground drive system are mounted in front of the tank. The parallel linkage system raises and lowers the coultter bar while the tank remains stationary. The coultter assembly stays perpendicular when the bar is raised.

The applicator follows ground contours up to 6 degrees down and 20 degrees up, providing extra clearance on turns and greater flexibility when operating in the field. The wings raise slightly when making end-row turns for additional clearance.







# AGRONOMICALLY DESIGNED ATTACHMENTS DELIVER FERTILIZER AT THE RIGHT TIME IN THE RIGHT PLACE.

Delivering nutrients to your crop at the right time and in the right place is the name of the game. High quality ground engaging components are critical to your success. To accurately deliver nutrients to the root zone, with speed and efficiency, only the best will do. Case IH has agronomically designed coulters that are available with either a high pressure injector or a liquid knife to provide a uniform sub-surface band of nutrients right when and where they are needed. As an added benefit, the rugged Case IH coulters are designed to meet the high productivity demands of custom applicators and large producers.



## COULTERS.

- Spring loaded 20 in., rippled coulters rotate independently 20 degrees in either direction to easily follow row contours.
- Coulters can be used for either high pressure injectors or liquid knives—whichever best fits your operation
- The ¾ in. x 3 in. steel coulters and attachment support provides strength, durability and insures the injectors or knives maintain proper position for accurate delivery of nutrients to root zone

## HIGH PRESSURE INJECTORS.

- Adjustable stainless steel, high pressure injector releases product several inches above ground.
- A straight stream tip located at the bottom of the injector provides a uniform, high pressure, stream of fertilizer into the narrow slot provided by the rippled coulters
- Typical application pressures range from 40–90 psi. Pressure is set by selecting the appropriate straight stream tip for desired fertilizer rate and speed of application

## LIQUID KNIFE OPTION.

- Adjustable ¼ in. cast chromium carbide knife follows closely in the narrow slot formed by the coulters.
- Fertilizer is released into the bottom of the furrow through a tube attached to the back of the knife
- Carbide knife can easily be adjusted side-to-side to keep aligned behind the coulters and minimize soil disturbance
- A set screw keeps the knife positioned close to the coulters to prevent any residue build-up between the coulters and knife
- The liquid knife is typically run at a lower system pressure than the injector system

## HYDRAULIC DRIVEN CENTRIFUGAL PUMP.

- An optional Hypro® hydraulic motor-driven centrifugal pump provides the needed product flow to the application control system.
- Nutri-Placer 920 and the 1,300 gallon Nutri-Placer 2800: has a 2-inch inlet and a 1 ½-inch outlet that provides an output range from 212 GPM @ 17 GPM of hydraulic flow and 40 PSI of liquid fertilizer pressure to 162 GPM @ 17 GPM of hydraulic flow and 100 PSI of liquid fertilizer pressure
- The 850/1000 gallon Nutri-Placer 2800 pump has a 1 ½-inch inlet and a 1 ¼-inch outlet that provides an output range from 109 GPM at 13 GPM of hydraulic flow and 40 PSI of liquid fertilizer pressure to 73 GPM at 13 GPM of hydraulic flow and 100 PSI of liquid fertilizer pressure



# DESIGNED TO FIT THE WAY YOU FARM.

Case IH 920 and 2800 fertilizer applicators are agronomically designed to increase nutrient uptake and precisely cover more acres with better accuracy. They are built tough to work in a wide range of soil types and conditions. And, they fit the needs of both custom applicators and large acreage farms. That's why Case IH fertilizer application equipment is the choice of professionals like you.



## CLEAN WATER STORAGE TANK.

An 8-gallon clean water wash tank is located near the product fill area for convenient hand washing and rinsing after filling (2800/1,300 gal. and 920 models).



## STABILITY DELIVERS EASE OF USE.

For better visibility, the tank is mounted lengthwise and the coulter bar and ground drive system are mounted in front of the tank. The parallel linkage system raises and lowers the coulter bar while the tank remains stationary. The coulter assembly stays perpendicular when the bar is raised; no individual coulter depth adjustment is needed.


Consistent tongue weight is critical for smooth and consistent operation. Case IH Nutri-Placers have constant and consistent tongue weight, whether the tank is empty or full, because the tanks are centered directly over the wheels.



## BUILT TO LAST.

The Nutri-Placer 920 and 2800 are equipped with heavy duty hubs and spindles for years of durable use. Frames and tool bars are built to last. For example, on the 2800 with 1,300 gal. tank, the 4×8 in. frame and hitch tubing combined with two ranks of 4×6 in. tubing with diagonal bracing add strength and durability to the toolbar. (Model 2800 shown above.)





SECTION CONTROL VALVES

ELECTRONIC RATE CONTROL  
SERVO VALVE (STD VALVE)

RATE MONITORING FLOWMETER (60P)

### SECTION AND RATE CONTROL.

Optional factory-supplied application controls are available for the Nutri-Placer 2800 and 920 fertilizer applicators. Whether using ISOBUS section and rate control or a basic field computer, this accurate and reliable system provides:

- Manual or automatic section control (overlap and boundary control).
- Manual or automatic (prescription) control of application rates.
- As-applied mapping of applied product.

The application control components are shown above.

### PRECISION COMPONENTS THAT MATCH THE WAY YOU FARM.

With the AFS Pro 700 display, you benefit from added capabilities with minimal complexity. It's your one-stop shop for total machine and implement control. Key features of the AFS Pro 700 display:

- Easy to read in daylight and adjusts for night visibility.
- Features one of the largest screens in the industry in a lighter, thinner package, with significant computing power.
- A single display provides control functionality and simple integration for not only ISOBUS control for Nutri-Placers and third party-controlled implements, but also for:
  - Tractors with AccuGuide™ autoguidance
  - Early Riser® planters
  - Precision Disk™ air drills and Precision Air™ carts
  - LB series large square balers
  - ISOBUS compliant implements





SPECIFICATIONS	NUTRI-PLAGER 920 PULL-TYPE APPLICATOR	
CONFIGURATIONS	1,650 GALLON (6 246 L) POLY TANK	2,050 GALLON (7 760 L) POLY TANK
Row Spacing (see table on page 8)	30 in. (76 cm)	
Number of Coulters	23 or 25	
Tank Capacity	1,650 gal. (6 246 L) poly tank	2,050 gal. (7 760 L) poly tank
Fold Type	Hydraulic X-fold	
Transport Height	13 ft. 4 in. (4.1 m)	
Transport Width	16 ft. 8 in. (5.1 m)	
Wing Flex	7° down and unlimited up	
Tire Size (Standard / Optional)	420/80R46 / 380/90R46 LI159	380/90R46 LI149 duals on 120 and 180 in. centers / 420/80R46 single on 120 in. centers
Wheel Spacing	120 in. (3 m) on singles; 120 in. (3 m) & 180 in. (4.6 m) on duals	
Gauge Wheels	Qty. 4 - 20.5 × 8 pin adjust	
Pull-Frame Tubing	Double 4 in. × 8 in.	
Coulter Frame Tubing	Double 4 × 7 mainframe and 4 × 6 inner-wing frame with diagonal bracing, single 4 × 6 on outer wing frame	
Row Unit	20 in. coulters w/ injectors or knives	
Wash Tank Capacity	8 gal. (30.3 L)	
Weight (Empty)	16,390 lb. (7 434 kg)	
Tongue Weight	6,310 lb. (2 862 kg)	
Minimum HP Requirement	200 HP engine or higher	
Options	Hydraulic driven pump / section control	



SPECIFICATIONS	NUTRI-PLACER 2800 PULL-TYPE APPLICATOR	
CONFIGURATIONS	850 OR 1,000 GALLON (3218 OR 3785 L) 12-ROW	1,300 GALLON (4921 L) 16-ROW
Row Spacing (see table on page 8)	850: 30, 36, 38 and 40 in. (76, 91, 97 and 102 cm) / 1,000: 30 in. (76 cm)	1,300: 30, 36, 38 and 40 in. (76, 91, 97 and 102 cm)
Number of Coulters	7, 9, 11, 13 or 15	
Tank Capacity	850 gal. (3 218 L) / 1,000 gal. (3 785 L)	1,300 gal. (4 921 L)
Fold Type	Over center	
Transport Height	9 ft. 8 in. (3.0 m)	13 ft. (4.0 m)
Transport Width	12 ft. 4 in. (3.8 m)	12 ft. 6 in. (3.8 m)
Wing Flex	NA	Up to 6° down and 20° up
Tire Size (Standard / Optional)	850 – 14 L-16.1, 12 PR – 8 bolt / 1,000 – 320/85 R38 – 8 bolt	420/80 R46 – 10 bolt / NA
Wheel Spacing	850 – Adjustable: 62, 72, 76 and 80 in. (157, 183, 193, and 203 cm), Fixed: 120 in. (305 cm) / 1,000 – Fixed: 120 in. (305 cm)	Adjustable: 120, 144, and 156 in. (305, 366, and 396 cm)
Gauge Wheels	NA	20.5 × 8 pin adjust
Frame Tubing	4 × 4 in. (10 × 10 cm)	4 × 8 in. (10 × 20 cm)
Coulter Frame Tubing	Dual rank mainframe and inner wing: 4 × 4 in. (10 × 10 cm) tubing	Dual rank mainframe and inner wing: 4 × 6 in. (10 × 15 cm) tubing
Row Unit	20 in. coulters with injectors or knives	
Wash Tank Capacity	NA	8 gal. (30.3 L)
Weight (Empty)	850 – 4,600 lb. (2 087 kg) / 1,000 – 5,250 lb. ( 2 382 kg)	10,100 lb. (4 581 kg)
Tongue Weight	< 1,000 lb. (454 kg) with 7 coulters < 1,200 lb. (544 kg) with 11 coulters	< 2,500 lb. (1 134 kg) with 15 coulters
Minimum HP Requirement	100 HP or higher	140 HP or higher
Options	Hydraulic driven pump / section control	





SAFETY NEVER HURTS!<sup>TM</sup> Always read the Operators Manual before operating any equipment. Inspect equipment before using it, and be sure it is operating properly. Follow the product safety signs, and use any safety features provided. CNH Industrial America LLC reserves the right to make improvements in design and changes in specifications at any time without notice and without incurring any obligation to install them on units previously sold. Specifications, descriptions and illustrative material herein are as accurate as known at time of publication, but are subject to change without notice. Availability of some models and equipment builds varies according to the country in which the equipment is used.

©2019 CNH Industrial America LLC. All rights reserved. Case IH is a trademark registered in the United States and many other countries, owned by or licensed to CNH Industrial N.V., its subsidiaries or affiliates. Any trademarks referred to herein, in association with goods and/or services of companies other than CNH Industrial America LLC, are the property of those respective companies. Printed in U.S.A. [www.caseih.com](http://www.caseih.com) CIH19080703