

High-Speed Tillage

# INTERCEPTOR® 8050



[www.KuhnNorthAmerica.com](http://www.KuhnNorthAmerica.com)



Invest in Quality®





### AGGRESSIVE, HIGH-SPEED TILLAGE

Complete your tillage more quickly and efficiently. A high-speed tillage pass with the Interceptor® 8050 can control stubborn, chemical-resistant weed growth in the spring while providing an exceptional planting seedbed. In the fall, the Interceptor 8050 sizes and incorporates high levels of residue. Featuring new, independently mounted Excalibur® CT (Conservation Tillage) 32-flute, shallow concavity blades, adjustable, center mounted tines and the proven Star Wheel™ treaders with 24/7® finishing attachments, the Interceptor delivers a consistent, uniform field finish.

The Interceptor 8050 provides a level surface for accurate seeding, a must for growers who prefer a high-speed tillage product with a more aggressive nature. For use in both fall and spring application, the Interceptor increases productivity by reducing additional tillage passes prior to planting. Adjustable, constant-flow hydraulic wing down pressure and “single-point” depth control allow the Interceptor to maintain consistent soil penetration across the working width, while operating at higher field speeds: a first step toward accurate planter seed placement.

## INTERCEPTOR® 8050 in brief

Models	Working Width	Number of Blades	Weight (lbs / kg)
8050-20	20' / 6.1 m	54	18,407 / 8 349
8050-25	25' / 7.6 m	66	21,885 / 9 927
8050-30	30' / 9.1 m	78	25,200 / 11 431



### EXCALIBUR® CT BLADES


North American agronomy practices, like increased seeding rates, GMO hybrids and even varying soil moisture conditions, must be reliably managed. The Interceptor's extended depth-of-frame design provides ample distance for residue and soil flow between two parallel rows of 22-inch diameter, 32-flute Excalibur CT shallow concavity blades on 9-inch spacing. Each blade assembly is individually mounted on a compound angle with 6-bolt hubs and configured into a tandem design. The tandem configuration provides a consistent and uniform line of draft for high-speed implement tracking. This tandem design also contributes to a more uniform distribution of soil and residue versus competitive “offset disc” designs that can move residue and soil in a single direction.

### ANGLE OF ATTACK

Compound blade angles have been developed and incorporated to provide optimum soil penetration without applying excessive backside blade pressure to the soil. Ample fore-to-aft space exists between the front and rear rows of blades to allow high-speed soil and residue flow to settle before contacting the rear row of blades. Heavy soil and residue flow from the front blades of close-coupled competitive designs can potentially slow or stall the rotation of the rear blades, causing a “plug” or unevenness in the finished seedbed.



## CENTER MOUNTED TINES



Center mounted HD tines, incorporated into the frame area immediately behind the first rank of Excalibur® CT blades, maintain full contact with the soil surface to initiate residue redistribution and soil leveling. The single row of 5/8" diameter x 30" length x 12" spaced tines feature adjustable angles to force residue and soil flow from the front blades downward, settling loose material before contacting the rear row of blades and finishing attachment.

## 24/7® FINISHING ATTACHMENTS



### STAR WHEEL TREADERS WITH 24/7® REEL

Star Wheel™ treader gangs mounted on 6 degree angles level the seedbed and size clods, while mixing and anchoring residue into the loose soil. Constant-flow hydraulic down-pressure on the Star Wheel treaders maintain even working pressure across a varying field surface, resulting in a consistent, uniform finish.

### 24/7® HD TINES

This 3-row tine harrow with 5/8" x 30" tines on 12" spacing with adjustable tine bar angles is well suited for lighter residue or drier soil conditions, where the primary function is to position the cut residue parallel to the field surface.

### 24/7® HD DOUBLE REEL

Offered in round bar, flat bar or combination, the HD double reel attachment utilizes reel speed to size larger clods and level the final seedbed. Each reel section has adjustable mechanical down-pressure and with hydraulic raise/lower function to extend the operating window.


## MAINTENANCE-FREE BEARINGS



Excalibur® CT bearing



Star Wheel™ treader bearing



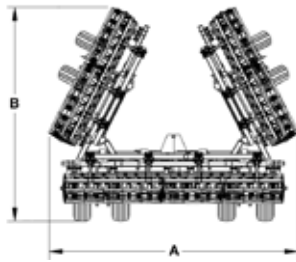
24/7® reel bearing



Spherical pivot bearing

- No daily grease maintenance required for the maintenance free bearings, incorporated into the Excalibur® CT gang assemblies, Star Wheel™ treaders and 24/7® conditioning reels
- Spherical pivot bearing for each walking beam assembly requires no grease
- Rocker lift pivots and wing hinge points require no grease maintenance





8050-20 to 8050-30

### Model Specifications

MODELS	8050-20	8050-25	8050-30
<b>Specifications</b>			
A Transport Width <sup>1</sup>	13'5" / 4.1 m	12'11" / 3.9 m	16'5" / 5.0 m
B Transport Height <sup>1</sup>	11'5" / 3.5 m	13'5" / 4.1 m	14'1" / 4.3 m
Cut Width	20' / 6.1 m	25' / 7.6 m	30' / 9.1m
RTK Working Width	19' / 5.8 m	24' / 7.3 m	29' / 8.8 m
Weight (lbs / kg) <sup>1</sup>	18,407 / 8 349	21,885 / 9 927	25,200 / 11 431
Number of Blades	54	66	78
Blade Spacing	9" / 22.9		

### Standard Equipment

- Hitch	CAT IV Articulating Ball Cast Hitch 2" Pin Hole		
- Tongue Type	Adjustable Level-Lift Tongue with Mechanical Fore-Aft Leveling		
- Hydraulics	Cylinders with Royal Plate Plus®, Color Coded Hydraulic Hose Grips, All Hydraulic Hoses		
- Depth Control	Single-Point Hydraulic		
- Transport Locks and Safety	Hydraulic Valves, Lift and Wing Fold, High Visibility LED Lighting, SMV Sign		
- Bearing Arms	Compound Angle with Isolator Torsion Cord; Individual Mount with Maintenance-Free, Angular Contact Bearing; 6-Bolt Hub for Blade		
- Blades	Excalibur® CT Blades, 22" Diameter, 5mm, 32 Flute, Shallow Concavity		
- Center Frame HD Tine Bar	Single Row Adjustable Angle Tine Bar with 5/8" x 30" Tines on 12" Spacing		
- Wing Gauge Wheels	(1) 240/80 R15 Per Wing, Adjustable, Front-Mounted, Pivoting Wing Gauge Wheel		
- Wheels (Center Section)	(4) 340/60 R16.5 Tires, Walking Beams with Slip-In Spindles, Maintenance-Free Spherical Pivot Bearings, 8-Bolt Heavy-Duty Hubs	(4) 380/55 x 16.5 Tires, Walking Beams with Slip-In Spindles, Maintenance-Free Spherical Pivot Bearings, 8-Bolt Heavy-Duty Hubs	
- Wheels (Wings)	(2) 280/70 R15 Metric Tires per Wing, Walking Beams with Slip-In Spindles, Maintenance-Free Spherical Pivot Bearings, 6-Bolt Heavy-Duty Hubs		
- Finishing Attachments	<ul style="list-style-type: none"> <li>Star Wheel™ Gangs Mounted on 6 Degree Angles with Hydraulic Constant-Flow 24/7® Heavy-Duty Round or Heavy-Duty Flat Bar Reel Featuring PEER® TILLXTREME™ Maintenance-Free Bearing</li> <li>Heavy-Duty 24/7® 3-Row Tine, 5/8 x 30 tines, 12" Spacing Adjustable Tine Bar Angles, 14" Spacing</li> <li>Dual Heavy-Duty 24/7® Round Rod Reel, Flat Bar Reel or Combination Round Rod/Flat Bar Reel with Hydraulics</li> </ul>		

### Operating Information

Recommended Maximum Working Depth	5" / 13 cm
Tractor Power Range <sup>2</sup>	13 - 17 PTO Horsepower per Foot
Recommended Speed of Operation	8 - 10 mph / 12 - 16 km/h (Rocky Conditions: 6 - 8 mph / 9 - 13 km/h)

<sup>1</sup> Approximate transport width, height and weight shown with optional finishing attachments.  
<sup>2</sup> Estimates only. Horsepower requirements will vary by geography and soil type.



## KUHN NORTH AMERICA, INC.

Corporate Headquarters  
 1501 West Seventh Avenue - Brodhead, WI 53520

Information given in this document is only for informational purposes and is non-contractual. Our machines are in compliance with North American safety standards. In our literature, and for improved illustration of certain details, some safety devices may not be in operating position. When operating these machines, these devices must be operated in accordance with the requirements indicated in the operator's manuals and assembly manuals. We reserve the right to change any designs, specifications or materials listed without further notice. Machines and equipment in this document can be covered by at least one patent and/or registered design. Trademarks cited in this document may be registered in one or several countries.

Find us on

