

STEIGER® & MAGNUM™ SERIES TRACTORS



STEIGER® & MAGNUM™

SERIES TRACTORS



SHAPING THE EARTH
TO BE MORE PRODUCTIVE







STEIGER & MAGNUM

LAND SHAPING & PRODUCTIVITY ENHANCEMENTS

8 Steiger Tractor Models | 470–620 HP | 517–682 Peak Engine HP

9 Magnum Tractor Models | 180–380 HP | 200–415 Peak Engine HP

PROVEN WORKHORSES ON CONSTRUCTION SITES, MOVING EARTH AT THE LOWEST POSSIBLE COST PER YARD.

Jobs keep getting bigger, with shorter deadlines and tougher conditions. The whole time, you're asked to do more with less. But, you can always depend on Case IH tractors to pull their weight — and then some. We designed our cabs and controls to help you get the most from long days. And, our patented SCR-only Tier 4B/Final emissions systems provides a unique combination of power and fuel efficiency. You get a lower cost per yard on the job site and reliable performance in every condition. Proven and field tested throughout the lineup, Case IH tractors help improve your bottom line and ensure you're prepared for the challenges ahead.

Serious Earthmoving Power	4–5
Case IH FPT Engines	6
Time-Tested Tier 4 Technology	7
Productivity and Serviceability	8
A Choice of Transmissions	9–13
Built to Work in the Dirt	14–17
Legendary 4-Track Design	18
Class-Leading Magnum Power	19
Support	20
Specifications	21–23

EFFICIENT STEIGER POWER TACKLES SERIOUS EARTHMOVING.

A Steiger tractor-scraper combination efficiently handles large-scale dirt work with outstanding fuel economy. The scraper tractor configuration's rugged chassis has the durability needed for heavy loads and responsive hydraulics for the cycle times you demand. Eight Steiger scraper models allow you to match tractor power to your scraper system with the choice of either the efficient CVXDrive™ continuously variable transmission or powerful PowerDrive powershift transmission. And the industry's first 4-point suspended cab gives you a smoother ride all day long.



EFFICIENT MAGNUM POWER ADDS VERSATILITY TO YOUR JOB SITE.

With Case IH Magnum series tractor power, you can count on increased productivity in your land leveling and commercial scraper operations. A Magnum tractor is designed to efficiently pull scrapers at speeds above 4 mph, with industry-leading power growth, up to 14 percent, for unmatched performance in tough pulls. Plus a suspended cab and suspended front axle make your long, rocky day a lot more comfortable.



HIGH-PERFORMANCE AND EFFICIENT ENGINES.

Today, there are more than 71,000 Case IH FPT high-horsepower engines with nearly 36 million operating hours at work in North America. These Tier 4 B/Final engines — featuring common rail fuel systems and a patented Case IH FPT SCR-only emissions system — offer power, performance and fuel economy with no active exhaust cleaning required. They also deliver more low-end torque to allow the engine to lug down and recover more quickly.

CASE IH FPT 6.7-LITER ENGINE.

Magnum models 180, 200, 220 and 240 tractors operate with a Case IH FPT 6.7-L, 6-cylinder, turbocharged, aftercooled engine. Inlet and exhaust manifolds are positioned on opposite sides of the Magnum cross-flow cylinder head, **allowing the use of large intake and exhaust ports for optimum air/fuel mixing and combustion.**

CASE IH FPT 8.7-LITER ENGINE.

Magnum models 250, 280, 310, 340 and 380 are powered by Case IH FPT 8.7-L engine.

CASE IH FPT 12.9-LITER ENGINE.


Steiger 470 and 500 models feature a **single-stage turbocharger** with a common rail fuel system.

Steiger 540, 580 and 620 models feature a **two-stage turbocharger system with separate cooling systems for each turbocharger.** This delivers 30 percent faster response under load.

- A factory-installed engine-braking option is available on all 12.9-liter engine models



12.9-L, 8.7-L and 6.7-L engines



234–269 peak horsepower at 1,900 engine rpm

517–682 peak horsepower at 1,900 engine rpm

CARED FOR BY CASE IH EXPERTS FROM CONCEPT TO CALIBRATION.

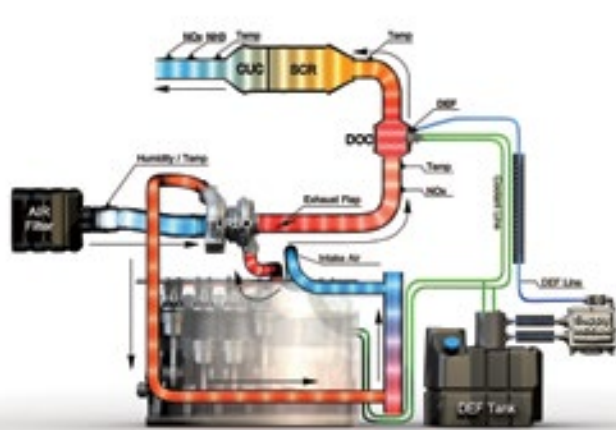
The engines in all Case IH tractors are built by Case IH sister company FPT Industrial, which manufactured more than **640,000 SCR engines** in 2016 alone and is among the top engine manufacturers in the world.

- Case IH and FPT Industrial engineers, design and test these engines at the **Burr Ridge, Illinois, facility.** That's the same place where our high-horsepower tractors are engineered, ensuring **we maintain an exceptional standard of durability and reliability.**
- The close alliance between Case IH and FPT Industrial also means that Case IH service technicians are expertly **trained to maintain engines at any local Case IH dealership.**

285–415 peak horsepower at 1,900 engine rpm

PATENTED CASE IH TIER 4 B/FINAL SOLUTION.

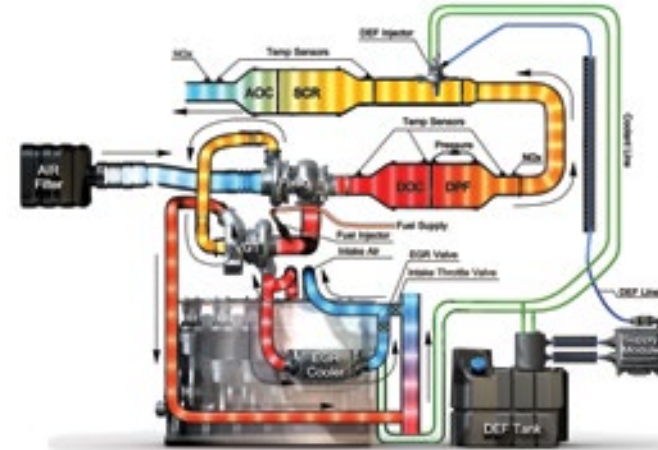
Case IH FPT was the first to deliver innovative SCR-only technology. This patented technology lets Case IH achieve Tier 4 B/Final standards without adding EGR and DPF components to the powertrain system. Because Case IH FPT engines run cleaner and cooler, you reap the benefits of better fluid efficiency. In Nebraska Tractor Test Laboratory results, that efficiency translated to 2.2 percent lower fluid operation costs across all wheeled Steiger tractor models than with comparable competitive models. Now that's High-Efficiency tractor technology that delivers results.



SCR-ONLY SOLUTION: CLEAN AND SIMPLE.

The Case IH FPT SCR solution is a true exhaust after-treatment system, with all of the emissions components located on the exhaust and downstream from the engine.

- Single SCR-only solution does it all with class-leading power that does not compromise efficiency.
- Treats exhaust outside the engine, without added complexity.
- Service requirements and engine exposure to soot and carbon minimized.
- Easy to service with industry-leading 600-hour oil change.
- Patented SCR-only Tier 4 B/Final design delivers 95 percent NOx conversion efficiency versus competitive systems that provide only 80 to 85 percent efficiency.
- Designed to optimize fuel efficiency.
- Case IH FPT SCR-only patented engines are the benchmark for engine technology in the agriculture and construction industry.



COMPETITIVE SOLUTION: CLUTTERED AND COMPLEX.

If it looks a little cramped and cluttered in the engine compartment of a tractor with an EGR/Diesel Particulate Filter (DPF)/SCR emissions system, that's because it is.

- Operating this system means compromised performance and more complexity (and heat) than is ideal.
- Added engine parts throttle back power and performance.
- EGR valve means higher operating temperatures and fuel costs.
- More parts, more service, more maintenance expense.
- Competitive tractors with these same systems are more complex, have more hardware and will trap more dirt and debris and must go through a regeneration cycle to clean out the particulate filter.

System component size varies from one machine application to another. Component sizes shown here are approximate and not to scale.

MAXIMUM UPTIME IS ALWAYS ON OUR MIND. BECAUSE IT'S ALWAYS ON YOURS.

The job site doesn't account for downtime. For maximum productivity, you need to stay up and running. That's why Case IH tractors are designed to keep you working. From the rugged frame construction to the heavy-duty powertrain. And Case IH dealers are certified to maintain every component of your tractor, including the engines. When you buy a Case IH tractor, we want you to use it. Not wait for it to be usable.



QUICK AND EASY DAILY MAINTENANCE.

- All transmission, hydraulic/axle and engine fluids are **serviced at ground level**.
- Exclusive **600-hour engine oil change intervals**.
- A **right-hand service door and ladder** make it easy to service components in and on the cab, clean cab glass and communicate with someone outside the right side of the tractor. The right-hand service door also provides access to the electrical cutoff switches during tractor storage.

THE PROOF IS IN THE FINISH.

Upgraded paint quality — **Class 6 automotive-grade paint provides 50 percent longer life and less fading**, increasing your resale value.

A FUEL TANK THAT LASTS AS LONG AS THE TRACTOR.

- With up to a **470-gallon fuel tank**, Steiger tractors have enough fuel capacity to operate a minimum of **15 hours on a single tank**.
- Structural steel fuel tank is built right into the frame, **adding extra strength and durability to the chassis**.

FLEET-FRIENDLY FUEL OPTIONS.

Thanks to fluid formulations from Case IH, equipment owners need only stock three key fluids for their fleets. For example, Case IH Hy-Tran® Ultraction® can be used in the transmission and hydraulic system of every Case IH machine, including those with CVXDrive transmissions.

Similarly, the Case IH No. 1 15W-40 and synthetic SSL 10W-40 engine oils now carry the CK-4 rating, so that they can be stocked as the sole diesel engine oils for mixed fleets, regardless of their emission equipment.


Actifull® OT coolant is formulated to provide full protection in Case IH Tier 4 B/Final engines to improve engine life.

A CHOICE IN TRANSMISSIONS TO GET THE MOST FROM YOUR WORK.

The proven Case IH PowerDrive transmission and new CVXDrive transmission will perform in any application, but choosing the one that best fits your operation can lead to even greater precision and productivity from your Case IH tractor.





Steiger Product Lineup

Steiger Model	470	500	540	580	620
Peak Engine Power	517	550	605	638	682
 PowerDrive Transmission	●	●	●	●	●
 CVXDrive Transmission	○	○	○	NA	NA

● Standard Transmission ○ Optional Transmission

Magnum Product Lineup

Magnum Model	180	200	220	240	250	280	310	340	380
Peak Engine Power	200	220	240	260	285	315	345	375	415
 PowerDrive Transmission	●	●	●	NA	●	●	●	●	NA
 CVXDrive Transmission	○	○	○	●	○	○	○	○	●



POWERDRIVE TRANSMISSION.

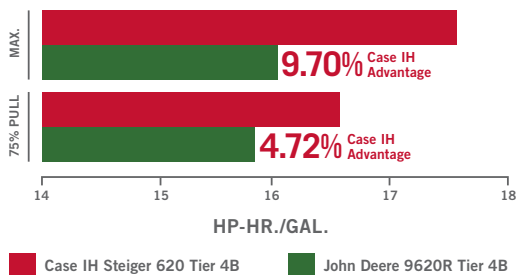
The world record setting PowerDrive offers reliably smooth shifting and reduces operator fatigue, along with Diesel Saver™ Automatic Productivity Management (APM) to save fuel.

THE HIGH-EFFICIENCY POWERDRIVE.

The rugged Case IH PowerDrive transmission is standard on all Steiger tractors. The 2017 Nebraska Tractor Test Laboratory¹ proved the Steiger 620 tractor, featuring a PowerDrive transmission, generated the most fluid-efficient horsepower and maximum pull in the world.

Nebraska Test Data: Drawbar Fuel Efficiency:

Case IH Steiger 620 Tier 4B vs. John Deere 9620R Tier 4B



THE DEPENDABLE TRANSMISSION YOU'VE COME TO LOVE JUST GOT BETTER.

The PowerDrive transmission was designed for efficient operation. In fact, Case IH engineering tests have proven the enhancements to the PowerDrive can save up to 5 percent horsepower.

- **Twenty percent faster shifting speed** for faster and smoother shifting, especially while roading or transporting.
- **Up to 38 percent quicker shuttle shift speeds** for moving faster from forward to reverse.
- The PowerDrive transmission features larger, helical-cut gears and clutch packs that deliver years of service while transmitting up to 682 peak horsepower to the ground for land shaping operations.
- The Steiger scraper models 500, 540 and 580 come standard with the same PowerDrive transmission found in the 620, giving you even the more power and torque for the heaviest loads.

KEY APPLICATIONS.

Improve overall productivity with Diesel-Saver™ APM, proven to save fuel. It also helps an operator work more simply, with easier, more positive shifts by maintaining constant clutch pressure. This makes the PowerDrive powershift transmission ideal for land reclamation operations.

"I was impressed it didn't burn that much more fuel as we went up in speed. The [fuel] efficiency almost got better at the higher speeds."

– Kurt Druffel
Pullman, Washington

¹ Steiger 620 Tier 4B (Nebraska Test 2164, September/October 2016): maximum drawbar fuel efficiency at 17.63 hp-hr./gal. at rated engine RPM, and at 75% pull at rated engine RPM 16.61 hp-hr./gal.; compared with John Deere 9620R Tier 4B (Nebraska Test 2135, November 2015): maximum drawbar fuel efficiency at 16.07 hp-hr./gal. at rated engine RPM and at 75% pull 15.86 hp-hr./gal. Steiger 620 Tier 4B (Nebraska Test 2164, September/October 2016): maximum observed drawbar horsepower of 594.08 hp; compared with John Deere 9620R Tier 4B (Nebraska Test 2135, November 2015): maximum observed drawbar horsepower of 556.83 hp. Steiger 620 Tier 4B (Nebraska Test 2164, September/October 2016): maximum pull at 65,077 lb.; compared with John Deere 9620R Tier 4B (Nebraska Test 2135, November 2015): maximum pull at 60,455 lb.



Steiger PowerDrive

Transmission

470–620 HP | 682 peak HP



TRACTOR MODEL	HP	FPT ENGINE	AXLE	HYDRAULICS
Magnum 180 Wheeled	180	6.7 L	Bar axle with internal wet disk brakes and hydraulically activated differential lock. Suspended front axle recommended. Independent auto differential locks provide maximum traction at all times with little to no operator effort. It works automatically, allowing you to focus on your task at hand.	Three remotes standard; up to five optional remotes. 41 gpm standard flow on PowerDrive models.
Magnum 200 Wheeled	200			
Magnum 220 Wheeled	220			8.7 L
Magnum 250 Wheeled	250			
Magnum 280 Wheeled	280			
Magnum 310 Wheeled	310			
Magnum 340 Wheeled	340	12.9 L	Heavy-duty planetary bar axles on wheeled models; flanged axle on Quadtrac models. Internal wet brakes on front and rear axles. Standard independent Auto Differential Locks provide maximum traction at all times with little to no operator effort. It works automatically, allowing you to focus on your task at hand.	Four remotes standard; up to eight optional remotes. 57 gpm standard flow with up to 113 gpm optional. Standard laser/GPS interface.
Steiger 470 Wheeled	470			
Steiger 500 Wheeled & Quadtrac®	500			
Steiger 540 Wheeled & Quadtrac	535			
Steiger 580 Wheeled & Quadtrac	580			
Steiger 620 Wheeled	620			



CVXDRIVE: GIVING YOU MORE CONTROL OVER THE MOST EFFICIENT POWER AVAILABLE.

CVXDrive represents the highest-horsepower continuously variable transmission in the industry — 605 peak horsepower on Steiger 540-hp models. The CVXDrive operates like an automatic transmission and provides all new opportunities for your business or line of work. Once the speed is set, the operator is free to focus on the application for improved performance. And CVXDrive provides steady speed change to maintain full power to the ground at speeds as low as 3 feet per minute.

NEW TRANSMISSION. SAME DEPENDABLE STEIGER FRAME.

The CVXDrive is not just a new transmission. It's an intelligent automatic transmission designed specifically for the rugged Steiger frame and paired with advanced controls and technology found in Steiger, Magnum, Optum®, Puma® and Maxxum® continuously variable transmission tractors.

- Tri-point Oscillation
- Structural steel fuel tank
- Up to 5.5 inch heavy bar axles
- Available in Quadtrac and wheeled versions
- All models come standard with auto differential lock

ADVANTAGES OF CHOOSING THE CVXDRIVE.

- **Precise speed changes:** 3 feet per minute up to 25 mph.
- **Seamless acceleration:** three times faster for maximum comfort and speed changes on the go — without stopping and breaking power to the ground.
- **Continuous hydraulic flow:** greater precision and control over inputs.
- **Faster shuttling:** seamless forward and reverse movement increases productivity and efficiency. At any speed, in either direction, the engine always delivers full power to the ground.
- **Fuel efficiency:** CVXDrive automatically balances power and efficiency, reducing fuel consumption in applications that require frequent roading, shifting or shuttling.

EASY-TO-USE CONTROLS — SET IT AND FORGET IT.

- The CVXDrive automatically selects the most efficient transmission range once the operator sets the desired speed, eliminating the need for using the clutch and shifting.
- With the click of a button, easily switch between three **exclusive preset speeds**.
- Features familiar controls, including the integrated split-throttle on the **MultiControl Armrest** found in Magnum, Optum, Puma and Maxxum CVXDrive tractors.
- In addition to the **MultiFunction Handle**, an **accelerator pedal** controls the tractor, delivering greater control when hooking up implements, packing/pushing loose material, loading and more.
- **Active stop** holds the tractor stationary on any terrain, making it easier to start and stop on inclines without using the clutch and brake.



**Steiger
CVXDrive**
Continuously Variable
Transmission
470–540 HP | 605 peak HP



TRACTOR MODEL	HP	FPT ENGINE	AXLE	HYDRAULICS
Magnum 180 Wheeled	180	6.7 L	Bar axle with internal wet disk brakes and hydraulically activated differential lock. Suspended front axle recommended. Independent auto differential locks provide maximum traction at all times with little to no operator effort. It works automatically, allowing producers to focus on the task at hand.	Three remotes standard; up to five optional remotes. 43 gpm standard flow on CVXDrive models.
Magnum 200 Wheeled	200			
Magnum 220 Wheeled	220			
Magnum 240 Wheeled	240			
Magnum 250 Wheeled	250	8.7 L	Bar axle with internal wet disk brakes and hydraulically activated differential lock. Suspended front axle recommended. Independent auto differential locks provide maximum traction at all times with little to no operator effort. It works automatically, allowing producers to focus on the task at hand.	Four remotes standard; up to six optional remotes. 44 gpm standard flow with up to 75 gpm optional. Standard laser/GPS interface.
Magnum 280 Wheeled	280			
Magnum 310 Wheeled	310			
Magnum 340 Wheeled	340			
Magnum 380 Wheeled	380	12.9 L	Heavy-duty planetary bar axles on wheeled models; flanged axle on Quadtrac models. Internal wet brakes on front and rear axles. Standard independent auto differential locks provide maximum traction at all times with little to no operator effort. It works automatically, allowing producers to focus on the task at hand.	Four remotes standard; up to eight optional remotes. 57 gpm standard flow with up to 113 gpm optional. Standard laser/GPS interface.
Steiger 470 Wheeled	470			
Steiger 500 Wheeled & Quadtrac	500			
Steiger 540 Wheeled & Quadtrac	535			

BUILT TO WORK IN THE DIRT.

Construction managers now know what farmers have known for decades: Case IH Steiger and Magnum tractors have the efficient power you need to get the job done — from site prep to land leveling to general earthmoving.

THE RIGHT HORSEPOWER FOR YOUR OPERATION.


The Steiger 620 delivers 10 percent power growth for 682 peak horsepower to handle the largest scrapers and heaviest loads. It has a two-stage turbocharger system: a small turbocharger provides responsiveness and a second, larger one offers maximum boost at high rpm.

CAB SUSPENSION FOR A SMOOTHER RIDE.


Case IH cab suspension systems stabilize cab motion to give the operator a smooth ride — regardless of terrain. Standard on Steiger Quadtrac and wheeled models, and optional on Magnum wheeled models, the system reduces jarring and bouncing to give you greater focus on the job and more control over your tractor. In addition, Steiger scraper tractors come **standard with falling object protection (FOPS) and roll-over protection (ROPS)**.

TRI-POINT OSCILLATION.

Tri-point Oscillation provides the perfect mix of strength and balance when transferring power to the ground and it's engineered into every Steiger tractor. The steering cylinders are mounted low, and in direct line to the torsional stresses placed on the tractor. The large top link that extends from the front frame to the rear frame transfers dynamic loads efficiently.




Tri-point Oscillation provides rigidity and strength for heaviest application.
For illustration purposes only.



Total soil contact at all times.
For illustration purposes only.

BIG TRACTORS FOR THE BIGGEST CONSTRUCTION JOBS.

All Steiger tractors feature massive, heavy-duty axles that can carry up to 66,000 pounds of operating weight. That's the most weight any tractor in its class can handle. Figure in heavy-duty drawbars, built-in ½" thick structural frame and fuel tank, and rugged transmission options, and you'll see why Steiger tractors really are a big deal.



STEIGER STRONG.

The longer wheelbase and built-in weight of a heavy frame on Steiger 470 tractors provide more power to the ground plus the heft and durability needed for earthmoving. The wide frame of 500, 540, 580 and 620 wheeled models set new productivity benchmarks for the industry. Features like heavy-duty drivetrain components, available 113-gallon-per-minute hydraulic flow and power growth up to 682 peak horsepower have raised the bar as well.

MORE POWER. MORE DURABILITY. MORE PROFIT.

Steiger scraper tractors come with four standard hydraulic remotes with the option to add four more. A quick-attach heavy-duty scraper drawbar is designed specifically for scraper demands.

CRUISE THROUGH LONG DAYS IN THE INDUSTRY'S FIRST SUSPENDED CAB.

- **Exclusive 4-point cab suspension** stabilizes front-to-back, side-to-side and up-and-down motions.
- Enjoy a smooth ride regardless of terrain with **shock-absorbing components** at each corner of the cab.
- A combination of springs, dampers and mounts fully isolate the cab from chassis-created vibrations.
- The **fully suspended four-post cab suspension system** eliminates repeated jarring and bouncing.



BUILT SPECIFICALLY FOR LAND SHAPING.

Case IH scraper tractors come standard with lots of features that have big benefits for earthmoving and land leveling.

- A seat that swivels 40 degrees to the right for unmatched visibility of your attachment
- Automatic differential locks
- Backup alarm
- Tow cable
- 20,000-lb. scraper drawbar
- Antivandalism lockdown package
- Specifically designed with **roll over protection/falling object protection structure (ROP/FOPS) certified to 66,000 lb.**

WORK SMARTER AND IN COMFORT, IN ANY CONDITIONS.

Comfort is a priority when you spend long days on the job site, and Case IH delivers, thanks to input from our customers. The Steiger Surveyor® cab offers unmatched comfort and visibility. The cab is so quiet, you can talk on your phone or multitask as needed to run your business. Full cab suspension comes standard on all Steiger and Quadtrac tractors.



RELIABLE PERFORMANCE, DAY IN AND DAY OUT.

When you're on the job, uptime is the bottom line. You have to keep moving and so does your equipment. Rugged frames, durable drivetrain and powerful, fuel-efficient engines are the keys to durability and productivity.

HARD WORK SHOULDN'T BE A PAIN IN THE NECK.

Autoguidance systems give you more freedom in the cab to look back and check on implement operations. So your tractor's seat shouldn't force you to keep looking forward. The Case IH industry-leading 40-degree, right-hand swivel seat in Steiger tractors gives you an exclusive 360-degree full field of vision that keeps you from having to strain your neck all day. The cab, radio and HVAC controls are on the upper right, too, so everything is within easy reach.

HELPING YOU KEEP THINGS UNDER CONTROL.

In addition to CVXDrive transmission options, Case IH tractors feature the Case IH Diesel-Saver Automatic Productivity Management (APM) system that helps maintain speed through the cut. APM automatically upshifts or downshifts as the load, grade or soil condition changes, ensuring peak speed and fuel efficiency. **All Steiger 470–620 and Magnum 250–380 tractors** have an **engine brake option** that provides added control of your load on slopes.



Steiger CVXDrive cab shown.

A Instructional Seat

B **Exclusive** Footrest Pegs

C **Exclusive** Heated and Cooled Ventilated Seat with Slide-Out Cushion for Leg Support

D Accelerator Pedal

E MultiFunction Control Handle for Engine Speed, Gear, Shuttle, Hitch and Hydraulic Remotes

F Preset Buttons

G Sensitivity Buttons

H **Exclusive** Split-Throttle

I Thumb Wheel Control

J Instrument Cluster

K AFS Pro 700 Display

L MultiControl Armrest

M Flip-Open Cover for Additional Hitch and Hydraulic Controls

N Independent Front and Rear Automatic Differential Lock Buttons

Additional Features Not Shown:

Exclusive Carpeted Floor Option

LEGENDARY 4-TRACK DESIGN FOR OVER 20 YEARS.

Thanks to the size of its footprint and its five-axle design, the Steiger Quadtrac footprint allows an earlier start on the job than competitive track designs, as proven in millions of hours of actual field use in commercial and agricultural applications.



CASE IH TRACK LEADERSHIP.

Four individually driven tracks, each with three idler wheels, create more ground contact area for better flotation, traction and easier transport. The design distributes loads evenly across the length of each track – even under load. Two-track systems can dramatically transfer weight from the front to the back, sometimes even lifting the front end off the ground, resulting in loss of traction. In addition, all Steiger Quadtrac scraper tractors come equipped with a self-tensioning track system which maintains the correct belt tension at all times for a longer track life. In recent tests at the University of Nebraska Tractor Test Laboratory (NTTL), the Steiger Quadtrac 620 performed better than any other track tractor in the areas of drawbar fuel efficiency, drawbar horsepower and maximum pull.²

FULL POWER IN TURNS.

Unlike two-track systems that vary power to each track during turns, Quadtrac tractors keep full power in turns under load. No additional power is required to turn. The articulated steering of a Steiger Quadtrac operates like a typical 4WD wheeled tractor, preventing ridging and berming.

EASY MAINTENANCE TRACKS.

Today's Case IH Steiger Quadtrac tractors also have an undercarriage that is maintenance-free with clear caps and sight gauges.

² Quadtrac 620 Tier 4B (Nebraska Test 2165, September/October 2016): maximum drawbar fuel efficiency at 16.63 hp-hr./gal. and 75% of pull maximum power at 15.87 hp-hr./gal.; compared with John Deere 9620RX Tier 4B (Nebraska Test 2174, April 2017): maximum drawbar fuel efficiency at 15.54 hp-hr./gal. and 75% of pull maximum power at 15.33 hp-hr./gal. Steiger Quadtrac 620 Tier 4B (Nebraska Test 2165, September/October 2016): drawbar horsepower at 561.94 hp; compared with John Deere 9620RX Tier 4B (Nebraska Test 2174, April 2017): drawbar horsepower at 549.55 hp. Steiger Quadtrac 620 Tier 4B (Nebraska Test 2165, September/October 2016): maximum pull at 57,556 lb.; compared with John Deere 9620RX Tier 4B (Nebraska Test 2174, April 2017): maximum pull at 53,349 lb.



MAGNUM POWER EXCELS ON YOUR JOB SITE.

Thanks to class-leading power, Case IH Magnum series tractors offer unmatched performance in tough pulls. You can count on increased productivity in your land leveling and commercial scraper operations. With up to 14 percent power growth, the powertrain of a Magnum tractor is designed to efficiently pull scrapers at speeds above 4 mph.



UNLIMITED POSSIBILITIES, MAXIMUM VERSATILITY: MAGNUM 180–240 TRACTORS.

Get the maximum benefit from your Magnum 180 to 220 with the standard 19-speed PowerDrive powershift transmission (Magnum 240 CVXDrive only). Magnum 180 to 240 tractors can be configured for use with front duals and are a perfect match for smaller scrapers.

POWER FOR MORE LOADS IN A DAY: MAGNUM 250–380 TRACTORS.

Magnum 250 to 380 tractors have the power to take on the toughest tasks. Handle hard-pulling applications with 250 to 380 engine horsepower, up to 14 percent power growth. More built-in ballast improves traction, improves your tractive effort to fill the largest scrapers and places your tractor's horsepower to the ground.

SMOOTH POWER TO THE GROUND – HIGH-HORSEPOWER MAGNUM CVXDRIVE OPTION.

Experience the proven performance of the Case IH CVXDrive that performs like an automatic transmission. The CVXDrive uses Case IH current technology to deliver uninterrupted power to the ground. A four-range design efficiently delivers more power for tough jobs. The Case IH CVXDrive automatically adjusts to match ground speed to any job-site conditions.

MAXIMIZE YOUR TIME BEHIND THE WHEEL WITH MINIMAL TIME UNDER THE HOOD.

Case IH tractors are engineered with rugged Case IH components proven to provide years of reliable service. Case IH quality replacement parts, maintenance programs and service expertise are designed to boost equipment efficiency and protect your investment — season after season.



KNOWLEDGEABLE DEALERS THAT WORK WITH YOU.

Your Case IH dealer understands you need to optimize the return on your investment. That means fitting the right horsepower and capabilities with the tools and implements that best fit your operation. Your dealer can recommend the appropriate options package, with proper tires and weighting and ballasting packages for optimum performance.

GENUINE CASE IH FILTERS.

Genuine Case IH filters offer the same convenient 600-hour service interval. They meet precise engineering, material and manufacturing specifications for Case IH tractors.

- **Oil filters with MicroLoc™** synthetic media are 70% more efficient in filtering critical contaminants as compared to paper-based filters.
- **Air filters with PowerCore®** deliver up to 3x more efficiency than conventional filters – capturing particles 1/10th the diameter of a human hair.
- **Hydraulic filters** deliver an optimum balance of efficiency and capacity with 48% more dirt-holding capacity.*
- **Fuel filters with MicroLoc** synthetic media deliver high-efficiency filtration in the toughest environments and have an increased service life.

SERVICE SOLUTIONS.

The **Ready Stock locker program** alerts your Case IH dealer to stock the maintenance parts he knows you'll need in advance. Your dealer also provides special service solutions to help keep your Case IH tractor in peak condition, including:

- Special inspection clinics
- Service offers
- Industry-leading warranties
- Preventative maintenance programs

MY SHED™ AND MY SHED MOBILE APP.

Machine management, parts manuals, 24/7 dealer connection, toolboxes and machine info all available at your fingertips.



*Results from a field test of CNH filter (84226263) versus competitive filter (ISO 16889).

STEIGER MODEL	470 WHEELED	500 WHEELED / QUADTRAC	540 WHEELED / QUADTRAC	580 WHEELED / QUADTRAC	620 WHEELED
POWER					
Engine Type	Tier 4 B/Final with Selective Catalytic Reduction (SCR)				
Engine HP at Rated rpm (per SAE)	470 hp @ 2,000 rpm	500 hp @ 2,100 rpm	535 hp @ 2,100 rpm	580 hp @ 2,100 rpm	620 hp @ 2,100 rpm
Peak Engine HP at 1900 rpm	517 hp @ 1800 rpm	550 hp @ 1900 rpm	605 hp @ 1900 rpm	638 hp @ 1900 rpm	682 hp @ 1900 rpm
Cylinders/Number of Valves / Displacement	6 cyl./24 valves / 12.9L (787 cu. in.)				
Engine Aspiration	Wastegate turbocharger with air-to-air aftercooling		Two-stage turbocharging with air-to-water intercooling and air-to-water aftercooling		
ELECTRICAL					
Alternator / Battery	200 amp / 2 12-volt batteries			240 amp / 2 12-volt batteries	
TRANSMISSION/PTO					
Transmission – Standard / Optional	Full PowerDrive powershift 16F/2R w/16 Hi (25 mph (40 kph)) / CVXDrive™ CVT (25 mph (40 kph))			Full PowerDrive powershift 16F/2R w/16 Hi (25 mph (40 kph)) / N/A	
PTO – Optional	1,000 rpm – 1 3/4 in shaft				
AXLES					
Axle Diameter – Wheeled / Quadtrac	5 in. (127 mm) planetary	4.5 in. (114 mm) compound planetary / flanged		5.5 in. (140 mm) compound planetary / flanged	
Axle Width – Wheeled / Quadtrac	120 in. (3 048 mm / NA	120 in. (3 048 mm) / 88 in. (2 235 mm)			
Wheelbase	148 in. (3 759 mm)	154 in. (3 912 mm)			
Automatic Differential Lock	Standard				
HYDRAULICS					
Remote Valves – Standard / Optional	4 / Up to 8				
High Flow Hydraulic Pump (PFC)	57 gpm (216 L/min.)				
Total Tractor Hydraulic Flow with Parallel/Twin Flow Pumps	113 gpm (428 L/min.)				
Available Flow at Single Remote Valve	35 gpm (132 L/min.)				
CAPACITIES					
Fuel Tank – Wheeled / Quadtrac	310 gal. (1 170 L)			455 gal. (1 722 L) / 470 gal. (1 779 L)	
Diesel Exhaust Fluid (DEF) Tank	42 gal. (174 L)	66 gal. (250 L)			
Vertical Tongue	20,000 lb. (9 072 kg)				
CAB					
Volume (Size)	132 cu. ft. (3.7 cu. m)				
Glass	88.1 sq. ft. (8.18 sq. m)				
WEIGHT					
Wheeled Models – Base Shipping Weight	39,820 lb. (18 062 kg)	44,290 lb. (20 090 kg)	46,340 lb. (21 012 kg)	50,328 lb. (22 828 kg)	
Wheeled Models – Max. Gross Vehicle Weight	49,500 lb. (22 453 kg)	56,000 lb. (25 401 kg)	56,000 lb. (22 401 kg)	66,000 lb. (29 937 kg)	
Quadtrac Models – Base Shipping Weight	51,263 lb. (23 416 kg)	51,623 lb. (23 416 kg)	52,621 lb. (23 868 kg)	53,503 lb. (24 629 kg)	
Quadtrac Models – Max. Gross Vehicle Weight	64,000 lb. (29 630 kg)	64,000 lb. (29 030 kg)			

MAGNUM MODEL	MAGNUM 180	MAGNUM 200	MAGNUM 220	MAGNUM 240
ENGINE				
Engine Type	Tier 4 B/Final with Selective Catalytic Reduction (SCR)			
Engine HP @ Rated 2,100 rpm (Magnum 180–240) ISO/ECE R120 (CV)	180	200	220	240
Maximum Engine HP @ Rated 1,800 rpm ISO/ECE R120 (CV)	200	220	240	260
Maximum Boosted Engine HP @ Rated 1,800 rpm ISO/ECE R120 (CV)	225	245	260	270
PTO HP @ Rated 2,100 rpm (Magnum 180–240) per SAE	155	170	185	205
Cylinders/Number of Valves/Displacement	6 cyl./24 valves/6.7 L			
Engine Aspiration	Turbocharger wastegate			
Engine Compression Brake	NA			
ELECTRICAL				
Alternator/Battery	12-volt batteries (200 amp)			
TRANSMISSION/PTO				
PowerDrive Powershift: 18 Speed–25 mph (40 kph)	NA			
PowerDrive Powershift: 19 Speed (Economy)–25 mph (40 kph)	Standard			NA
PowerDrive Powershift: 19 Speed–30 mph (50 kph)	Optional			NA
CVXDrive Transmission: 25 mph (40 kph)	Optional			Standard
CVXDrive Transmission: 30 mph (50 kph)	Optional			
Rear PTO – Standard/Optional	540/1,000 rpm 1 3/8 in. (35 mm) shafts /NA			
AXLES				
Rear Axle Diameter – Standard/Optional	4 in. (100 mm) /NA			
Rear Axle Length – Standard/Optional	119 in. (3 020 mm)/112 in. (2 489 mm)			
Suspended Front Axle	Optional			
MFD Tread Adjustability	60–88 in. (1 524–2 235 mm)			
MFD Duals	Optional on class 4.75 axles			
Wheelbase – PowerDrive	118 in. (3 000 mm)			
Wheelbase – CVXDrive	118 in. (3 000 mm)			
HYDRAULICS/HITCH				
System Type	Pressure Flow Compensating (PFC)			
Remotes – Standard/Optional	3, 4 or 5 Electrohydraulic			
Main Implement Pump Flow	PowerDrive = 41 gpm (156 L/min.)/CVXDrive= 43 gpm (162 L/min.)			
CAPACITIES				
Fuel Tank	160 gal. (600 L)			
Diesel Exhaust Fluid (DEF) Tank	17.5 gal. (66 L)			
CAB				
Cab Suspension	Optional			
Volume (Size)/Glass (Area)/Cab Sound Level	109.5 cu ft. (3.1 m ³ /68.5 sq. ft.) /67 dBa			
WEIGHT				
Average Shipping Weight	21,500 lb. (9 750 kg)			

MAGNUM MODEL	MAGNUM 250	MAGNUM 280	MAGNUM 310	MAGNUM 340	MAGNUM 380
ENGINE					
Engine Type	Tier 4 B/Final with Selective Catalytic Reduction (SCR)				
Engine HP @ Rated 2000 rpm	250	280	310	340	380
Maximum Engine HP @ Rated 1,800 rpm ISO/ECE R120 (CV)	285	315	345	375	415
Maximum Boosted Engine HP @ Rated 1,800 rpm ISO/ECE R120 (CV)	320	350	380	410	435
PTO HP @ Rated 2000 rpm (Magnum 250 – 380) per SAE	205	235	265	290	315
Cylinders /Number of Valves /Displacement	6 cyl. /24 valves /8.7 L				
Engine Aspiration	Turbocharger wastegate	Turbocharger eVGT			
Engine Compression Brake	Optional				
ELECTRICAL					
Alternator / Battery	200 amp / 2 12-volt batteries				
TRANSMISSION/PTO					
PowerDrive Powershift: 18 Speed – 25 mph (40 kph)	Optional			NA	
PowerDrive Powershift: 19 Speed (Economy) – 25 mph (40 kph)	Standard			NA	
PowerDrive Powershift: 19 Speed – 30 mph (50 kph)	Optional			NA	
CVXDrive Transmission: 25 mph (40 kph)	Optional			Standard	
CVXDrive Transmission: 30 mph (50 kph)	Optional				
Rear PTO – Standard / Optional	540 / 1,000 rpm 1 3/8 in. (35 mm) shafts / NA				
AXLES					
Rear Axle Diameter – Standard / Optional	4 in. (100 mm) / 4.5 in. (115 mm)		4.5 in. (115 mm) / NA		5 in. (127 mm) / NA
Rear Axle Length – Standard	120 in. (3 050 mm) / NA				
Suspended Front Axle	Optional				
MFD Tread Adjustability	60 – 88 in. (1 524 – 2 235 mm)				
MFD Duals	Optional on Class 4.75 and Class 5 axles				
Wheelbase – PowerDrive	120 in. (3 050 mm)			NA	
Wheelbase – CVXDrive	122 in. (3 100 mm)			124 in. (3 150 mm)	
HYDRAULICS/HITCH					
System Type	Pressure Flow Compensating (PFC)				
Remotes – Standard / Optional	4 Electrohydraulic / 5 or 6 Electrohydraulic				
Main Implement Pump Flow	44 gpm (166 L/min.) / 59 gpm (225 L/min.) or 75 gpm (282 L/min.)				
CAPACITIES					
Fuel Tank	PowerDrive: 179 gal. (678 L) / CVXDrive: 163 gal. (617 L)				
Diesel Exhaust Fluid (DEF) Tank	26 gal. (99 L)				
CAB					
Cab Suspension	Optional				
Volume (Size) / Glass (Area) / Cab Sound Level	109.5 cu ft. (3.1 m ³) / 68.5 sq. ft. / 67 dBA				
WEIGHT					
Average Standard Weight	28,600 lb. (12 973 kg)	28,800 lb. (13 082 kg)	29,600 lb. (13 458 kg)	32,200 lb. (14 148 kg)	

SAFETY NEVER HURTS!™ Always read the Operators Manual before operating any equipment. Inspect equipment before using it, and be sure it is operating properly. Follow the product safety signs, and use any safety features provided. CNH Industrial America LLC reserves the right to make improvements in design and changes in specifications at any time without notice and without incurring any obligation to install them on units previously sold. Specifications, descriptions and illustrative material herein are as accurate as known at time of publication, but are subject to change without notice. Availability of some models and equipment builds varies according to the country in which the equipment is used.

©2018 CNH Industrial America LLC. All rights reserved. Case IH is a trademark registered in the United States and many other countries, owned by or licensed to CNH Industrial N.V., its subsidiaries or affiliates. Any trademarks referred to herein, in association with goods and/or services of companies other than CNH Industrial America LLC, are the property of those respective companies. Printed in U.S.A. www.caseih.com CIH17102404



CASE IH
AGRICULTURE