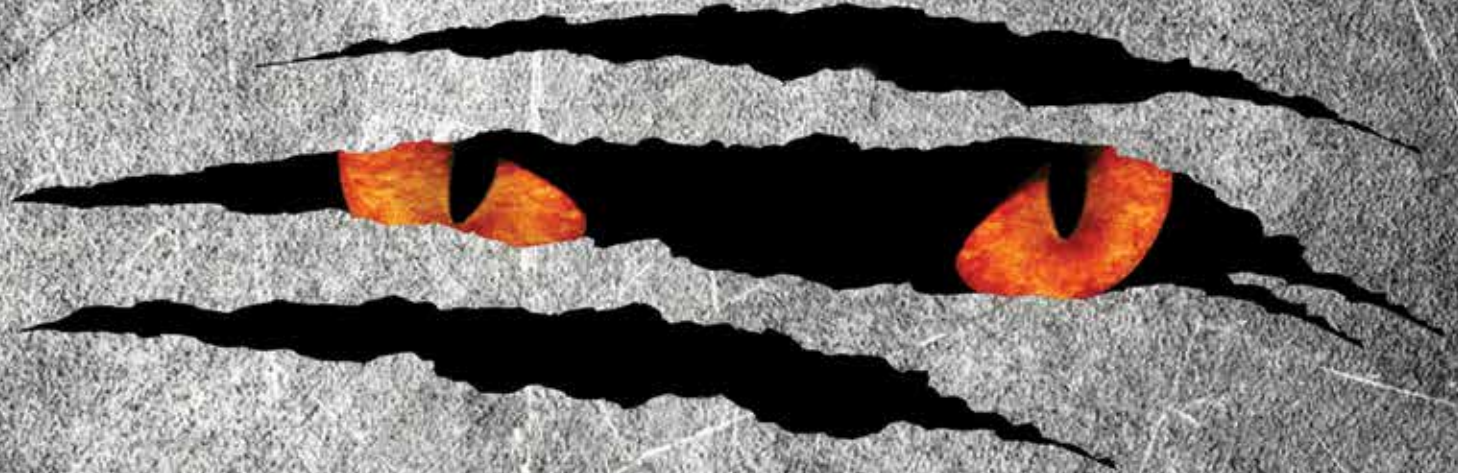


ECHO

BEAR CAT[®]

2016 PRODUCT CATALOG



www.BEARCATPRODUCTS.com



Indicates machines that are available with CE compliant configurations

STAY CONNECTED



ECHO BEAR CAT WARRANTY

3 YEAR CONSUMER*, 1 YEAR COMMERCIAL,
6 MONTH RENTAL

“Consumer” defined as: complete unit for residential or non-income producing use.

“Commercial” defined as: complete unit for commercial, institutional, agricultural, horticultural or income producing use.

“Rental” defined as: complete unit for rental purposes to produce income.

****Models SC2170, SC2206 & SC3206** are classified as Consumer grade products and will not qualify for warranty coverage if used for Commercial or Rental purposes.

*U.S. and Canada only.

“It is pretty much UNSTOPPABLE!”

Owner of an ECHO Bear Cat SC5540

ENGINE WARRANTY:

Engines are warrantied separately by engine manufacturer. For Engine Warranty information or service needs regarding the engine of your machine, record the serial number of the engine and refer to the Engine Owners Manual for terms and conditions of the manufacturer or see your nearest dealer.

TABLE OF CONTENTS

CHIPPER/SHREDDERS.....	4-6
CHIPPER/SHREDDER/BLOWER.....	7
CHIPPERS.....	8-11
SKID STEER CHIPPERS	12
PTO MACHINES.....	13-15
PRESSURE WASHERS.....	16
GENERATORS & INVERTERS	17
WHEELED TRIMMERS.....	18-19
STUMP GRINDER	20
WHEELED VACUUMS	21

DEBRIS LOADERS	22-23
LOG SPLITTERS.....	24
SPECS	25-27
ACCESSORIES.....	28-29
GEAR.....	30
FAQ.....	31



For more information on ECHO Bear Cat products, scan this QR code with your smartphone's QR code app.



QUALITY. POWER. PERFORMANCE.

ECHO Bear Cat proudly manufactures a vast selection of outdoor power equipment that can handle a variety of wood material and take care of leaf and grass debris with ease. Whether you are a home owner, a hobby farmer, a commercial landscaper or just looking for an environmentally friendly way to dispose of wood and yard debris, ECHO Bear Cat machines will be able to fit your exact needs and get the job done.

Burning yard waste releases high amounts of carbon dioxide and releases heat into the air contributing to pollution. ECHO Bear Cat is aware that providing a clean air option is not only necessary, but is a regulatory requirement in many communities. Municipalities, park and recreation boards and city regulations ban the use of burning yard waste. By utilizing an ECHO Bear Cat machine, biodegradable material is produced and used for mulch and compost, adding vital nutrients and minerals back to the earth.

CHIPPER/SHREDDERS

THE ULTIMATE YARD AND GARDEN WASTE PROCESSORS

ECHO Bear Cat manufactures the highest quality, chipper/shredders that efficiently reduce yard and garden debris, returning valuable nutrients to your property. These chipper/shredders are perfect for property clean up, garden waste and tree clippings to create valuable compost and mulch.

- **Up to 3" Chipping Capacity**
- **Up to 3/4" Shredding Capacity**
- **Large Shredder Chute Designs**
- **Choose Your Chip Size With Optional Discharge Screens**
- **Easy Maneuverability**
- **Easy Serviceability**
- **Optional Accessories Available**

3 year*
Consumer
Warranty
*U.S. & Canada Only



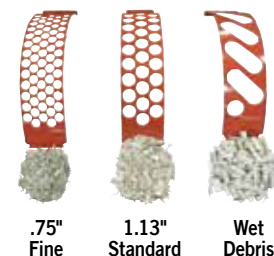


SC2170

- Subaru SP 170cc
- 2" Chipping Capacity
- 3/4" Shredding Capacity
- 2 Reversible Chipping Blades
- 4 Reversible Shredding Knives
- 4 Additional Knives Optional
- Direct Drive Rotor
- 15 lb. Rotor Assembly Operates at 3,800 RPM



2" DEBRIS SCREENS



SC3206

- Briggs & Stratton OHV 206cc
- 3" Chipping Capacity
- 3/4" Shredding Capacity
- 2 Reversible Chipping Blades
- 8 Reversible Shredding Knives
- Single Belt Driven Rotor
- 21 lb. Rotor Assembly Operates at 3,600 RPM



3" DEBRIS SCREENS



Break down plant matter for perfect natural fertilizer



SC3306 & SC3306E

- Briggs & Stratton OHV 306cc
- 3" Chipping Capacity
- 3/4" Shredding Capacity
- 2 Reversible Chipping Blades
- 12 Reversible Shredding Knives
- Single Belt Driven Rotor
- 27 lb. Rotor Assembly Operates at 3,600 RPM

FEATURING:



Model SC3306E shown with Debris Bag

*SC3306E is electric start and non-CE compliant



New 2-bushel debris bag fits all 3" chipper/shredders

CHIPPER/SHREDDERS



SC3265

- Subaru EX 265cc
- 3" Chipping Capacity
- 3/4" Shredding Capacity
- 2 Reversible Chipping Blades
- 12 Reversible Shredding Knives
- Dual Belt Driven Rotor
- 27 lb. Rotor Assembly Operates at 3,600 RPM



SC3342

- Briggs & Stratton OHV 342cc
- 3" Chipping Capacity
- 3/4" Shredding Capacity
- 2 Reversible Chipping Blades
- 12 Reversible Shredding Knives
- Dual Belt Driven Rotor
- 27 lb. Rotor Assembly Operates at 3,600 RPM

*Model SC3342 shown with
Optional Road Towable Trailer
Kit and Optional Blower.*

Trailer Kit is non-CE compliant



**VIDEO ONLINE
SEE IT IN ACTION!**



Diamond-shaped chipping chute accommodates irregular-shaped material

TRUCK LOADING CAPABLE CHIPPER/SHREDDER

The SC5720B utilizes an integrated paddle system as part of the rotor assembly which discharges processed material through the overhead discharge tube. It also features a unique screen-less shredder system allowing complete control over processed material size.

- **Choose Your Chip Size with 5 Screen-less Shredder Settings**
- **36 Shredding Knives**
- **4 Reversible Chipping Blades**
- **Road Towable with NATM Certified Trailer**
- **Easy Access to Rotor**



TOUGH BLADES!

ECHO Bear Cat chipping blades are made from high strength, heat-treated tool steel to ensure the sharpest, longest lasting edge possible!



3 Year Consumer Warranty
*U.S. & Canada Only
1 Year Commercial Warranty
6 Month Rental Warranty

SC5720B

- Subaru EH 720cc
- 5" Chipping Capacity
- 3/4" Shredding Capacity
- 4 Reversible Chipping Blades
- 36 Shredding Knives
- Double-Banded Belt Driven Rotor
- 360° Rotating Discharge Chute
- 121 lb. Rotor Assembly Operates at 2,000 RPM

FEATURING:



*Battery not included

VIDEO ONLINE SEE IT IN ACTION!



CHIPPERS



**VIDEO ONLINE
SEE IT IN ACTION!**



FROM SMALL TO LARGE, A CHIPPER FOR EVERY JOB

The entire line up of ECHO Bear Cat chippers feature the unique designs and superior quality that is expected from a leader in the industry. Dominate your jobs with rugged dependability.

- **Up to 9" Chipping Capacity**
- **Hydraulic & Gravity Feed Designs**
- **Solid Welded Steel Construction**
- **Powerful Gas & Diesel Engine Options**
- **2" Coupler Standard on All Towable Chippers**

*Shown with optional
pintle hitch*



**Batteries are not shipped
with chippers and will need
to be purchased separately.*

3 year*
Consumer
Warranty
*U.S. & Canada Only

1 year
Commercial
Warranty

6 month
Rental
Warranty

CH4400

- Subaru EX 404cc
- Recoil Start
- 4" Chipping Capacity
- 2 Reversible Chipping Blades
- Gravity Feed
- Double-Banded Belt Driven Rotor
- 14" Cantilevered Rotor, 49 lbs.
Operates at 3,000 RPM
- 4-Sided Adjustable Anvil
- Collapsible Hitch for Convenient Storage



44" wheel base provides smooth towing capability



Making your own mulch has never been easier



Optional truck loading discharge tube available

CH5653

- Subaru EH 653cc
- 5" Chipping Capacity
- 4 Reversible Chipping Blades
- Gravity Feed
- Double-Banded Belt Driven Rotor
- 20" Rotor, 140 lbs.
Operates at 2,000 RPM
- 4-Sided Adjustable Anvil

FEATURING:



CHIPPERS

CH6720H

- Subaru EH 720cc
- 6" Chipping Capacity, 13" Wide Feed Opening
- 4 Reversible Chipping Blades
- Triple-Banded Belt Driven Rotor
- 26" Cantilevered Rotor, 165 lbs. Operates at 1,650 RPM
- 4-Sided Adjustable Anvil

FEATURING:

Electric Start

HYDRAULIC FEED

Auto-Feed

WIDE FEED OPENING



CH611DH

- Kubota Diesel 1.1 Liter
- 6" Chipping Capacity, 13" Wide Feed Opening
- 4 Reversible Chipping Blades
- Triple-Banded Belt Driven Rotor
- 26" Cantilevered Rotor, 165 lbs. Operates at 1,780 RPM
- 4-Sided Adjustable Anvil

FEATURING:

Electric Start

HYDRAULIC FEED

Auto-Feed

WIDE FEED OPENING



New digital engine control panel

CH8720iH

- Electronic Fuel Injected Subaru EH 720cc
- 8" Chipping Capacity
- 4 Reversible Chipping Blades
- Triple-Banded Belt Driven Rotor
- 30" Rotor, 275 lbs. Operates at 1,500 RPM
- 4-Sided Adjustable Anvil
- Table rotation features 15 lockable positions

FEATURING:

Electric Start

HYDRAULIC FEED

Auto-Feed



CH8993H

- Briggs & Stratton Vanguard 993cc
- 8" Chipping Capacity
- 4 Reversible Chipping Blades
- Triple-Banded Belt Driven Rotor
- 30" Rotor, 275 lbs. Operates at 1,500 RPM
- 4-Sided Adjustable Anvil
- Table rotation features 15 lockable positions

FEATURING:



CH911DH

- Kubota Diesel 1.1 Liter
- 9" Chipping Capacity
- 4 Reversible Chipping Blades
- Triple-Banded Belt Driven Rotor
- 30" Rotor, 275 lbs. Operates at 1,600 RPM
- 4-Sided Adjustable Anvil

FEATURING:



CH922DH

- Kubota Diesel 2.2 Liter
- 9" Chipping Capacity
- 4 Reversible Chipping Blades
- Triple-Banded Belt Driven Rotor
- 30" Rotor, 275 lbs. Operates at 1,600 RPM
- 4-Sided Adjustable Anvil

FEATURING:



Shown with optional pintle hitch

SKID STEER CHIPPERS

CH450H

- 4.5" Chipping Capacity
- 2 Reversible Chipping Blades
- Gravity Feed
- 14" Cantilevered Rotor, 49 lbs.
- 4-Sided Adjustable Anvil
- Universal Attach. Plate
- Min. 11 GPM, Max. 15 GPM



CH500H

- 5" Chipping Capacity
- 4 Reversible Chipping Blades
- 20" Rotor, 140 lbs.
- 4-Sided Adjustable Anvil
- Universal Attach. Plate
- Min. 15 GPM, Max. 22 GPM

FEATURING:
HYDRAULIC FEED



Dual positioning attachment points



CH800H

- 8" Chipping Capacity
- 4 Reversible Chipping Blades
- 30" Rotor, 275 lbs.
- 4-Sided Adjustable Anvil
- Universal Attach. Plate
- Min. 25 GPM, Max. 38 GPM

FEATURING:
HYDRAULIC FEED



TRACTOR VERSATILITY IS NOW YOURS

Enhance the usage of your tractor by investing in an ECHO Bear Cat PTO chipper or chipper/shredder. You will benefit from the same rugged, reliable features on the engine powered chippers and chipper/shredders.

3 year*
Consumer
Warranty
*U.S. & Canada Only

1 year
Commercial
Warranty

6 month
Rental
Warranty

**VIDEO ONLINE
SEE IT IN ACTION!**



- **Chippers and Chipper/Shredders Available**
- **Chipping up to 9" Chipping Capacity**
- **Shredding up to 3/4" Shredding Capacity**
- **Hydraulic & Gravity Feed Designs**

SC5540 - CHIPPER/SHREDDER

- 5" Chipping Capacity
- 3/4" Shredding Capacity
- 36 Reversible Shredding Knives
- 4 Reversible Chipping Blades
- Double-Banded Belt Driven Rotor
- Optional Discharge Screens Available
- 19" Rotor, 112 lbs.
- Recommended 25-45 hp at the PTO



Shown with optional vacuum and blower kit



SC5540B - CHIPPER/SHREDDER/BLOWER

- 5" Chipping Capacity
- 3/4" Shredding Capacity
- 36 Shredding Knives
- 4 Reversible Chipping Blades
- Double-Banded Belt Driven Rotor
- Screen-less Shredder System
- 20.6" Rotor, 145 lbs.
- Recommended 25-45 hp at the PTO



PTO MACHINES

CH45540

- 4.5" Chipping Capacity
- 2 Reversible Chipping Blades
- Double-Banded Belt Driven Rotor
- Gravity Feed
- 14" Cantilevered Rotor, 49 lbs. Operates at 2,000 RPM
- 4-Sided Adjustable Anvil
- Optional Discharge Chute For Truck Loading
- Recommended 15-28 hp at the PTO



Optional truck loading discharge chute available for CH45540

CH5540

- 5" Chipping Capacity
- 4 Reversible Chipping Blades
- Double-Banded Belt Driven Rotor
- Gravity Feed
- 20" Rotor, 140 lbs. Operates at 1,615 RPM
- 4-Sided Adjustable Anvil
- Recommended 25-45 hp at the PTO



Double-banded belt drive



CH5540H

- 5" Chipping Capacity
- 4 Reversible Chipping Blades
- Double-Banded Belt Driven Rotor
- 20" Rotor, 140 lbs. Operates at 1,615 RPM
- 4-Sided Adjustable Anvil
- Recommended 25-45 hp at the PTO

FEATURING:
HYDRAULIC FEED



360° rotating discharge chute is easily adjustable

CH8540

- 8" Chipping Capacity
- 4 Reversible Chipping Blades
- Triple-Banded Belt Driven Rotor
- Gravity Feed
- 30" Rotor, 275 lbs. Operates at 1,500 RPM
- 4-Sided Adjustable Anvil
- Recommended 35-60 hp at the PTO



CH9540H

- 9" Chipping Capacity
- 4 Reversible Chipping Blades
- Triple-Banded Belt Driven Rotor
- 30" Rotor, 275 lbs. Operates at 1,500 RPM
- 4-Sided Adjustable Anvil
- Recommended 35-60 hp at the PTO

FEATURING:

HYDRAULIC FEED

Auto-Feed



3-point hitch mount hook up

CHF9540H

- 9" Chipping Capacity
- 16 Reversible Chipping Blades
- Triple-Banded Belt Driven Rotor
- 30" Rotor, 275 lbs. Operates at 1,500 RPM
- 4-Sided Adjustable Anvil
- Recommended 35-60 hp at the PTO
- New 360° Orchard Discharge Chute Design

FEATURING:

HYDRAULIC FEED

Auto-Feed

The Orchard Chipper

This chipper has 16 blades and is specially designed to produce the smallest end product possible from a large scale chipper.



PRESSURE WASHERS



THE POWER TO CLEAN UP THE TOUGH STUFF

- **Ideal for Cleaning a Variety of Surfaces**
- **Optional Accessories to Adapt to Any Job**
- **Foam-Filled, Flat-Free Tires**
- **Heavy Duty Steel Frames on Engine Powered Models**

PW1813E

- 1,800 PSI
- 1.3 GPM
- Electric Model
- 20 ft. Hose
- Convenient Hose Reel
- 2-Piece Quick Connect
- Variable Spray & Pressure Nozzle
- Turbo Nozzle Accessory
- Detergent Bottle



PW2700

- 2,700 PSI
- 2.3 GPM
- Honda GC160 Engine
- Axial Pump
- Low Pressure Chemical Injector
- 25 ft. x 1/4" Hose Included



PW3000

- 3,000 PSI
- 2.8 GPM
- Honda GX200 Engine
- Triplex Pump
- Low Pressure Chemical Injector
- 25 ft. x 1/4" Hose Included



PW4000

- 4,000 PSI
- 4 GPM
- Honda GX390 Engine
- Triplex Pump
- Low Pressure Chemical Injector
- 50 ft. x 3/8" Hose Included



18' TELESCOPING WAND

Models:

- PW2700
- PW3000
- PW4000



90° PIVOTING COUPLER

Models:

- PW2700
- PW3000
- PW4000



LONG RANGE SOAP NOZZLE

Models:

- PW2700
- PW3000
- PW4000



UNIVERSAL PRESSURE GAUGE

Models:

- PW2700
- PW3000
- PW4000



LOW PRESSURE SOAP INJECTOR

Models:

- PW2700
- PW3000
- PW4000



GUTTER CLEANER

Models:

- PW2700
- PW3000
- PW4000



12" WHIRL-A-WAY FLAT SURFACE CLEANER

Models:


- PW2700
- PW3000
- PW4000



16" WHIRL-A-WAY FLAT SURFACE CLEANER

Models:

- PW2700
- PW3000
- PW4000



12" WATER BROOM

Models:

- PW2700
- PW3000
- PW4000



PREMIUM SAE30 PUMP OIL

Models:

- PW2700
- PW3000
- PW4000



ROTATING BRUSH KIT

Models:

- PW2700



**CHECK OUT
THE COMPLETE
LIST OF ACCESSORIES
ONLINE**

www.bearcatproducts.com

WATER PUMPS

PROVIDES AMPLE POWER FOR DEMANDING CONDITIONS

- Recoil Start & Low Oil Alert
- Centrifugal Aluminum Pumps
- Heavy Duty Cast-Iron Impellers

3 year*
Consumer
Warranty
*U.S. & Canada Only

1 year
Commercial
Warranty

6 month
Rental
Warranty

WP2158

- 196cc Honda GX200 Engine
- Fuel Tank Capacity 0.82 Gal. (3.1 Litres)
- 2" Intake Connection MNPT
- 2" Outlet Connection MNPT
- 158 GPM Max. Flow
- 82' Total Lift
- 26' Suction Lift



WP3264

- 196cc Honda GX200 Engine
- Fuel Tank Capacity 0.82 Gal. (3.1 Litres)
- 3" Intake Connection MNPT
- 3" Outlet Connection MNPT
- 264 GPM Max. Flow
- 85' Total Lift
- 26' Suction Lift



WP4422

- 389cc Honda GX390 Engine
- Fuel Tank Capacity 1.8 Gal. (6.1 Litres)
- 4" Intake Connection MNPT
- 4" Outlet Connection MNPT
- 422 GPM Max. Flow
- 98' Total Lift
- 26' Suction Lift



TRASH PUMPS



DEPENDABLE & BUILT TO LAST

These Trash Water Pumps are powered by Honda engines with recoil start and low oil alert. Designed for use in job sites and other applications that require high-volume, trash water capacity.

- Recoil Start & Low Oil Alert
- Centrifugal Aluminum Pumps
- Heavy Duty Cast-Iron Impellers



TP2158

- 196cc Honda GX200 Engine
- Fuel Tank Capacity 0.82 Gal. (3.1 Litres)
- 2" Intake Connection MNPT
- 2" Outlet Connection MNPT
- 158 GPM Max. Flow
- Up to 5/8" Solids
- 85' Total Lift
- 26' Suction Lift



TP3264

- 196cc Honda GX200 Engine
- Fuel Tank Capacity 0.82 Gal. (3.1 Litres)
- 3" Intake Connection MNPT
- 3" Outlet Connection MNPT
- 264 GPM Max. Flow
- Up to 1.0" Solids
- 85' Total Lift
- 26' Suction Lift



FIRE CARTS



RELIABLE, COMPACT & PORTABLE

Designed for moving water over extended distances or heights. Everything you need to fight fires on your property.

Ideal for cottages and rural sites with access to lakes, ponds or streams.

- **Recoil Start & Low Oil Alert**
- **Centrifugal Aluminum Pumps**
- **Heavy Duty Cast-Iron Impellers**

FP2126

- 196cc Honda GX200 Engine
- Fuel Tank Capacity 0.5 Gal. (2.0 Litres)
- 2" Intake Connection MNPT
- 2" Outlet Connection MNPT
- 126 GPM Max. Flow on Pump
- 197' Total Lift
- 26' Suction Lift

STAY CONNECTED!



Keep up with the latest
ECHO Bear Cat
News, Equipment &
Demonstrations



FIND YOUR LOCAL ECHO BEAR CAT DEALER

For more information on ECHO Bear Cat products or to locate your nearest dealer, scan this QR code with your smartphone's QR code app.

BIG POWER COMES IN SMALL PACKAGES

ECHO Bear Cat Generators are easy to start and pack a powerful punch. Don't just wish you owned one, power up with ECHO Bear Cat Inverters and Generators.

- **Easy Starting Gasoline Engines**
- **2 Electric Start Models**
- **CARB Compliant 50 State Engines**
- **Automatic Low Oil Shutdown on All Models**



IG2000

- 79cc Gasoline Engine
- 2,000 Max. Watt Output
- 1,600 Running Watt Output
- Recoil Start
- 1 Gal. Fuel Capacity
- 48 lbs. Dry Weight
- Parallel Connection Capable



IG3500E

- 212cc Gasoline Engine
- 3,500 Max. Watt Output
- 3,000 Running Watt Output
- Electric Start
- 2.6 Gal. Fuel Capacity
- 93 lbs. Dry Weight with Included Battery
- Parallel Connection Capable



GN5200

- 270cc Honda GX270 Engine
- 5,200 Max. Watt Output
- 4,200 Running Watt Output
- Recoil Start
- 6.6 Gal. Fuel Capacity
- 154 lbs. Dry Weight



GN7100E

- 389cc Honda GX390
- 7,100 Max. Watt Output
- 5,800 Running Watt Output
- Electric Start
- 6.6 Gal. Fuel Capacity
- 190 lbs. Dry Weight with Included Battery



WHEELED TRIMMERS



**VIDEO ONLINE
SEE IT IN ACTION!**



YOU CAN DEPEND ON THE POWER & PERFORMANCE!

This user-friendly family of wheeled trimmers are customizable to your most demanding trimming needs.

- **Solid Steel Body Construction**
- **24" Cutting Width**
- **Sealed Bearing Wheels For Easy Operation**
- **Foam Padded Handlebar For Comfort**
- **Adjustable Height Handlebar**



Easy conversion to options



Optional 14" Sabre Tooth Blade



Optional 14" Triple Blade Brush Cutter

WHEELED TRIMMERS


WT189

- Subaru EA 190V, 189cc
- Push Drive

FEATURING:



*Off-Set Trim
13 degrees of off-
set to the left*



WT190

- Briggs & Stratton 190cc
- Push Drive

FEATURING:



*Heavy-duty sealed
bearing wheels*



WT190S

- Briggs & Stratton 190cc
- 3 Variable Speeds

FEATURING:



*Heavy-duty
transmission with
chain driven wheels*



WT190T

- Briggs & Stratton 190cc
- Push Drive
- Tilt Body/Cutting Head

FEATURING:



*Tilt – 3 positions:
5 degrees, 10 degrees
& 13 degrees*



STUMP GRINDER

DON'T GET CAUGHT BETWEEN A STUMP & A HARD PLACE

The SG340 utilizes 12 hardened, carbide-tipped cutting teeth rotating at 3,600 RPM for fast grinding, smooth cutting and smaller chips and debris. With a wheel base of only 23", getting close to buildings or fitting through gate openings to access stumps is quick and easy.

- **Double-Banded Belt Driven Cutting Head**
- **Fully Enclosed Housing**
- **16" Flat-Free Tires**



**VIDEO ONLINE
SEE IT IN ACTION!**



SG340

- Honda GXV 340cc
- Double-Banded Belt Driven Cutting Head
- Only 195 lbs.
- 23" Wheel Base
- 12 Hardened, Carbide-Tipped Cutting Teeth

3 year*
Consumer
Warranty
*U.S. & Canada Only

1 year
Commercial
Warranty

6 month
Rental
Warranty



WHEELED VACUUMS



CLEANS UP LARGE AREAS QUICKLY

An ECHO Bear Cat Wheeled Vacuum is a great way for homeowners, commercial crews or municipalities to quickly and efficiently pick up leaves, grass or other light debris.

- **27" Intake Width**
- **5 Height Settings**
- **Serrated Fan Blades**
- **6-Bushel Capacity Bag**
- **Optional Vacuum Hose Kit**
- **Optional Steel Housing Wear Liners**

3 year*
Consumer
Warranty
*U.S. & Canada Only

1 year
Commercial
Warranty

6 month
Rental
Warranty



WV160

- Honda GCV 160cc
- Push Drive



WV190

- Briggs & Stratton Professional Series 190cc
- Push Drive



WV160S

- Honda GCV 160cc
- 3 Variable Speeds

FEATURING:



WV190S

- Briggs & Stratton Professional Series 190cc
- 3 Variable Speeds

FEATURING:



DEBRIS LOADERS



**VIDEO ONLINE
SEE IT IN ACTION!**



CLEAN UP ON-THE-GO

An ECHO Bear Cat Debris Loader allows commercial operators and municipalities to quickly collect leaves, grass or other light debris as efficiently as possible.

The large hose allows for vast amounts of leaves and debris to be reduced in a short span of time.

- **Solid Welded Steel Housings**
- **360° Rotating Discharge Tubes**
- **Receiver & Skid Mount Designs**
- **Serrated Fan Blades**
- **Commercial-Grade Steel Ribbed Hoses**
- **Optional Trailer for 12" Models With Storage Deck**

3 year*
Consumer
Warranty
*U.S. & Canada Only

1 year
Commercial
Warranty

6 month
Rental
Warranty



Shown with optional light kit

DEBRIS LOADERS



DL8

- Subaru EX 404cc
- Direct Drive
- Recoil Start
- 8" Intake Capacity
- 4-Blade/16" Fan
- 3,500 CFM
- Receiver Mountable



DL10

- Briggs & Stratton Vanguard 570cc
- Direct Drive
- 10" Intake Capacity
- 4-Blade/16" Fan
- 3,900 CFM
- Receiver Mountable

FEATURING:



Oversized, lightweight aluminum handles



360° Discharge Rotation



Loading and unloading capabilities

DL12653

- Subaru EH 653cc
- Direct Drive
- 12" Intake Capacity
- 4-Blade/20" Fan
- 5,100 CFM
- Skid Mount

FEATURING:



DL12720

- Subaru EH 720cc
- Double-Banded Belt
- 12" Intake Capacity
- 4-Blade/20" Fan
- 5,100 CFM
- Skid Mount

FEATURING:



Shown with optional trailer

LOG SPLITTERS

GET THE JOB DONE QUICKLY AND EASILY!

Hard working machines that make quick work of any log up to 24" in length. Redesigned for easier conversion from the horizontal to vertical position.

ECHO Bear Cat Log Splitters use ATF (Dexron III) in the hydraulic system for top performance in all weather conditions.

- **30" Bed Height for Comfort**
- **Vertical or Horizontal Positions**
- **Commercial Grade Components**
- **Solid Welded Steel Construction**
- **Industrial Strength I-Beam Design**
- **Road Towable up to 40 mph**
- **Fold Up Hitch for Convenient Storage**

LS22

- Subaru SP 170
- Up to 22 Tons of Splitting Force
- Log Stripper Plate Standard
- Engine Guard Plate Standard
- 2-Stage, 14 GPM pump
- 12 sec. Cycle Time, 4 Gal. Hyd. System



LS27

- Subaru SP 210
- Up to 27 Tons of Splitting Force
- Log Stripper Plate Standard
- Engine Guard Plate Standard
- 2-Stage, 14 GPM pump
- 14 sec. Cycle Time, 4.5 Gal. Hyd. System



3 year* Consumer Warranty
*U.S. & Canada Only

1 year Commercial Warranty

6 month Rental Warranty



Unique wedge design for quick splitting

**VIDEO ONLINE
SEE IT IN ACTION!**



CHIPPER/SHREDDERS							
	SC2170	SC3206	SC3265	SC3306	SC3306E	SC3342	SC5720B
Engine	Subaru SP 170cc	B&S OHV 206cc	Subaru EX 265cc	B&S OHV 306cc	B&S OHV 306cc	B&S OHV 342cc	Subaru EH 720cc
Starter Type	Recoil	Recoil	Recoil	Recoil	Electric	Recoil	Electric
Max. Chipping Capacity	2"	3"	3"	3"	3"	3"	5"
Max. Shredding Capacity	3/4"	3/4"	3/4"	3/4"	3/4"	3/4"	3/4"
Chip. Chute Throat	2" x 2"	3" x 3"	3" x 3"	3" x 3"	3" x 3"	3" x 3"	5.25" x 5.25"
Shred. Hopper Opening	16" x 20"	12" x 25"	12" x 25"	12" x 25"	12" x 25"	12" x 25"	13" x 18"
Chipping Blades	2 Reversible	2 Reversible	2 Reversible	2 Reversible	2 Reversible	2 Reversible	4 Reversible
Shredding Knives	4 Standard	8	12	12	12	12	36
Drive Type	Direct	Single Belt	Dual Wrapped Belts	Single Belt	Single Belt	Dual Wrapped Belts	Double-Banded Belt
Rotor Size/Weight	12.8"/15 lbs.	12"/21 lbs.	12"/27 lbs.	12"/27 lbs.	12"/27 lbs.	12"/27 lbs.	20.6"x.75"/121 lbs.
Dimensions (LxWxH)	29" x 23" x 50"	40" x 25" x 46"	40" x 25" x 46"	40" x 25" x 46"	40" x 25" x 46"	40" x 25" x 46"	92" x 52" x 92"
Weight	120 lbs.	195 lbs.	250 lbs.	228 lbs.	241 lbs.	263 lbs.	930 lbs.

CHIPPERS				
	CH4400	CH5653	CH611DH	CH6720H
Engine	Subaru EX 404cc	Subaru EH 653cc	Kubota Diesel 1.1 Liter	Subaru EH 720cc
Starter Type	Recoil	Electric	Electric	Electric
Max. Chipping Capacity	4"	5"	6"	6"
Chute Opening	13" x 15"	27" x 28"	33" x 37"	33" x 37"
Chute Throat	5" x 5"	5.5" x 6"	6.5" x 13"	6.5" x 13"
Rotor Size/Weight	Cantilevered 14" x 1"/49 lbs.	20" x 1.25"/140 lbs.	Cantilevered 26" x 1"/165 lbs.	Cantilevered 26" x 1"/165 lbs.
Chipping Blades	2 Reversible Heat-treated	4 Reversible Heat-treated	4 Reversible Heat-treated	4 Reversible Heat-treated
Drive Type	Double-Banded Belt	Double-Banded Belt	Triple-Banded Belt	Triple-Banded Belt
Feed System	Gravity/Self Feed	Gravity/Self Feed	Hydraulic	Hydraulic
Hydraulic Controller	N/A	N/A	Plus+1® Controller w/Auto Feed	Plus+1® Controller w/Auto Feed
Machine Dimensions (LxWxH)	75" x 51" x 45"	80" x 57" x 95"	143" x 59" x 93"	126" x 57" x 104"
Wheels/Tires	4.8-8	5.3-12	P215-75R15	P205-75R14
Wheel Base	44"	44"	50"	50"
Weight	536 lbs.	950 lbs.	2,300 lbs.	1,656 lbs.
	CH8720iH	CH8993H	CH911DH	CH922DH
Engine	EFI Subaru EH 720cc	B&S Vanguard 993cc	Kubota Diesel 1.1 Liter	Kubota Diesel 2.2 Liter
Starter Type	Electric	Electric	Electric	Electric
Max. Chipping Capacity	8"	8"	9"	9"
Feed Chute Opening	30" x 31"	30" x 31"	30" x 31"	30" x 31"
Feed Chute Throat	9" x 9"	9" x 9"	9" x 9"	9" x 9"
Rotor Size/Weight	30" x 1.25"/275 lbs.	30" x 1.25"/275 lbs.	30" x 1.25"/275 lbs.	30" x 1.25"/275 lbs.
Chipping Blades	4 Reversible Heat-treated	4 Reversible Heat-treated	4 Reversible Heat-treated	4 Reversible Heat-treated
Drive Type	Triple-Banded Belt	Triple-Banded Belt	Triple-Banded Belt	Triple-Banded Belt
Feed System	Hydraulic	Hydraulic	Hydraulic	Hydraulic
Hydraulic Controller	Plus+1® Controller w/Auto Feed	Plus+1® Controller w/Auto Feed	Plus+1® Controller w/Auto Feed	Plus+1® Controller w/Auto Feed
Machine Dimensions (LxWxH)	136" x 79" x 95"	136" x 79" x 95"	119" x 79" x 96"	119" x 79" x 96"
Wheels/Tires	P215-75R15	P215-75R15	P215-75R15	P215-75R15
Wheel Base	69"	69"	69"	69"
Weight	2,225 lbs.	2,350 lbs.	2,480 lbs.	2,700 lbs.

*Specs will slightly vary for CE compliant models.

STAY CONNECTED!



Keep up with the latest ECHO Bear Cat News, Demonstrations & Equipment

SPECS

PTO CHIPPERS AND CHIPPER/SHREDDERS

	SC5540	SC5540B	CH45540	CH5540
PTO Input Power Range	25-45 hp	25-45 hp	15-28 hp	25-45 hp
Max. Chipping Capacity	5'	5'	4.5'	5'
Max. Shredding Capacity	3/4"	3/4"	N/A	N/A
Chipper Chute Opening	9" x 9"	9" x 9"	13" x 14.5"	28" x 28"
Chipper Chute Throat	5.25" x 5.25"	5.25" x 5.25"	4.5" x 5"	5.5" x 7.5"
Shredder Chute Opening	20" x 30"	13" x 20"	N/A	N/A
Rotor Size/Weight	19" x .75"/112 lbs.	20.6" x .75"/145 lbs.	Cantilevered 14" x 1"/49 lbs.	20" x 1.25"/140 lbs.
Chipping Blades	4 Reversible Heat-treated	4 Reversible Heat-treated	2 Reversible Heat-treated	4 Reversible Heat-treated
Shredding Knives	36	36	N/A	N/A
Drive Type	Double-Banded Belt	Double-Banded Belt	Double-Banded Belt	Double-Banded Belt
Feed System	Gravity/Self Feed	Gravity/Self Feed	Gravity/Self Feed	Gravity/Self Feed
Machine Dimensions (LxWxH)	44" x 43" x 48"	49" x 50" x 87"	40" x 41" x 44"	50" x 45" x 90"
Weight	450 lbs.	720 lbs.	361 lbs.	600 lbs.
	CH5540H	CH8540	CH9540H	CHF9540H
PTO Input Power Range	25-45 hp	35-60 hp	35-60 hp	35-60 hp
Max. Chipping Capacity	5'	8'	9'	9'
Max. Shredding Capacity	N/A	N/A	N/A	N/A
Chipper Chute Opening	28" x 28"	30" x 31"	30" x 31"	30" x 31"
Chipper Chute Throat	5.5" x 7.5"	9" x 9"	9" x 9"	9" x 9"
Shredder Chute Opening	N/A	N/A	N/A	N/A
Rotor Size/Weight	20" x 1.25"/140 lbs.	30" x 1.25"/275 lbs.	30" x 1.25"/275 lbs.	30" x 1.25"/275 lbs.
Chipping Blades	4 Reversible Heat-treated	4 Reversible Heat-treated	4 Reversible Heat-treated	4 Reversible Heat-treated
Drive Type	Double-Banded Belt	Triple-Banded Belt	Triple-Banded Belt	Triple-Banded Belt
Feed System	Hydraulic	Gravity/Self Feed	Hydraulic	Hydraulic
Hydraulic Controller	N/A	N/A	Plus+1® Controller w/Auto Feed	Plus+1® Controller w/Auto Feed
Machine Dimensions (LxWxH)	68" x 49" x 90"	54" x 47" x 93"	70" x 50" x 93"	70" x 61" x 63"
Weight	980 lbs.	886 lbs.	1,300 lbs.	1,300 lbs.

SKID STEER MOUNT CHIPPERS

	CH450H	CH500H	CH800H
Max. Chipping Capacity	4.5'	5'	8'
Power Source	Mini Skid Steer 11-15 GPM	15-22 GPM	25-38 GPM
Rotor Size/Weight	Cantilevered, 14" x 1"/49 lbs. rotates at: 2,700 RPM at 11 GPM, 3,700 RPM at 15 GPM	20" x 1.25"/140 lbs., rotates at: 2,700 RPM at 15 GPM, 4,000 RPM at 22 GPM	30" x 1.25"/275 lbs., rotates at: 1,600 RPM at 25 GPM, 2,500 RPM at 38 GPM
Machine Dimensions (LxWxH)	41" x 28" x 40"	73" x 53" x 93"	74" x 60" x 88"
Chipping Blades	2 reversible steel blades with 4-sided adjustable anvil	4 reversible steel blades with 4-sided adjustable anvil	4 reversible steel blades with 4-sided adjustable anvil
Feed System	Gravity/Self Feed	Hydraulic Feed	Hydraulic Feed
Chipper Chute Opening	12" x 13"	27" x 28"	30" x 31"
Chipper Chute Throat	4.5" X 4.5"	5.5" x 7"	9" X 9"
Weight	286 lbs.	1,145 lbs.	1,525 lbs.

WHEELED TRIMMERS

	WT189	WT190	WT190T	WT190S
Engine	Subaru EA 190V 189cc	Briggs & Stratton Quantum 190cc	Briggs & Stratton Quantum 190cc	Briggs & Stratton Quantum 190cc
Starter Type	Recoil	Recoil	Recoil	Recoil
Drive	Push	Push	Push	3 Sp. Self-Propelled
Cutting Height	1-7/8" & 2-3/4"	1-7/8" & 2-3/4"	1-7/8" & 2-3/4"	1-7/8" & 2-3/4"
Trimming Features	Off-Set Trim	Off-Set Trim	Tilt-n-Trim	N/A
Dimensions (LxWxH)	50" x 21" x 38"	50" x 21" x 38"	50" x 21" x 38"	50" x 21" x 38"
Weight	84 lbs.	77 lbs.	77 lbs.	82 lbs.

WHEELED VACUUMS

	WV160	WV160S	WV190	WV190S
Engine	Honda GCV 160cc	Honda GCV 160cc	Briggs & Stratton Pro Series 190cc	Briggs & Stratton Pro Series 190cc
Starter Type	Recoil	Recoil	Recoil	Recoil
Drive	Push	3 Sp. Self-Propelled	Push	3 Sp. Self-Propelled
Vacuum Height	.25" - 4.5"	.25" - 4.5"	.25" - 4.5"	.25" - 4.5"
Fan Rotor	5 blade steel	5 blade steel	5 blade steel	5 blade steel
Intake Width	27"	27"	27"	27"
Bag Capacity	6 bushel	6 bushel	6 bushel	6 bushel
Dimensions (LxWxH)	61" x 27" x 46"	61" x 27" x 46"	61" x 27" x 46"	61" x 27" x 46"
Weight	108 lbs.	121 lbs.	113 lbs.	126 lbs.

DEBRIS LOADERS

	DL8	DL10	DL12653	DL12720
Engine	Subaru EX 404cc	B&S Vanguard 570cc	Subaru EH 653cc	Subaru EH 720cc
Starter Type	Recoil	Electric	Electric	Electric
Drive	Direct	Direct	Direct	Double-Banded Belt
Intake Dia.	8"	10"	12"	12"
Hose Length	12'	12'	12'	12'
Fan Size	Serrated 4-Blade/16"	Serrated 4-Blade/16"	Serrated 4-Blade/20"	Serrated 4-Blade/20"
CFM	3500	3900	5100	5100
Dimensions (LxWxH)	35" x 25" x 58"	35" x 25" x 58"	30" x 50" x 86"	30" x 50" x 86"
Weight	300 lbs.	340 lbs.	595 lbs.	675 lbs.
Mount Type	Receiver Mount	Receiver Mount	Skid Mount	Skid Mount

STUMP GRINDER

	SG340
Engine	Honda GXV 340 cc
Starter Type	Recoil
Drive Type	Double-Banded Belt
Cutting Teeth	12 Carbide-Tipped
Cutter Head	7" Dia.
Cutter Head RPM	3,600
Dimensions (LxWxH)	52" x 23" x 44"
Weight	195 lbs.
Wheels	16" Flat Free

PRESSURE WASHERS

	PW1813E	PW2700	PW3000	PW4000
Engine	Electric	Honda GC160	Honda GX200	Honda GX390
Starter Type	N/A	Recoil	Recoil	Recoil
PSI	1800	2700	3000	4000
GPM	1.3	2.3	2.8	4
Dimensions (LxWxH)	9" x 11" x 32"	30" x 21" x 29"	30" x 21" x 29"	39" x 22" x 28"
Weight	25 lbs.	72 lbs.	85 lbs.	135 lbs.

LOG SPLITTERS

	LS22	LS27
Engine	Subaru SP 170cc	Subaru SP 210cc
Starter Type	Recoil	Recoil
Tonnage	22	27
Cylinder (Bore x Stroke)	4" x 24"	4.5" x 24"
Max. Log Length	24"	24"
Dimensions (LxWxH)	84" x 39" x 40"	84" x 39" x 40"
Weight	450 lbs.	455 lbs.
Cycle Time	12 Seconds	14 Seconds
Hyd. Tank Capacity	4 Gal.	4.5 Gal.
Hyd. Pump	2-stage/14 GPM	2-stage/14 GPM

GENERATORS

	IG2000	IG3500E	GN5200	GN7100E
Engine	79cc	212cc	Honda GX270	Honda GX390
Start Type	Recoil	Electric or Recoil	Recoil	Electric or Recoil
AC Max Output	2000	3500	5200	7100
AC Max Continuous Output	1600	3000	4200	5800
Dimensions (LxWxH)	20" x 10" x 19"	17" x 23" x 20"	28" x 29" x 23.5"	28" x 29" x 23.5"
Weight	48 lbs.	93 lbs.	154 lbs.	190 lbs.



STAY CONNECTED!



Keep up with the latest ECHO Bear Cat News, Demonstrations & Equipment

ACCESSORIES

CHIPPER/SHREDDERS

SC2170

Standard Screen 1.13"
P/N: 76758-35

Fine Screen .75"
P/N: 76893-35

Wet Debris Screen
P/N: 77639-35

Shredder Knives Kit
P/N: 77616-00

Additional Shredder
Knives Kit
P/N: 77618-00

Chipper Blade Kit
P/N: 70738

All 3"

CHIPPER/SHREDDERS

Two-Wheel Tow Kit
P/N: 77000-00

Leaf Tamper
P/N: 70089

All Weather Cover
P/N: 70093

Chipper Blade Kit
P/N: 70738

Road Towable
Chipper/Shredder Trailer
P/N: 77353-00

Supplemental Adapter Kit for
Wide Body models
Serial C03477 & below
P/N: 77700-00

Supplemental Adapter Kit
for model SC3206 Serial
C03477 and below
P/N: 77701-00

Attachable Debris Bag
P/N: 70355-00

SC3206

Screen - Fine .375"
P/N: 77382-12

Screen - Medium .75"
77383-12

Screen - Coarse (Standard)
1.375"
P/N: 77384-12

Screen - Wet Debris
P/N: 77385-12

Shredder Knives Kit
P/N: 77589-00

SC3265, SC3306,
SC3306E, SC3342
Screen - Fine .375"
P/N: 77386-12

Screen - Medium .75"
P/N: 77387-12

Screen - Coarse (Standard)
1.375"
P/N: 77388-12

Screen - Wet Debris
P/N: 77389-12

Blower Attachment
P/N: 70251

Shredder Knives Kit
P/N: 70973

SC5720B

Chipper Blade Kit
P/N: 72493

Shredder Knives Kit
P/N: 77613-00

**Looking for a
service part?**

Find your parts manual
online for a complete list
www.bearcatproducts.com

DEBRIS LOADERS

DL8 & DL10

Wear Liner Replacement Kit
P/N: 77398-00

4' Flexible
Horizontal Chute Extension
P/N: 74737-00

16" Vertical Chute Extension
P/N: 75888-00

Receiver Mount Kit
P/N: 77464-00

Deflector Cap Kit
P/N: 77450-00

DL10, DL12653 & DL12720

12 Volt Work Light Kit
P/N: 77105-00

DL12653 & DL12720
Wear Liner Replacement Kit
P/N: 77073-00

4' Flexible
Horizontal Chute Extension
P/N: 74737-00

16" Vertical Chute Extension
P/N: 75888-00

Universal Road Towable
Trailer Kit
P/N: 77041-00

CHIPPERS

Blade Kits:

CH611DH, CH6720H,
CH8720iH, CH8993H
CH911DH & CH922DH
P/N: 76293-00

CH4400

P/N: 76295-00

CH5653

P/N: 72493

4.5"x 4.5" Discharge Chute
CH450H & CH4400
P/N: 74634-00

360° Orchard
Discharge Chute

CH8720iH, CH8993H,
CH911DH & CH922DH
P/N: 71725-00

Tach/Hour Kit - Gas

All Gas Engines
P/N: 31605-00

Hour Meter Kit - Diesel

All Diesel Engines
P/N: 71921

2 5/16" Coupler

CH611DH, CH6720H,
CH8720iH, CH8993H,
CH911DH, CH922DH
P/N: 14519-00

Optional Engine Guard Kit
CH6720H
P/N: 70135-00

Pintle Hitch

CH611DH, CH6720H
CH8720iH, CH8993H,
CH911DH & CH922DH
P/N: 14900-00

Spare Tire Kit

CH611DH & CH6720H
P/N: 75291-00

Knee Bars

CH611DH & CH6720H
P/N: 76945-00
CH8720iH, CH8993H,
CH911DH & CH922DH
P/N: 76195-00

Fine Chip Rotor Kit

8" & 9" Models
P/N: 71728-00

Adjustable Feed
Speed Sensor Kit
CH6720H
P/N: 76820-00

Electric Brakes

CH911DH & CH922DH
P/N: 71072-00

STUMP GRINDER

SG340

12 Tooth Cutter
Replacement Kit
P/N: 76292-00

PTO MODELS

Blade Kits

CH45540, CH450H
P/N: 76295-00

CH5540, CH5540H,
CH500H, SC5540 &
SC5540B
P/N: 72493

CH8540 & CH9540H
P/N: 76293-00

CHF9540H

P/N: 74830-00

Auto Feed Upgrade Kit

CH5540H
P/N: 73071

Discharge Chute

4.5" x 4.5"

CH45540
P/N: 74634-00

360° Orchard

Discharge Chute

CH8540 & CH9540H
P/N: 71725-00

Fine Chip Rotor Kit

8" & 9" Models
P/N: 71728-00

Shredder Knife Kit

SC5540 & SC5540B
P/N: 70972

SC5540

Vacuum Hose Kit
P/N: 71125

(requires P/N: 71110)

Two-Speed Blower

P/N: 71110

Single-Speed Blower

P/N: 70487

Fine Screen .375"

P/N: 70703

Medium Screen .75"

P/N: 70531

Standard Screen 1.5"

P/N: 70332

Wet Debris Screen

P/N: 70559

LOG SPLITTERS

LS22 & LS27

Log Splitter Cradle Kit
P/N: 77189-00

Fenders & Tail Lights Kit
P/N: 77510-00

4-Way Wedge Kit

P/N: 77514-00 (for use on
SN C01077 through F01052)

WHEELED TRIMMERS

WT189, WT190,
WT190T & WT190S

.155" Diameter Line
Round, 10 Pack
P/N: 72780

Round, 1 lb. Donut
P/N: 12390

Square, 10 Pack
P/N: 72779

Square, 1 lb. Donut
P/N: 12391

10 Pack, 20" pre-cut length
P/N: 32029-00

CROSSFIRE® LINE .175" Diameter

10 Pack
20" pre-cut length
P/N: 32031-00

75' Donut
P/N: 32033-00

3 lb. Spool
P/N: 32035-00

14" Sabre Tooth Blade
P/N: 74548-00

14" Triple Blade
Brush Cutter
P/N: 32086-00

Nylon Blade Kit
P/N: 73060

Proline Head
P/N: 74891-00

Heat-Treated Steel Mow Blade
P/N: 72704-12

Cast Iron Mow Ball
P/N: 71629-12

WHEELED VACUUMS

WV160, WV160S,
WV190 & WV190S
Hard-Bottomed Debris Bag
P/N: 71042-00

Caster Wheels Kit
P/N: 76967-00

Hose Kit
P/N: 73606-00

Vacuum Nozzle Wear Plate Kit
P/N: 73640-00

Vacuum Wear Liner
P/N: 76466-00

PRESSURE WASHERS

All Pressure Washers PW2700, PW3000 & PW4000

18' Telescoping Wand
P/N: 9619000004

Long Range Soap Nozzle
P/N: 9619000005

Quick Connect 65o Brass
Soaper Nozzle
P/N: 9619000011

90° Pivoting Coupler
P/N: 9619000013

Universal Pressure Gauge
P/N: 9619000014

Low Pressure Soap
Injector Kit
P/N: 9619000015

Chemical Injector Hose 3 ft.,
w/Filter
P/N: 9619000016

Gutter Cleaner

P/N: 96190000017

12" Water Broom

P/N: 96190000018

Premium SAE30 Pressure Washer Pump Oil

P/N: 96190000021

Anti-Freeze Solution
P/N: 96190000022

12" Whirl-A-Way Flat
Surface Cleaner
P/N: 96190000023

16" Whirl-A-Way Flat
Surface Cleaner
P/N: 96190000024

PW2700

#3.0 Spray Nozzle Set
P/N: 96190000000

Replacement Spray Gun Kit
P/N: 96190000003

#3.0 Spray Nozzles
P/N: 96190000007

25' Replacement/Extension
Hose up to 4000 PSI
P/N: 96190000009

#3.0 Spray Nozzle Set
P/N: 96190000000

3200 PSI Max Rotary Nozzle
P/N: 96190000025

Rotating Brush Kit
P/N: 96190000101

PW3000

#3.0 Spray Nozzle Set
P/N: 96190000000

36" Gun, Wand & Couplings
P/N: 96190000002

#3.0 Spray Nozzles
P/N: 96190000007

25' Replacement/Extension
Hose up to 4000 PSI
P/N: 96190000009

50' Replacement/Extension
Hose up to 4,000 PSI
P/N: 96190000010

3200 PSI Max Rotary Nozzle
P/N: 96190000025

PW4000

36" Gun, Wand & Couplings,
Up to 4000 PSI
P/N: 96190000002

Rotary Nozzle Assy,
#3.5 ECHO
P/N: 96190000006

#3.5 Spray Nozzles
P/N: 96190000008

50' Replacement/Extension
Hose up to 4,000 PSI
P/N: 96190000010

**Looking for a
service part?**

Find your parts manual
online for a complete list
www.bearcatproducts.com

**Batteries for machines are sold separately. Excluding ECHO Bear Cat electric Inverters & Generators.*



TO FIND A DEALER IN YOUR AREA FOR
PURCHASING, SIMPLY LOG ON TO
www.bearcatproducts.com

SAFETY GLASSES



A



B

Lightweight and impact resistant. Hard-coated optical-grade, abrasion resistant lenses. Polycarbonate lenses offer 99.9% protection from the most intense UV rays.

A. Tech Glasses
P/N: 36773-00

B. Zone II Glasses
P/N: 36774-00

EAR MUFFS



These light-weight ear muffs have an NRR of 29 dB(A) when used as directed and meet ANSI standard 3.19.

P/N: 36775-00

HELMET SYSTEM



Includes: helmet, mesh face visor and ear protection.

P/N: 36776-00

VIBRATION-REDUCING LANDSCAPE GLOVES



Premium, padded-leather-palm gloves help reduce vibration. Also feature formfitting fingers and Velcro®-type wrist band for tight fit.

P/N: 31299-00 (large)
P/N: 31300-00 (xlarge)

REUSABLE VINYL EARPLUGS WITH CASE



The handy carrying case can be worn on your belt when not in use. Cleanup is easy with just warm water. ANSI and OSHA approved.

P/N: 31539-00

PREMIUM SAFETY VEST



Highly visible vest features 5-point tear away panels for safety.

P/N: 36777-00 (large)
P/N: 36778-00 (xlarge)
P/N: 36779-00 (xxlarge)



Check out our safety gear and wearables ONLINE!

CHIPPER/SHREDDERS

What are these machines designed for?

ECHO Bear Cat chipper/shredders are designed to effectively reduce the volume of wood, leaves and other organic material.

When should I chip?

If you don't plan on composting the material, material is green and stringy or larger than 3/4" in capacity.

When should I shred?

If you plan on composting or if the material is smaller than 3/4", use the shredder. Shredding is also an efficient way to reduce the volume of leaves or prunings.

How long will the blades last between sharpenings?

Depending on the type of wood, age and cleanliness, chipper blades will work well for between 5-15 hours. Dry, dirty wood will dull the blades faster. Alternate dry and wet material to extend blade life.

What size material will these machines chip or shred? SC2170

- Max. chipping material size up to 2" capacity
- Max. shredding material size up to 3/4" capacity

3" Chipper/Shredders

- Max. chipping material size up to 3" capacity
- Max. shredding material size up to 3/4" capacity

5" Chipper/Shredders

- Max. chipping material size up to 5" capacity
- Max. shredding material size up to 3/4" capacity

Do not attempt to put material larger than 3/4" capacity into the shredder hopper. Doing so may cause machine failure and will void the warranty.

How many debris screens are available?

SC2170 - 3

- .75", 1.13" (standard) and a wet debris.

3" Chipper/Shredders - 4

- .375", .75", 1.375" (standard) and a wet debris.

SC5540 - 4

- .375", .75", 1.5" (standard) and a wet debris.

Are these screens for all chipper/shredder models?

No. The SC5540B and SC5720B have five shredder settings that are regulated by an adjustable gate, which controls output.

CHIPPERS

What are these machines designed for?

ECHO Bear Cat chippers are designed to effectively reduce the volume of wood, branches, and other organic material.

What type of chippers are available?

ECHO Bear Cat makes chippers with gravity or hydraulic feed, powered by an engine package, a tractor PTO or a skid steer loader. A hydraulic feed machine has a hydraulic driven feed roller to efficiently feed branches to the chipper rotor maximizing efficiency of the machine.

When should I buy a gravity feed machine?

If you have an infrequent need for a chipper and time is not a factor, a gravity feed machine will fit your needs well.

When should I buy a hydraulic feed machine?

If time or efficiency is an issue, a hydraulic feed chipper allows you to be more productive.

How long will the blades last between sharpenings?

Depending on the type of wood, age and cleanliness, chipper blades will work well for between 5-15 hours. Dry, dirty wood will dull the blades faster. Alternate dry and wet material to extend blade life. Hydraulic feed chippers will have longer blade life.

How difficult is it to perform maintenance on the machine?

ECHO Bear Cat products are designed with ease of maintenance in mind. Proper maintenance is vital and should be performed routinely with blades, belts and bearings being most important.



ONLINE INFORMATION

For more information on ECHO Bear Cat products or to locate your nearest dealer, scan this QR code with your smartphone's QR code app.



ONLINE SUPPORT

For more information on ECHO Bear Cat support and the latest manuals, scan this QR code with your smartphone's QR code app.



ECHO Bear Cat • 237 12th St. NW, West Fargo, ND 58078
For customer service or for your nearest ECHO Bear Cat dealer
Call 888.625.4520 | For International call 701.282.5520

Specifications, descriptions and illustrative material in this literature is as accurate as known at the time of publication, but are subject to change without notice. Illustrations may include optional equipment and accessories and may not include all standard equipment.

©2015 ECHO Bear Cat, a subsidiary of ECHO Incorporated. All Rights Reserved. Printed in the U.S.A.

#31768-00 • 09/15



For more information on ECHO Bear Cat products, scan this QR code with your smartphone's QR code app.