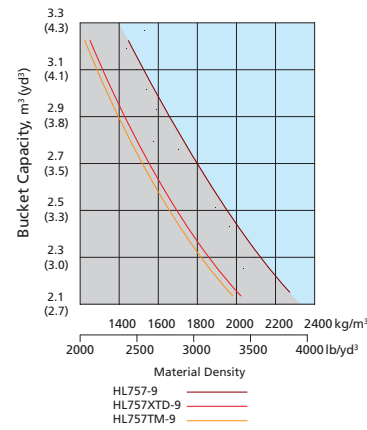


BUCKET SELECTION GUIDE



SUPPLEMENTAL SPECIFICATIONS

Description	Change in operating weight kg(lb)	Change in static tipping load-straight kg(lb)	Change in static tipping load-40° turn kg(lb)
17.5-25 12PR L3	-248 (-547)	-180 (-400)	-160 (-350)
20.5-25 16PR L2	-64 (-141)	-50 (-110)	-40 (-90)
20.5 R25 XHA*	+507 (+1,118)	+380 (+840)	+330 (+730)

STANDARD EQUIPMENT

<p>Electrical system Alternator, 70A Alarms, audible and visual - air filter clogging - transmission error - alternator voltage - brake oil pressure - engine oil pressure - parking brake - fuel level - hydraulic oil temperature - coolant temperature - service brake oil pressure Alarm, back-up Batteries, 950 CCA, 12V, (2) 24-volt to 12-volt DC converter Gauges - engine coolant temperature - fuel level - hydraulic oil temperature - speedometer - transmission oil temperature - voltmeter Horn, electric Indicator lights - clutch cut-off - high beam - turn signal - work light LCD Display - clock and fault code - operating hour counter - engine rpm</p>	<p>- transmission gear range indicator - job time and distance - temperature(coolant, hydraulic oil, T/M oil) Lighting system - 2 LED dome lights - 2 stop and tail lights - 4 turn signals - brake lights(counterweight) - 2 head lights on front tower - 2 working lights on front roof - 2 working lights on grill Switches - work load - clutch cut-off - hazard - Ignition key, start/stop switch - main light (illumination and head light) - parking - rear wiper & washer - work light - pilot cut-off Starter, electric Starting and charging system(24-volt) Main disconnect switch Cab Cab, ROPS(ISO3471)/FOPS(ISO3449) (sound suppressed and pressurized) with : - cigar lighter & ashtray - coat hook</p>	<p>- automatic climate control - air conditioner & heater - defroster - intermittent wiper and washer, front and rear - personal storage space: holder, can and cup - rear view mirrors (2 inside) - hated rear view mirrors (2 outside) - Air suspension seat (heated) with 3" seat belt - tilt / telescopic steering column - steering wheel with knob - sunvisor (front window) - tinted safety glass Magazine pocket Pedals - one accelerator pedal - one brake pedal Rubber floor mat - work light - pilot cut-off Radio/USB player Joystick with travel switch(FNR) Engine Antifreeze Engine, Cummins QSB6.7 - low Emission Diesel, Tier-III 3 operating mode - power/standard/econo Engine enclosure, lockable Engine fuel priming pump</p>	<p>Fan guard Fuel/water separator Fuel warmer Muffler, under hood with large exhaust stack Rain cap, engine air intake Radiator (deaeration type) Starting aid (air intake heater) Water sensor on fuel filter Power Train Brakes : Service, enclosed wet-disc Differential, Front & Rear : limited slip Parking brake Torque converter Transmission, computer-controlled, electronic soft shift, auto-shift and quick-shift features included Transmission oil cooler 3 piece cutting edge, bolt-on type Hydraulics Boom kickout, automatic Bucket positioner, automatic Diagnostic pressure taps Hydraulic system, - 2 spool, single lever, pilot control for boom and bucket actuation - 3rd spool for auxiliary function Steering, load-sensing Remote cooling fan, hydraulically-driven, temperature sensing type</p>	<p>Others Articulation locking bar Coolant level sight gauge Counterweight Door and cab locks, one key Doors, service access(locking) Drawbar with pin Engine oil level dipstick gauge Ergonomically located and slip resistant, left & right - handrails - ladders - platforms - steps Fenders(front/rear) Guard, bucket cylinder rod Hi-Mate (Remote Management System) Rear view camera Hydraulic oil level sight gauge License plate bracket Lift and tie-down hooks Steering stops, cushioned Tires(20.5-25,16PR,L3) Transmission oil site level Vandalism protection caplocks</p>
--	---	---	--	--

OPTIONAL EQUIPMENT

<p>Climate control : - air conditioner only - heater only Beacon light, rotating Lighting, auxiliary, 4 on front roof (2 Xenon work lights) Lighting, auxiliary, 4 on rear roof Secondary steering system Fire extinguisher</p>	<p>High lift arrangement with optional counterweight, 840 kg (1,850 lb) Hydraulic control, 2 lever Hydraulic control, 3 lever Mud guard Operator suit Ride control system Seat</p>	<p>- 2" static seat belt & adjustable mechanical suspension(vinyl) - 3" static seat belt & adjustable mechanical suspension Pallet Forks Tires : - 17.5 - 25, 12PR, L3</p>	<p>- 20.5 - 25, 16PR, L2 - 20.5 R25 XHA* - 20.5 - 25 16PR, L5 Tool kit Tooth, 1 piece, bolt-on type Guards - crankcase - transmission Wheel chock</p>	<p>Dual-brake pedal Roll-screen(rear window) License plate & lamp Pre-cleaner engine air intake Joystc steering</p>
---	--	--	---	---

Standard and optional equipment may vary. Contact your Hyundai dealer for more information. The machine may vary according to International standards. All imperial measurements rounded off to the nearest pound or inch.

PLEASE CONTACT

HYUNDAI
HEAVY INDUSTRIES CO.,LTD.
CONSTRUCTION EQUIPMENT

Head Office (Sales Office)
1 JEONHA-DONG, DONG-GU, ULSAN, KOREA TEL: (82) 52-202-7970, 7729, 0971 FAX: (82) 52-202-7979, 7720
U.S. Operation: Hyundai Construction Equipment Americas, Inc.
955 ESTES AVENUE, ELK GROVE VILLAGE, IL. 60007, U.S.A. TEL: (1) 847-437-3333 FAX: (1) 847-437-3574
European Operation: Hyundai Heavy Industries Europe N.V.
VOSSENDAAL 11, 2440 GEEL, BELGIUM TEL: (32) 14-56-2200 FAX: (32) 14-59-3405
India Operation: Hyundai Construction Equipment India Pvt., Ltd.
PLOT NO.A-2, CHAKAN INDUSTRIAL AREA, VILL.- KHALUMBRE. TALUK.- KHED., DIST.- PUNE 410 501, INDIA
TEL: (91) 21-3530-1700 FAX: (91) 21-3530-1712

We build a better future

HL757-9

With Tier 3 Engine installed



*Photo may include optional equipment.

HYUNDAI
HEAVY INDUSTRIES CO.,LTD.

Pride at Work

Hyundai Heavy Industries strives to build state-of-the-art earthmoving equipment to give every operator maximum performance, more precision, versatile machine preferences, and proven quality. Take pride in your work with Hyundai!



*Photo may include optional equipment.

HL757-9

Machine Walk-Around

Reliable Main Components

Engine Technology

Proven, reliable, fuel efficient, low noise Cummins Tier-III QSB6.7 engine.
Electronically controlled for optimum fuel to air ratio and clean, efficient combustion.
HPCR(High Pressure Common Rail) fuel system / Self-diagnostic system.
3 engine modes, P (Power), S (Standard), E (Econo) for full power or reduced fuel consumption according to operator preference.

Full Automatic Transmission

Variable shift control with 4 selectable modes - M (Manual), L (Light), N (Normal), H (Heavy).
Transmission auto warm up system for added protection.
Self-diagnostic system that keeps a record of machine service and alarm history.
Kick down button and FNR (Forward / Neutral / Reverse) switch on RH joystick for improved operator convenience.

Axles

Limited slip differentials (front & rear) for easy driving on variable ground condition.
Self adjusting brake & wheel speed brake.

Improved Durability

Load sensing hydraulic system with variable displacement piston pump and closed-center MCV (main control valve).
Long-life cooling system, designed for additional durability, resistant to thermal shock, impulse and vibration.
Redesigned steering cylinder lug and bucket link, now cast steel for additional strength and reliability.

Enhanced Operator Comfort

Improved Visibility

Larger operator's cab for additional comfort.
Redesigned cab with rounded front glass and larger door glass for a larger field of view.

Improved Convenience

Increased cooling & heating capacity with fully automatic climate control system.
Tilting & telescopic steering column.
Adjustable wrist rest for reduced operating stress.
Multiple storage compartments.
AM/FM Radio with MP3 interface and USB input.
Improved ladder with 20 Degree incline and large, deep tread, aluminum cast steps for safer access and exit from the cab.

Advanced 5.7" Color Monitor

Easy-to-read new color LCD display.
Auto boom kick out and bucket positioner - fully adjustable from within the cab.
Integrated load weight system, viewable through the monitor, for improved work efficiency and overload prevention.
Self diagnostic & monitoring system with active display of engine, hydraulic system, transmission and electrical component information.
Color, rear-view, back-up camera for improved safety and convenience.
RMS(Remote Management System) works through GPS/satellite technology to provide better customer service and support.

Serviceability


Reversible, swing-out, cooling fan for easy service and improved cooler maintenance.
Ground level access to critical service points, filters and sight gauges for easy maintenance.
Long life hydraulic filter and oil for reduced operating costs.

Operator Preference

Operating a 9 series wheel loader is unique to every operator. Operators can fully customize their work environment and operating preferences to fit their individual needs.

Operator Comfort

In the 9 series cabin you can easily adjust the steering column and wrist rest to best suit your preferred comfort level. Pilot-operated joystick controls are easy and comfortable to operate. An FNR (Forward/Neutral/Reverse) switch on the control lever facilitates easy selection of travel direction. Roller style sun screens on the front window and rear window allow the operator to reduce glare and improve visibility. Heated side mirrors feature built-in hot wires for quick defrosting during cold weather conditions.



Tilting / telescopic steering column

Reduced Stress


Work is stressful enough. Your work environment should be stress free. Hyundai's 9 series cabin offers lots of amenities, additional space and a comfortable seat to minimize stress to the operator. A powerful climate control system provides the operator with optimum air temperature. An advanced audio system with AM/FM stereo with MP3 interface and USB input, plus remotely located controls is perfect for listening to music favorites.

Advanced Color Monitor



The advanced new monitor with 5.7 inch wide color LCD screen allows the operator to easily and efficiently control the machine. The operator can adjust boom kick-out and bucket position via switches overhead while monitoring the adjustment settings through the monitor. An integrated load weight system that contributes to improved work efficiency, can also be viewed through the monitor. Self diagnostics, color rear-view camera maintenance check lists and start-up machine security, were integrated into the monitor to make the machine more versatile and the operator more productive. The new monitor display unit is mounted on an adjustable swivel mount to reduce glare and position according to operator preference.

Monitor Tilt Range



*Photo may include optional equipment.



Spacious and Convenient Cab

The newly designed cabin was conceived for more space, a wider field of view and operator comfort. The front glass is rounded and 17% wider than the previous 7A series. Special attention was given to a clean, open and convenient interior with plenty of visibility on the machine surroundings and the job at hand. This well balanced combination of cab ergonomics puts the operator in the perfect position to work safely and securely. The 9 series cab's fully automatic climate control system features 11 air vents and increased cooling and heating capacity for optimum temperature control. The defroster vents located on the front and rear windows and a PTC (electric pre-heater) make working in cold weather more hospitable.

Precision & Performance

Innovative hydraulic system technologies make the 9 series wheel loader fast, smooth and easy to control. 9 series wheel loaders are designed for maximum performance to keep the operator working productively.



Improved Durability & Reliability



An enhanced axle improves driving over variable ground conditions. Self adjusting brakes that automatically regulate disc clearance, reduce service time and improve brake reliability and performance. The new load sensing hydraulic system with a variable volume piston pump and closed center main control valve, provide efficient hydraulic power and additional energy savings. Service and clean-out are easier on the 9 series, now equipped with a completely redesigned, parallel-mounted, cooler configuration and non louvered fins to prevent clogging. All coolers are designed with aluminum bar plate configuration and undergo strict factory tests for thermal shock, impulse and vibration to assure long term durability. Top mounted non-louvered aluminum air condenser and variable displacement A/C compressor are designed for maximum cooling capacity, energy savings and easy clean-out. Additionally, the redesigned steering cylinder lug and bucket link, are now cast steel for additional strength and reliability.

Variable Operating Modes



9 series wheel loaders are designed to allow the operator to customize the machine's engine power, automatic transmission shift timing and clutch cut-off activation based on the job condition and personal operator preference. Convenient rotary type switches allow for easy adjustment of engine power mode, transmission power shift mode, and clutch cut-off mode. Additionally, if equipped with the optional ride control system, the operator has the option to turn the system on or off with an overhead switch. The ride control system has a shock absorbing accumulator that cushions the boom, improves operator comfort and reduces material loss. The versatility of the 9 series operating modes contributes to improved productivity, enhanced operator comfort and reduced fuel consumption.



3 Mode Engine Power Selection
 P(Power) Mode : Heavy duty work
 S(Standard) Mode : General work
 E(Economy) Mode : Light duty work

4 Mode Transmission Power Shift System
 M(Manual) Mode
 Auto L(Light) Mode : Light duty & long distance carry
 Auto N(Normal) Mode : General excavating & loading
 Auto H(Heavy) Mode : Heavy duty excavating & loading

3 Mode Clutch Cut-Off System
 L(Low) Mode : Short distance & faster loading
 M(Medium) Mode : General loading
 H(High) Mode : Slope ground



Eco-friendly
Cummins QSB 6.7 Engine

The CUMMINS QSB6.7 engine combines advanced electronic controls and a self-diagnostic system with reliable performance. The combination of a high pressure common rail system and an advanced in-cylinder combustion technology results in increased power, improved transient response and reduced fuel consumption. The QSB6.7 Cummins engine complies with current emissions standards including EPA Tier3 and EU Stage III-A.



Full Automatic
Transmission

Fully automatic transmission designed for maximum durability, minimum power loss, improved travel speed and low noise. Improved clutch control and minimized shifting shock when traveling, contribute to a smoother ride. Error messages and transmission fault history are recorded and accessible through the monitor.

*Photo may include optional equipment.

Profitable

The 9 series is designed to maximize profitability through improved efficiencies, enhanced service features and longer life components.



Hi-mate (Remote Management System)

Hi-mate, Hyundai's proprietary remote management system, provides operators and dealer service personnel access to vital service and diagnostic information on the machine from any computer with internet access. Users can pinpoint machine location using digital mapping and set machine work boundaries, reducing the need for multiple service calls. Hi-mate saves time and money for the owner and dealer by promoting preventative maintenance and reducing machine downtime.



Easy Access

The engine fan is integrated into the rear door which swings open to over 45 degrees for easy access and regular maintenance. Conveniently located coolant and transmission oil site gauges make checking fluid levels fast and efficient. Ground-line access to fuel and oil filters grease fittings, fuses, machine computer components and wide open compartments makes service more convenient on the 9 series.



Remote-mounted Cooling Fan

The remote mounted, hydraulically powered cooling fan regulates fan speed according to working temperatures for coolant, intake air, transmission oil and hydraulic oil. This new fan design contributes to reduced fuel consumption and machine noise. The fan is designed to auto reverse periodically or manually reverse to keep debris from accumulating on the coolers.



Full Fenders and Mud Guards (Option)

9 series wheel loaders can be equipped with optional full rear fenders and front and rear mud flaps to reduce material splatter to the cab and machine frame.



Hydraulic filter
(1,000 hr)



Hydraulic Oil
(5,000 hr)

Extended Life Components

The 9 series is designed for reduced lubrication intervals and extended component life. Long life hydraulic filters now have 1,000 hours service intervals and Hyundai certified hydraulic oil can last up to 5,000 hours before changing. Also, a new center pivot roller bearing design, now double tapered, requires less maintenance as well. Long life and extended wear components save the operator time and money.

*Photo may include optional equipment.

Specifications & Dimensions

ENGINE

Maker/Model	CUMMINS QSB6.7	Bore x Stroke	107 mm (4.21") x 124 mm (4.88")
Type	4-cycle, turbocharged, charge aircooled direct injection, electronic controlled diesel engine	Displacement	6.7 l (409 cu in)
Gross power	173 HP(129 kW) / 2,100rpm	Compression ratio	17.2 : 1
Net power	170 HP(127 kW) / 2,100rpm	Air cleaner	Dry, dual elements
Maximum torque	83 kg-m(600 lb-ft) / 1,400rpm	Alternator	24V, 70 Amp
No. of cylinders	6	Battery	2 x 12V, 130 Ah.
		Starting motor	24V, 3.7 kW

※ No derating for continuous operating required up to 3,048m (10,000ft). This engine meets the EPA(Tier III) / EU(Stage III-A) Emission regulation.

TRANSMISSION

Torque converter type	3-elements, single-stage single-phase	Travel speed	km/h (mph)
Tire	20.5-25, L3	Forward	
		1st	6.9(4.3)
		2nd	11.4(7.1)
		3rd	23.0(14.3)
		4th	37.7(23.4)
		Reverse	
		1st	7.3(4.5)
		2nd	12.1(7.5)
		3rd	24.2(15.0)

※Full automatic power shift, countershaft type with soft-shift in range and direction. Properly matched torque converter to engine and transmission for excellent working ability.

AXLES

Drive system	Four-wheel drive system	Hub reduction	Planetary reduction at wheel end
Mount	Rigid front axle and oscillating rear axle	Differential	Front & rear limited slip
Rear axle oscillation	±13° (total 26°)	Reduction ratio	23.680

HYDRAULIC SYSTEM

Type	Load-sensing hydraulic system	Bucket Controls	Type	Pilot operated lift and tilt circuit, single-lever(joystick) control standard.
Pump	Variable axial piston type, 185 liters/min (48.9 gal/min)@governed rpm	Lift Circuit		The valve has four functions ; raise, hold, lower and float. Can adjust automatic kickout from horizontal to full lift.
Control valve	2spool (Bucket, Boom) 3spool (Bucket, Boom, Aux) Pilot pressure controlled type System pressure : 280 kg/cm ² (3.982PSI)	Tilt Circuit		The valve has three functions ; tilt back, hold and dump. Can adjust automatic bucket positioner to desired load angle.
		Cylinders	Type : Double acting No. of cylinders-bore x stroke;	
		Lift	HL757-9/757XTD-9/757TM-9	2-ø120 mm x 785 mm(4.7" x 30.9")
		Tilt	HL757-9/757XTD-9 HL757TM-9	ø140 mm x 485 mm(5.5" x 19.0") 2-ø110 mm x 755 mm(4.3" x 29.7")
		Cycle Time	HL757-9 / HL757XTD-9	HL757TM-9
		Raise(with load)	5.9 sec	5.9 sec
		Dump	1.1 sec	1.8 sec
		Lower(empty)	3.8 sec	3.7 sec
		Total	10.8 sec	11.4 sec

BRAKES

Service Brakes	Hydraulically actuated, wet disc brakes actuate all 4 wheels independent axle-by-axle system Self adjusting & wheel speed brake
Parking Brake	Spring-applied, hydraulically released brake in front axle
Emergency Brake	When brake oil pressure drops, indicator light alerts operator and parking brake automatically applies.

SERVICE REFILL CAPACITIES

Fuel tank	294 liters (77.6 USgal)
Cooling system	35 liters (9.2 USgal)
Crankcase	18 liters (4.8 USgal)
Transmission	28 liters (7.4 USgal)

STEERING SYSTEM

Type	Load-sensing hydrostatic articulated steering	
Pump	Piston pump, 105 l/min (27.7 gal/min)@governed rpm	
Relief Valve Setting	250 kg/cm ² (3,555 psi)	
Cylinder	Type Bore x Stroke	Double acting 65mm x (2.6") x 436mm(17.2")
Steering Angle	40°(each direction)	

Features
- Center-point frame articulation. - Tilt and telescopic steering column.

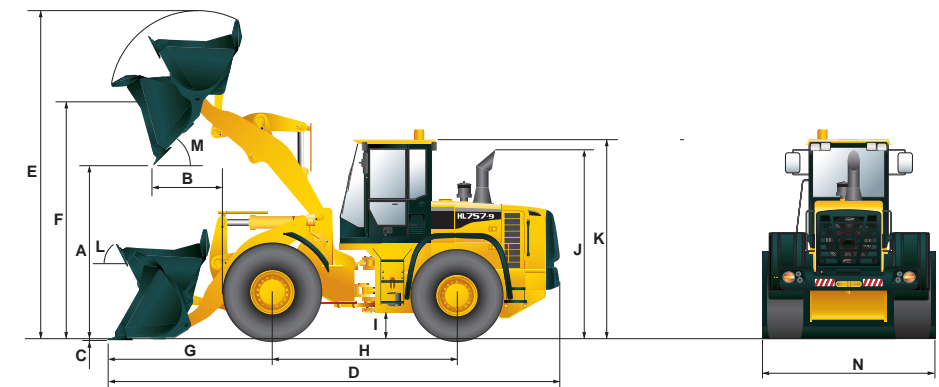
OVERVIEW

Description	UNIT	HL757-9	HL757XTD-9	HL757TM-9
Operating weight	kg (lb)	14500 (32000)	15000 (33000)	15000 (33070)
Bucket capacity	Heaped	m ³ (yd ³) 2.7 (3.7)	2.7 (3.7)	2.7 (3.7)
	Struck	m ³ (yd ³) 2.4 (3.1)	2.4 (3.1)	2.3 (3.0)
Breakout force-bucket	kg (lb)	12530 (27620)	12420 (27380)	12800 (28220)
Tipping load	Straight	kg (lb) 11300 (24910)	9880 (21780)	9750 (20840)
	Full turn	kg (lb) 9700 (21380)	8520 (18780)	8360 (17970)

TIRES

Type	Tubeless, loader design tires
Standard	20.5-25, 16 PR, L3
Options include	17.5-25, 12 PR, L3 20.5-25, 16 PR, L2 20.5 R25 XHA* 20.5-25, 16 PR, L5

DIMENSIONS



Description	UNIT	HL757-9	HL757XTD-9	HL757TM-9
Bucket Type		General purpose bolt-on cutting edge		
A. Dumping clearance at max. height and 45° dump angle.	mm (ft-in)	2,840 (9' 4")	3,230 (10' 7")	2,840 (9' 4")
B. Reach	Full lift	mm (ft-in) 1,070 (3' 6")	1,100 (3' 7")	1,315 (4' 4")
	7ft height	mm (ft-in) 1,610 (5' 3")	1,970 (6' 6")	1,815 (5' 11")
C. Digging depth	mm (in)	85 (3.3")	92 (3.6")	100 (3.9")
D. Overall length	on ground	mm (ft-in) 7,580 (24' 10")	7,990 (26' 3")	7,780 (25' 6")
	at carry	mm (ft-in) 7,480 (24' 6")	7,920 (26')	7,570 (24' 10")
E. Overall height (fully raised)	mm (ft-in)	5,250 (17' 3")	5,650 (18' 6")	5,410 (17' 9")
F. Bucket pivot max. height	mm (ft-in)	3,920 (12' 10")	4,310 (14' 2")	4,010 (13' 2")

Description	UNIT	HL757-9	HL757XTD-9	HL757TM-9
G. Front overhang	mm (ft-in)	2,560 (8' 5")	2,970 (9' 9")	2,760 (9' 1")
H. Wheelbase	mm (ft-in)	3,050 (10')	3,050 (10')	3,050 (10')
I. Ground clearance	mm (ft-in)	410 (1' 4")	410 (1' 4")	410 (1' 4")
J. Height over exhaust	mm (ft-in)	2,875 (9' 5")	2,875 (9' 5")	2,875 (9' 5")
K. Height over cab	mm (ft-in)	3,310 (10' 10")	3,310 (10' 10")	3,310 (10' 10")
L. Roll-back angle	on ground	deg	43	50
	at carry	deg	48	54
M. Dump angle	deg	47	47	50
Clearance circle	mm (ft-in)	12,170 (39' 11")	12,540 (41' 2")	12,250 (40' 2")
N. Overall width(with / without bucket)	mm (ft-in)	2,740(9'2,580(8' 6")	2,740(9'2,580(8' 6")	2,740(9'2,580(8' 6")