



350 and 400hp Verado[®]

Supercharged 2.6L L6

PROVEN PERFORMANCE AND DURABILITY

- Best-in-class power to weight from lightweight design
- Legendary noise- and vibration-mitigating Advanced MidSection
- Robust 5.44-inch-diameter gearcase
- Years of proven performance backed by Mercury's standard 3-year warranty and 3-year corrosion warranty

MAXIMUM POWER WITH TRUSTED TECHNOLOGY

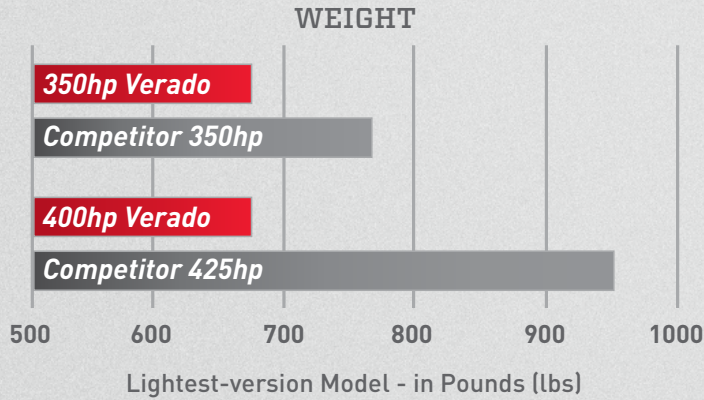
- Mercury-engineered digital controls and electro-hydraulic power steering for smooth operation
- Compatible with Mercury Joystick Piloting for Outboards for maximum maneuverability and control
- Mercury exclusive Idle Charge battery-management system
- Proven water-cooled supercharger
- Mercury's improved knock-control system delivers strong, reliable performance on 89-octane fuel



Supercharged torque from the lightweight 2.6L L6 powerhead hits the instant you drop the digital throttle!

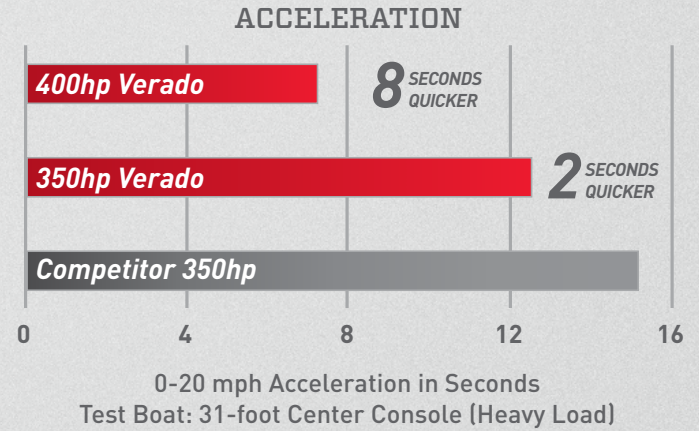
LESS WEIGHT

350 and 400hp Verado feature a lightweight design which improves acceleration and fuel efficiency.



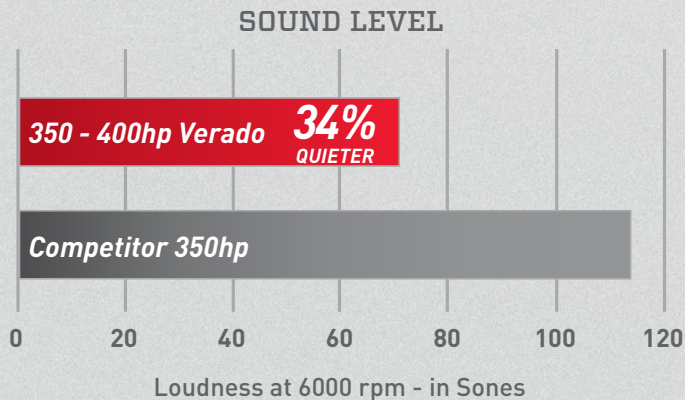
SUPERIOR ACCELERATION

350 and 400hp Verado out-accelerate and outpace the leading competitor.



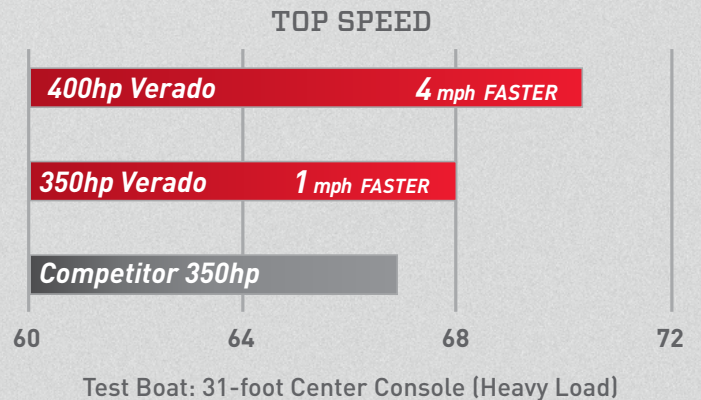
SMOOTH AND QUIET

Mercury-exclusive Advanced MidSection (AMS) with perimeter mounts virtually eliminate transmitted vibration to the boat.



SUPERIOR SPEED

350 and 400hp Verado outboards are faster than the leading competitor.



JOYSTICK PILOTING FOR OUTBOARDS

Mercury Verado outboards in multi-engine configurations with Mercury Joystick Piloting offer fingertip control of throttle, shift and steering so you can dock precisely, safely and with confidence. Move forward, backward, sideways, diagonally or spin the boat on its own axis with total control despite wind or current. Joystick Piloting for Outboards is part of a complete SmartCraft® package that includes SmartCraft® Digital Throttle & Shift (DTS), Skyhook® digital anchor, Integrated Autopilot, and VesselView® displays.




EXTRA CHARGING POWER

When battery voltage is reduced, Verado engines automatically increase idle rpm to boost alternator output and recharge low batteries to the proper level, protecting operators from draining their battery while trolling and operating electronic devices.

WATER-COOLED SUPERCHARGER

The intuitive design of 350 and 400hp Verado taps into the engine's cooling system to also cool the supercharger and reduce the effort required to compress air, thereby increasing efficiency and durability.



ACTIVE TRIM

Compatible with the 350 and 400hp Verado. Active Trim automatically trims your boat, which simplifies operation while improving performance and decreasing fuel costs. With Active Trim, new boaters and experienced captains can achieve perfect trim without constantly monitoring and adjusting the trim control.




OPTIMIZED GUIDE PLATES

More horsepower means operating at higher speeds, which, while exciting, requires greater vessel control. Optimized guide plates give the 350 and 400hp Verado superior handling at high speeds, which means you'll have greater confidence in hard-running situations.

COLD-AIR INTAKE

The cold-air intake system is designed to capture cool, fresh air from outside the cowl and deliver it directly and efficiently to the supercharger. The larger, straighter airflow path is a more efficient design that creates less turbulence. The unique labyrinth design in the top cowl keeps the powerhead dry.



COLOR CHOICES

Mercury Marine offers 350 and 400hp Verado outboards in four colors: traditional Phantom Black and three shades of white – Pearl Fusion White, Cold Fusion White, and Warm Fusion White.

Pearl Fusion White

Cold Fusion White

Warm Fusion White

Phantom Black



MAINTENANCE

- A graphic, hour-based maintenance decal is conveniently located under the cowl and provides a quick overview of routine maintenance intervals and a QR code to access additional information.
- Easy access to all regular maintenance points
- Maintenance-free valve-train for life of the engine
- Easy access freshwater flush



SPECIFICATIONS

Horsepower	350	400
Full Throttle RPM	5800-6400	6200-6800
Engine Type	L6, 24-valve, DOHC	
Displacement	158.5 CU IN (2.6L)	
Induction System	Supercharged with charge air cooling	
Starting	Smart Start Electric	
Gear Ratio	1.75:1	
Alternator Output	70 amp (882 Watt)	
Trim System	SmartCraft programmable trim and tilt	
Dry Weight*	668lbs (303kg)	
Steering	Electro-hydraulic power-steering	
Shaft Length	20in (508mm) CR 25in (635mm) CR 30in (762mm) CR	

*Lightest-version model
CR: Counter-rotation model available

WARRANTY

350 and 400hp Verado outboards come with Mercury Marine's class-leading anti-corrosion protection and 3-year limited warranty. No other engine manufacturer backs its engines like Mercury, including the industry exclusive 3-year corrosion warranty.

