

# 2019 PERFORMANCE RXP-X<sup>®</sup> 300


## Ultimate Racing Watercraft

### X Package

- Racing Handlebar with Adjustable Riser
- Launch Control
- Angled Footwell Wedges
- Adjustable Rear Sponsons
- X-Gauge
- Exclusive Gauge Functions
- Exclusive Coloration




 Neon Yellow and Lava Grey

**New Premium Color**  
 Eclipse Black and Lava Red

**ITC / iBR / T3 / CLCS / ECO**

### Capacity

|                          |  |
|--------------------------|--|
| Rider capacity           |  |
| Weight capacity          | 400 lb / 182 kg  |
| Fuel capacity            | 15.9 US gal / 60 L   |
| Glove Box                | 1.7 US gal / 6.4 L   |
| Front Bin                | 29 US gal / 110 L  |
| Storage capacity - Total | 30.7 US gal / 116.4 L  |

### Dimensions

|                           |                   |
|---------------------------|-------------------|
| Length (bumper to bumper) | 130.6" / 331.6 cm |
| Width                     | 48.3" / 122.7 cm  |
| Height                    | 45.3" / 114.9 cm  |

### Hull

|          |            |
|----------|------------|
| Types    | T3 Hull™   |
| Material | Fiberglass |

### Other features

|  |                                     |
|--|-------------------------------------|
| iControl®                                    | RF D.E.S.S.™ Key                    |
| ECO® Mode                                    | LinQ™ Attachment System (Accessory) |
| Ergolock™ Seat                               | Wide-Angle Mirrors                  |
| Seat Strap                                   | Handlegrip with Palm Rests          |
| Trim Tabs                                    | Footwell Carpets                    |
| High-Performance VTS™ (Variable Trim System) | Tow Hook                            |
| Launch Control                               |                                     |

### Rotax® Engine 1630 ACE™

|                 |  |
|-----------------|--|
| Intake system   | Supercharged with external intercooler     |
| Displacement    | 1,630 cc                                   |
| Cooling         | Closed-Loop Cooling system (CLCS)          |
| Reverse system  | Electronic iBR®*                           |
| Fuel type       | 91 octane                                  |
| Throttle System | iTC™ (Intelligent Throttle Control) system |
| Exhaust System  | D-Sea-Bel™ system                          |

### Gauge

|                |  |
|----------------|--|
| Type of Gauge  | 7.6" Wide Digital Display  |
| Main Functions | Speedometer<br>RPM<br>Clock<br>VTS™ Display<br>Speed statistics<br>Vehicle Hour Display<br>Launch control<br>Sport Mode<br>ECO® Mode<br>Slow Mode<br>Speed Limiter |

### Weight

|            |                 |
|------------|-----------------|
| Dry weight | 847 lb / 384 kg |
|------------|-----------------|

### Warranty

BRP limited warranty covers the watercraft for one year.


\*Electronic brake, neutral and reverse.



## Feature Highlights



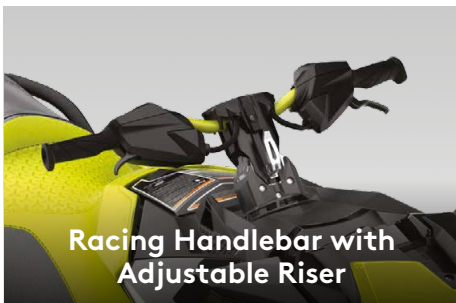
The Rotax® 1630 ACE™ is the most powerful Rotax® engine ever, delivering high efficiency and amazing acceleration.



A deep-V design that provides unmatched control and precision for the sharpest turns and unrivaled handling.



A narrow seat profile with deep knee pockets lets riders sit naturally and use the leg muscles to hold onto the machine for more control.



A telescopic steering system that optimizes the experience for varying rider sizes.



Limits bow rise and improves performance in all water conditions.



Improves lateral stability and is 3-position adjustable for different rider preferences and conditions.

## Trailer (optional)

- Fully adjustable carpeted bunks (side-to-side/front-to-back) allow you to change bunk angles to fit all watercraft.
- Custom frame design requires less water to load and unload watercraft.
- Sealed maintenance-free wheel bearings for added peace of mind.
- All models are available with a galvanized frame for extended life in all weather conditions or in a painted black version, with or without Marine Jack.
- Move I Extended 1250 and Move II are also available in an aluminum frame, that delivers better corrosion resistance to significantly extend life of trailer.



Aluminum MOVE II



Aluminum MOVE I Extended 1250