

2019 TOW SPORTS WAKE™ 155

Made to Make the Most of the Wake

WAKE™ Package


- Speed-based Ski Mode
- 3-Position Retractable Ski Pylon
- Removable Wakeboard Rack
- Boarding Ladder
- Variable Trim System (VTS™)
- WAKE™ Graphics



Teal Blue Metallic and Lava Red

ITC / **iBR** / **CLCS** / **ECO**

Capacity

Rider capacity	
Weight capacity	600 lb / 272 kg
Fuel capacity	15.9 US gal / 60 L
Glove Box	1.7 US gal / 6.6 L
Front Bin	29 US gal / 110 L
Storage capacity - Total	30.7 US gal / 116.6 L

Dimensions

Length (bumper to bumper)	132.6" / 336.8 cm
Width	48.5" / 123.1 cm (w/o Rack)
Height	44" / 111.8 cm

Hull

Type	GTI™ Hull
Material	Polytec™ - Lightweight and Scratch resistant

Other features

iControl®	LinQ™ Attachment System (Accessory)
ECO® Mode	Wide-Angle Mirrors
Standard Seat	Handlegrip with Palm Rests
Seat Strap	Footwell Carpets
Boarding Ladder	Tow Hook
RF D.E.S.S.™ Key	

Rotax® Engine 1503 NA

Intake system	Naturally aspirated
Displacement	1,494 cc
Cooling	Closed-Loop Cooling system (CLCS)
Reverse system	Electronic iBR®*
Fuel type	87 octane
Throttle System	iTC™ (Intelligent Throttle Control) system
Exhaust System	D-Sea-Bel™ system

Gauge

Type of Gauge	Digital Compact
Main Functions	Speedometer RPM Clock VTS™ Display Fuel Consumption Instant & Average Vehicle Hour Display Sport Mode ECO® Mode Slow Mode Speed Limiter Ski Mode

Weight

Dry weight	718 lb / 326 kg
------------	-----------------

Warranty

BRP limited warranty covers the watercraft for one year.

*Electronic brake, neutral and reverse.

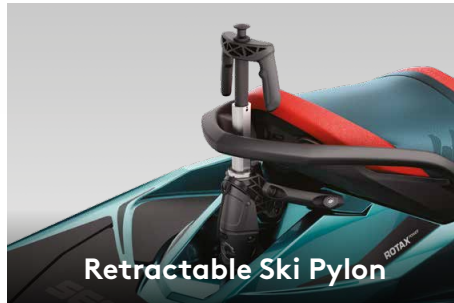


Feature Highlights



Ski Mode

Five preset acceleration profiles make it easy to deliver a smooth launch and maintain consistent pace.




Retractable Ski Pylon

Provides an ideal tow point and retracts when not in use. Features spotter handgrips and rope storage.



Wakeboard Rack

Provides easy transport of a wakeboard.¹



Boarding Ladder

Makes boarding from the water easier and quicker.



Variable Trim System (VTS™)

Allows riders to easily find the ideal trim setting for different water conditions.



Polytec™ Hull

Innovative material that reduces weight while optimizing performance and efficiency. The color-in molding is more scratch-resistant than fiberglass.

Trailer (optional)

- Fully adjustable carpeted bunks (side-to-side/front-to-back) allow you to change bunk angles to fit all watercraft.
- Custom frame design requires less water to load and unload watercraft.
- Sealed maintenance-free wheel bearings for added peace of mind.
- All models are available with a galvanized frame for extended life in all weather conditions or in a painted black version, with or without Marine Jack.
- Move I Extended 1250 and Move II are also available in an aluminum frame, that delivers better corrosion resistance to significantly extend life of trailer.



Aluminum MOVE II



Aluminum MOVE I Extended 1250