



B 250 R Bp



1 EASY Operation

- Simple to use.
- The basic functions are controlled with the EASY switch.

3 FACT

2 eco!efficiency mode



B 250 R Bp

Technical data

| | | |
|-------------------|---|------|
| Rated input power | W | 4600 |
|-------------------|---|------|

Equipment

| | |
|---------------------------|-----------------|
| FACT | - |
| DOSE | ■ |
| Traction drive | ■ |
| Battery type | low maintenance |
| 2-tank system | ■ |
| Bumper | ■ |
| Variable contact pressure | ■ |
| Automatic water stop | ■ |

■ Included in delivery.




| | | Order no. | Length | Diameter | Quantity | RRP | Description | |
|---|---|-------------|--------|----------|------------|-----|-------------|-------------------------------------|
| Other attachment kits | | | | | | | | |
| Auto-Fill | 1 | 4.035-345.0 | | | 1 piece(s) | | | <input checked="" type="checkbox"/> |
| Revolving signal light incl. handle | 2 | 2.640-935.0 | | | 1 piece(s) | | | <input type="checkbox"/> |
| Add-on kit metering RM | 3 | 2.641-414.0 | | | 1 piece(s) | | | <input type="checkbox"/> |
| Side brush kit | 4 | 2.640-720.7 | | | 1 piece(s) | | | <input type="checkbox"/> |
| | 5 | 2.641-277.7 | | | 1 piece(s) | | | <input type="checkbox"/> |
| Protective roof with revolving signal light | 6 | 2.640-897.0 | | | 1 piece(s) | | | <input type="checkbox"/> |
| Add-on kit work illumination | 7 | 2.640-887.0 | | | 1 piece(s) | | | <input type="checkbox"/> |
| Spray extraction mounting kit | | | | | | | | |
| Spray suction kit | 8 | 2.640-938.0 | | | 1 piece(s) | | | <input type="checkbox"/> |
| Recycling operation attachment kit | | | | | | | | |
| Recycling mode kit | 9 | 2.640-884.0 | | | 1 piece(s) | | | <input type="checkbox"/> |

■ Included in delivery. □ Available accessories.



| | | Order no. | Hardness / Brush type | Length | Colour | Quantity | RRP | Description | |
|--|----|-------------|--------------------------|---------|--------|---------------|-----|-------------|--------------------------|
| Roller brushes for BR | | | | | | | | | |
| Roller brush | 1 | 6.906-993.0 | soft | 914 mm | white | 1 piece(s) | | | <input type="checkbox"/> |
| Roller brush red for replacement BR 100 | 2 | 4.035-183.0 | medium | 914 mm | red | 1 piece(s) | | | <input type="checkbox"/> |
| Roller brush | 3 | 6.906-995.0 | hard | 914 mm | green | 1 piece(s) | | | <input type="checkbox"/> |
| | 4 | 6.906-996.0 | very hard | 914 mm | black | 1 piece(s) | | | <input type="checkbox"/> |
| | 5 | 6.906-994.0 | high / low | 914 mm | orange | 1 piece(s) | | | <input type="checkbox"/> |
| | 6 | 6.906-855.0 | soft | 1118 mm | white | 1 piece(s) | | | <input type="checkbox"/> |
| | 7 | 6.906-853.0 | medium | 1118 mm | red | 1 piece(s) | | | <input type="checkbox"/> |
| | 8 | 6.907-426.0 | hard | 1118 mm | green | 1 piece(s) | | | <input type="checkbox"/> |
| | 9 | 6.906-856.0 | very hard | 1118 mm | black | 1 piece(s) | | | <input type="checkbox"/> |
| | 10 | 6.906-854.0 | high / low | 1118 mm | orange | 1 piece(s) | | | <input type="checkbox"/> |

■ Included in delivery. □ Available accessories.



| | | Order no. | Hardness / Brush type | Length | Diame- ter | Colour | RRP | Description | |
|-------------------------|---|-------------|--------------------------|---------|---------------|--------|-----|-------------|--------------------------|
| Roller pad shaft | | | | | | | | | |
| Pad roller shaft | 1 | 4.762-436.0 | | 900 mm | | | | | <input type="checkbox"/> |
| | 2 | 4.762-498.0 | | 1104 mm | | | | | <input type="checkbox"/> |
| Roller pads | | | | | | | | | |
| Roller pad | 3 | 6.371-077.0 | medium | | 130 mm | red | | | <input type="checkbox"/> |
| | 4 | 6.371-076.0 | hard | | 130 mm | green | | | <input type="checkbox"/> |

Included in delivery.
 Available accessories.




| | | Order no. | Hardness / Brush type | Diameter | Colour | Quantity | RRP | Description | |
|----------------------------|---|-------------|--------------------------|----------|---------|---------------|-----|-------------|--------------------------|
| Disc brushes for BD | | | | | | | | | |
| Disc brush | 1 | 4.905-028.0 | very soft | 510 mm | white | 1 piece(s) | | | <input type="checkbox"/> |
| | 2 | 4.905-027.0 | soft | 510 mm | natural | 1 piece(s) | | | <input type="checkbox"/> |
| | 3 | 4.905-026.0 | medium | 510 mm | red | 1 piece(s) | | | <input type="checkbox"/> |
| | 4 | 4.905-029.0 | hard | 510 mm | black | 1 piece(s) | | | <input type="checkbox"/> |

■ Included in delivery. □ Available accessories.




| | | Order no. | Hardness / Brush type | Diameter | Colour | Quantity | RRP | Description | |
|------------------------|---|-------------|--------------------------|----------|--------|---------------|-----|-------------|--------------------------|
| Microfibre pad | | | | | | | | | |
| Microfibre pad | 1 | 6.371-271.0 | microfibre | 508 mm | white | 5 piece(s) | | | <input type="checkbox"/> |
| Pads | | | | | | | | | |
| Pad | 2 | 6.369-079.0 | medium-soft | 508 mm | red | 5 piece(s) | | | <input type="checkbox"/> |
| | 3 | 6.369-078.0 | medium-hard | 508 mm | green | 5 piece(s) | | | <input type="checkbox"/> |
| | 4 | 6.369-077.0 | hard | 508 mm | black | 5 piece(s) | | | <input type="checkbox"/> |
| | 5 | 6.371-320.0 | soft | 508 mm | white | 5 piece(s) | | | <input type="checkbox"/> |
| Pad drive board | | | | | | | | | |
| Pad drive board | 6 | 4.762-534.0 | | 479 mm | | 1 piece(s) | | | <input type="checkbox"/> |
| Diamond pads | | | | | | | | | |
| Diamond pad | 7 | 6.371-260.0 | coarse | 508 mm | white | 5 piece(s) | | | <input type="checkbox"/> |
| | 8 | 6.371-261.0 | medium | 508 mm | yellow | 5 piece(s) | | | <input type="checkbox"/> |
| | 9 | 6.371-240.0 | fine | 508 mm | green | 5 piece(s) | | | <input type="checkbox"/> |

■ Included in delivery. □ Available accessories.




| | | Order no. | Length | Colour | Quantity | RRP | Description | |
|---|----|-------------|---------|-------------|------------|-----|-------------|--------------------------|
| Squeegee, complete | | | | | | | | |
| Squeegee | 1 | 4.777-404.0 | 1180 mm | transparent | 1 piece(s) | | | <input type="checkbox"/> |
| | 2 | 4.777-414.0 | 1160 mm | transparent | 1 piece(s) | | | <input type="checkbox"/> |
| | 3 | 4.777-415.0 | 1400 mm | transparent | 1 piece(s) | | | <input type="checkbox"/> |
| | 4 | 4.777-405.0 | 1420 mm | transparent | 1 piece(s) | | | <input type="checkbox"/> |
| | 5 | 4.777-082.0 | 1400 mm | transparent | 1 piece(s) | | | <input type="checkbox"/> |
| | 6 | 4.777-085.0 | 1200 mm | transparent | 1 piece(s) | | | <input type="checkbox"/> |
| Squeegees for suction bars | | | | | | | | |
| Suction lips | 7 | 6.273-252.0 | 1210 mm | transparent | 2 parts | | | <input type="checkbox"/> |
| | 8 | 6.273-296.0 | 1210 mm | transparent | 2 parts | | | <input type="checkbox"/> |
| | 9 | 6.273-340.0 | 1210 mm | transparent | 2 parts | | | <input type="checkbox"/> |
| | 10 | 6.273-210.0 | 1440 mm | transparent | 2 parts | | | <input type="checkbox"/> |
| | 11 | 6.273-216.0 | 1440 mm | transparent | 2 parts | | | <input type="checkbox"/> |
| | 12 | 6.273-295.0 | 1440 mm | transparent | 2 parts | | | <input type="checkbox"/> |
| Rubber lip set corrugated oil resistant | 13 | 6.273-016.0 | 1334 mm | transparent | 2 parts | | | <input type="checkbox"/> |
| | 14 | 6.273-026.0 | 1542 mm | transparent | 2 parts | | | <input type="checkbox"/> |

■ Included in delivery. □ Available accessories.




| | | Order no. | Length | Colour | Quantity | RRP | Description | |
|--|---|-------------|--------|--------|------------|-----|-------------|--------------------------|
| Miscellaneous | | | | | | | | |
| Filling hose | 1 | 6.680-124.0 | 1,5 m | | 1 piece(s) | | | <input type="checkbox"/> |
| Add-on kit ecolzero | 2 | 5.388-133.0 | | | 1 piece(s) | | | <input type="checkbox"/> |
| Wheels/tyres | | | | | | | | |
| Wheel profile Sipet | 3 | 6.435-855.0 | | | 1 piece(s) | | | <input type="checkbox"/> |
| RM Dosierstation | | | | | | | | |
| Cleaning agent dosage kit, wall mounted DS 3 | 4 | 2.641-811.0 | | | 1 piece(s) | | | <input type="checkbox"/> |

■ Included in delivery. □ Available accessories.



| | | Order no. | | | | | RRP | Description | |
|--------------------|---|-------------|--|--|--|--|-----|-------------|--------------------------|
| Brush heads | | | | | | | | | |
| Brush-head R 100 S | 1 | 2.763-033.0 | | | | | | | <input type="checkbox"/> |
| Brush-head D 100 S | 2 | 2.763-035.0 | | | | | | | <input type="checkbox"/> |
| Brush-head R 120 S | 3 | 2.763-034.0 | | | | | | | <input type="checkbox"/> |

Included in delivery.
 Available accessories.



| | | Order no. | Quantity | Battery voltage | Battery capacity | Battery type | RRP | Description | |
|----------------------------------|---|-------------|------------|-----------------|------------------|-----------------|-----|-------------|--------------------------|
| Batteries | | | | | | | | | |
| Battery | 1 | 6.654-136.0 | 1 piece(s) | 36 V | 630 Ah | low maintenance | | | <input type="checkbox"/> |
| | 2 | 4.654-000.0 | 1 piece(s) | 36 V | 630 Ah | low maintenance | | | <input type="checkbox"/> |
| Battery Chargers | | | | | | | | | |
| Charger | 3 | 6.654-295.0 | 1 piece(s) | 36 V | | separate | | | <input type="checkbox"/> |
| Battery and charger sets | | | | | | | | | |
| Add-on kit quick-charge set | 4 | 2.642-237.0 | 1 piece(s) | 36 V | | low maintenance | | | <input type="checkbox"/> |
| Conversion kit quick-charge set | 5 | 2.882-687.0 | 1 piece(s) | 36 V | | low maintenance | | | <input type="checkbox"/> |
| Accessories for batteries | | | | | | | | | |
| Box with wall holder | 6 | 2.641-243.0 | 1 piece(s) | | | low maintenance | | | <input type="checkbox"/> |
| Box | 7 | 2.641-244.0 | 1 piece(s) | | | low maintenance | | | <input type="checkbox"/> |

■ Included in delivery. □ Available accessories.



| | | Order no. | Installation ex works | Length / width | Diame- ter | RRP | Description | |
|------------------------------|---|-------------|--------------------------|-------------------|---------------|-----|-------------|--------------------------|
| Standard side brushes | | | | | | | | |
| Standard side brush | 1 | 6.905-986.0 | | | 450 mm | | | <input type="checkbox"/> |

Included in delivery.
 Available accessories.