



## HD 3.5/20 Ea

Built on a steel frame and chassis, this emission-free, electric-powered, direct-drive cold water pressure washer delivers up to 3.5 GPM of cleaning power.

## HD 3.5/20 Ea

### Technical data

Water Volume	GPM	3,5
Operating pressure	PSI	2000
Connected load	A	22
Power rating	hp	5
Weight	lbs	167
Dimensions (L x W x H)	in	35 x 21 x 24
Power supply	Ph / V / Hz	1 / 230 / 60


### Equipment

Anti-twist system (AVS)	-
Pressure switch control	-
Switch-CHEM-System	-
Servo Control	-



		Order no.	ID		Length	RRP	Description	
<b>Standard with unions on both sides</b>								
High-pressure hose packaged	1	6.391-342.0	ID 8	315 bar	10 m			▲
High-pressure hose, 30 m DN 8, including rotary coupling	2	6.390-293.0	ID 8	315 bar	30 m			▲
<b>Longlife 400 with unions on both sides</b>								
High-pressure hose packaged	3	6.391-354.0	ID 8	400 bar	10 m			▲
High-pressure hose Longlife 400, 15 m, DN 8, including rotary coupling	4	6.389-709.0	ID 8	400 bar	15 m			▲
High-pressure hose Longlife 400, 30 m DN 8, including rotary coupling	5	6.390-294.0	ID 8	400 bar	30 m			▲
High-pressure hose 1.5 m, DN 8, including connectors	6	6.390-178.0	ID 8	400 bar	1,5 m			□
<b>Longlife food design with screw connections at both ends</b>								
High pressure hose food DN 8 / 10 m	7	6.391-864.0	ID 8	400 bar	10 m			▲
High-pressure hose food industry 400 bar, 20 m, DN 8, including rotary coupling	8	6.391-887.0	ID 8	400 bar	20 m			▲
<b>Longlife 400</b>								
High-pressure hose packaged	9	6.391-351.0	ID 8	400 bar	10 m			□
<b>Special hoses</b>								
High-pressure hose 1.5 m, DN 8, including connectors, outlet bend	10	6.388-886.0	ID 8	400 bar	1,5 m			□

□ Available accessories. ▲ Extension hose.



		Order no.	Water Volume	Nozzle size	Diame- ter	RRP	Description	
<b>Hard surface cleaner FRV 30</b>								
Add-on kit hose attachment	1	2.642-528.0						<input type="checkbox"/>
Add-on kit dirt trap	2	2.642-532.0						<input type="checkbox"/>

Available accessories.    ▲ Extension hose.



		Order no.	Water Volume			RRP	Description	
<b>Trigger guns</b>								
High end high-pressure trigger gun	1	4.775-823.0						<input type="checkbox"/>
<b>Quick connect</b>								
Quick coupling	2	6.401-458.0						<input type="checkbox"/>
Plug nipple	3	6.401-459.0						<input type="checkbox"/>

Available accessories.    ▲ Extension hose.



		Order no.	Nozzle size				RRP	Description	
<b>Power nozzle spray angle 25°</b>									
25° power nozzle for applying cleaning agent	1	2.884-521.0	250						<input type="checkbox"/>

Available accessories.    ▲ Extension hose.




		Order no.				RRP	Description	
<b>Coupling parts</b>								
	1	6.987-705.0						<input type="checkbox"/>
<b>Rotary coupling</b>								
Rotary coupling	2	4.401-091.0						<input type="checkbox"/>

Available accessories.    ▲ Extension hose.



2




3

		Order no.	Length				RRP	Description	
<b>Hose reels</b>									
HR KIT,100' E-Z,BLK,'04 D-DRIVE ELEC CWW	1	9.801-027.0							<input type="checkbox"/>
<b>Automatic, self-winding hose reels</b>									
Add-on kit hose reel plastics	2	6.392-975.0	20 m						<input type="checkbox"/>
Add-on kit hose reel	3	6.392-965.0	20 m						<input type="checkbox"/>

Available accessories.    ▲ Extension hose.





		Order no.		Length		RRP	Description	
<b>Spray lance</b>								
Lance 250 mm, non-rotatable	1	4.760-667.0		250 mm				<input type="checkbox"/>
<b>Rotating spray lances</b>								
Rotatable lance, 600 mm, ergonomic	2	4.760-664.0	300 bar	600 mm				<input type="checkbox"/>
Lance 1550 mm, rotatable, ergonomic	3	4.760-661.0	300 bar	1550 mm				<input type="checkbox"/>
Lance 2050 mm, rotatable, ergonomic	4	4.760-662.0	300 bar	2050 mm				<input type="checkbox"/>
<b>Double lance</b>								
Double lance 960 mm	5	6.394-665.0	310 bar	960 mm				<input type="checkbox"/>
<b>Gutter cleaner</b>								
Gutter cleaning lance	6	2.642-305.0						<input type="checkbox"/>

Available accessories.    ▲ Extension hose.



		Order no.	Water Volume				RRP	Description	
<b>Push-on washing brush</b>									
Push-on wash brush, M 18 x 1.5	1	4.762-016.0							<input type="checkbox"/>
Push-on washing brush	2	4.762-497.0							<input type="checkbox"/>

Available accessories.    ▲ Extension hose.