

BUSH HOG®

LAND MAINTENANCE

REPAIR PARTS MANUAL

MODEL: SQUEALER
SECTION: 23



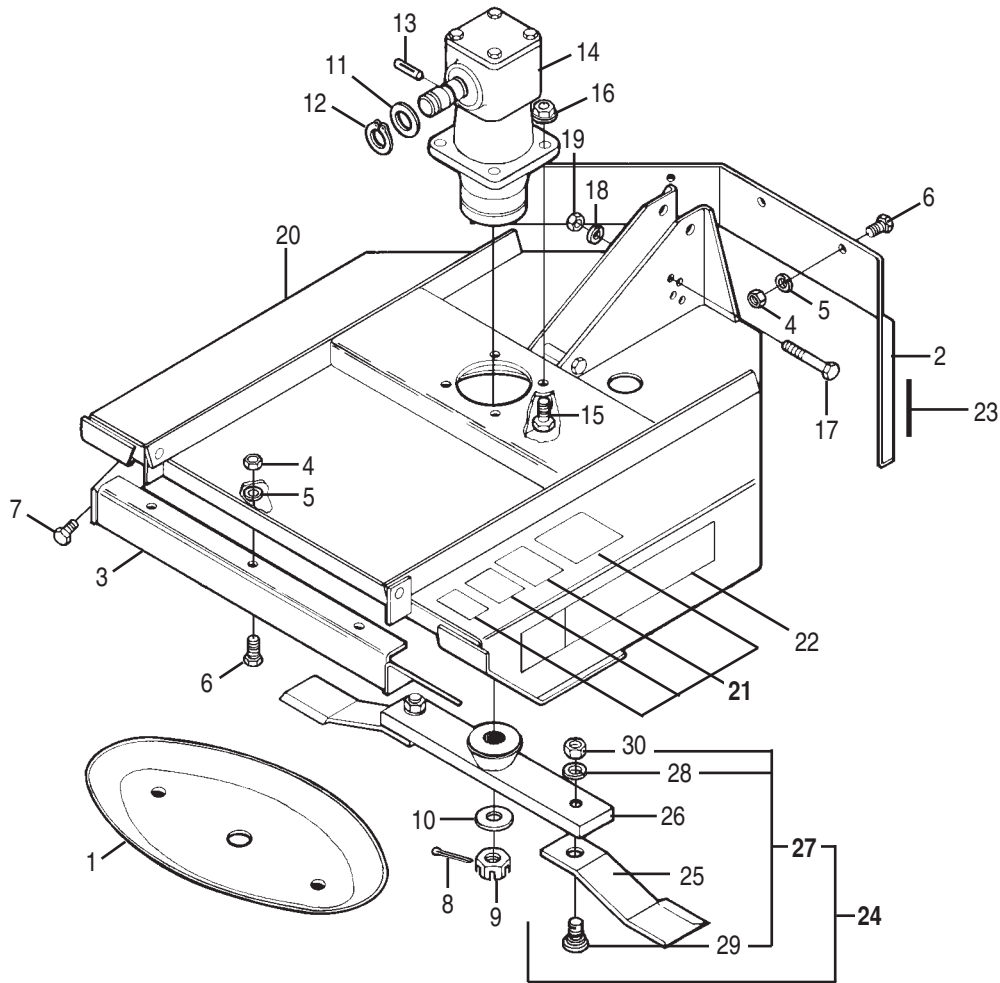
BUSH HOG®

2501 Griffin Ave. • Selma, AL 36703
(334) 872-6261 • (334) 874-2700
Parts Ordering 1-800-304-2836
Fax 1-800-572-1784
www.bushhog.com

**SQ36, SQ42, SQ42-2, SQ48, SQ48-2, SQ48-3
SQ60, SQ60-2, SQ60-3, SQ72, SQ72-2, SQ7, SQ84 SQUEALERS**

ALPHABETICAL INDEX BY MODEL

CONTENTS	PAGE	CONTENTS	PAGE
SQ36		SQ60-3 W/Shear Bolt Torque Limiter, Bondioli	23-5-9
Base Assembly	23-1-1	SQ60-3 W/Friction Disc Torque Limiter, Bondioli	23-5-10
Beam Tailwheel	23-4-1	SQ60-4 W/Shear Bolt Torque Limiter, Bondioli	23-5-14, 23-5-17
Blade and Blade Holder	23-1-1	SQ60-4 W/Friction Disc Torque Limiter, Bondioli	23-5-15, 23-5-16
Driveshaft	23-5-4, 23-5-18	SQ60-5 W/Shear Bolt Torque Limiter	23-5-20 & 23-5-22
Gearbox Assy.	23-2-1	SQ60-5 W/Friction Disc Torque Limiter	23-5-21 & 23-5-23
Hitch	23-3-2	Gearbox SQ60 (S/N 11-19881 & Below)	23-2-4
Shields	23-1-1	SQ60-2 (S/N 11-19882 & Above)	23-2-3
Tailwheel	23-4-2	SQ60-3, SQ60-4 (I.D. on side of Gearbox 70306) (thru S/N 11-24221)	23-2-7
SQ42, SQ42-2, SQ42-3		SQ60-5 S/N 12-00001 & Above	23-2-12
Base Assembly (SQ42 S/N 11-0086 & Below)	23-1-3	Hitch	23-3-1
Base Assembly (SQ42-2 S/N 11-00869 to 11-047211)	23-1-2	Pull Bundle SQ60-4, SQ60-5	23-6-1
Base Assembly (SQ42-3 S/N 12-00001 & Above)	23-1-10	Shields	23-1-6, 23-1-7, 23-1-12
Beam Tailwheel	23-4-1	Tailwheels	23-4-3
Blade and Blade Holder	23-1-2, 23-1-3, 23-1-10	SQ72, SQ72-2, SQ72-3, SQ72-4	
Driveshaft (SQ42-2 S/N 11-00869 to 11-04721)	23-5-4	Base Assembly SQ72, SQ72-2, SQ72-3 thru S/N 11-18400)	23-1-8
(SQ42 S/N 11-00868 & Below)	23-5-5, 23-5-18	Base Assembly SQ72-4 (S/N 12-00001 & Above)	23-1-13
(SQ42-3 S/N 12-00001 & Up)	23-5-19	Beam, Tailwheel	23-4-1
Gearbox Assy. (SQ42-2 S/N 11-00869 to 12-00001)	23-2-1	Blade & Blade Holder	23-1-8, 23-1-13
(SQ42 S/N 11-0868 & Below)	23-2-2	Driveshaft (SQ72, SQ72-2 W/Shear Bolt Torque Limiter)	23-5-11
(SQ42-3 S/N 12-00001 & Up)	23-2-11	(SQ72, SQ72-2 W/Friction Disc Torque Limiter)	23-5-12
Hitch	23-3-1, 23-3-2	(SQ72, W/Non Splined Input Shaft)	23-5-8
Shields	23-1-2, 23-1-3, 23-1-10	(SQ72-3, W/Shear Bolt Torque Limiter)	23-5-17
Tailwheel	23-4-2	(SQ72-3, W/Friction Disc Torque Limiter)	23-5-16
SQ48, SQ48-2, SQ48-3, SQ48-4		(SQ72-4, W/Shear Bolt Torque Limiter)	23-5-20 & 23-5-22
Base Assembly (SQ48 S/N 11-03424 & Below)	23-1-5	(SQ72-4 W/Friction Disc Torque Limiter)	23-5-21 & 23-5-23
Base Assembly (SQ48-2, SQ48-3) (S/N 11-03425 to 11-11167)	23-1-4	Gearbox SQ72 Non Splined Input Shaft	23-2-5
Base Assembly (SQ48-4 S/N 12-00001 & Above)	23-1-11	SQ72 Splined Input Shaft (Gearbox 70307)	23-2-8
Beam Tailwheel	23-4-1	SQ72-4 (S/N 12-00001 & Above)	23-2-12
Blade and Blade Holder	23-1-4, 23-1-5, 23-1-10	Hitch	23-3-2
Driveshafts (SQ48-2 S/N 11-03425) (SQ48-3 thru 11-11167)	23-5-4, 23-5-18	Pull Bundle SQ72-3, SQ72-4	23-6-1
(SQ48 S/N 11-01703 to 11-03424)	23-5-5	Shield	23-1-6, 23-1-7
(SQ48 S/N 11-01702 & Below)	23-5-1	Tailwheels	23-4-3
(SQ48 with Rexnord or Rockwell Driveshaft)	23-5-3	SQ 7 (Seven Foot Single Spindle)	
(SQ48-4 S/N 12-00001 & Above)	23-5-19 & 23-5-24	Base Assembly	23-1-14
Gearbox SQ48 (S/N 11-03424 & Below)	23-2-4	Beam Tailwheel	23-4-4
(SQ48-2 (S/N 11-03425 & Above)	23-2-3	Blade and Blade Holder	23-1-14
(SQ48-3 (S/N 11-00314 to 11-04314)	23-2-6	Driveshaft	23-5-25
(SQ48-3 (S/N 11-11167)	23-2-3	Gearbox Assemblies	23-2-13, 23-2-14
(SQ48-4 (S/N 12-00001 & Above)	23-2-11	Hitch	23-3-3
Hitch	23-3-1	Shields	23-1-14
Tailwheel	23-4-3	Tailwheel	23-4-3
SQ60, SQ60-2, SQ60-3, SQ60-4, SQ60-5		SQ84 (Seven Foot Dual Spindle, Offset)	
Base Assembly (SQ60 S/N 11-19881 & Below)	23-1-7	Base Assembly	23-1-9
Base Assembly (SQ60-2, SQ60-3, SQ60-4 thru S/N 11-24221)	23-1-6	Beam, Tailwheel	23-4-1
Base Assembly (SQ60-5 S/N 12-00001 & Above)	23-1-12	Blade and Blade Holder	23-1-9
Beam Tailwheel	23-4-1	Driveshaft, Input W/Friction Disc Torque Limiter	23-5-15 & 23-5-23
Blade and Blade Holder	23-1-6, 23-1-7, 23-1-12	Cross Shaft (Hayes Dana)	23-5-13
Driveshaft SQ60 (W/Rexnord or Rockwell)	23-5-3	Gearbox, Input	23-2-9
SQ60 (S/N 11-07182 to 11-19881)	23-5-6	(Outboard)	23-2-10
SQ60 (S/N 11-07181 & Below)	23-5-7	Hitch	23-3-2
SQ60-2 (All Models)	23-5-4	Shield	23-1-9
..... (Continued)		Tailwheels	23-4-3

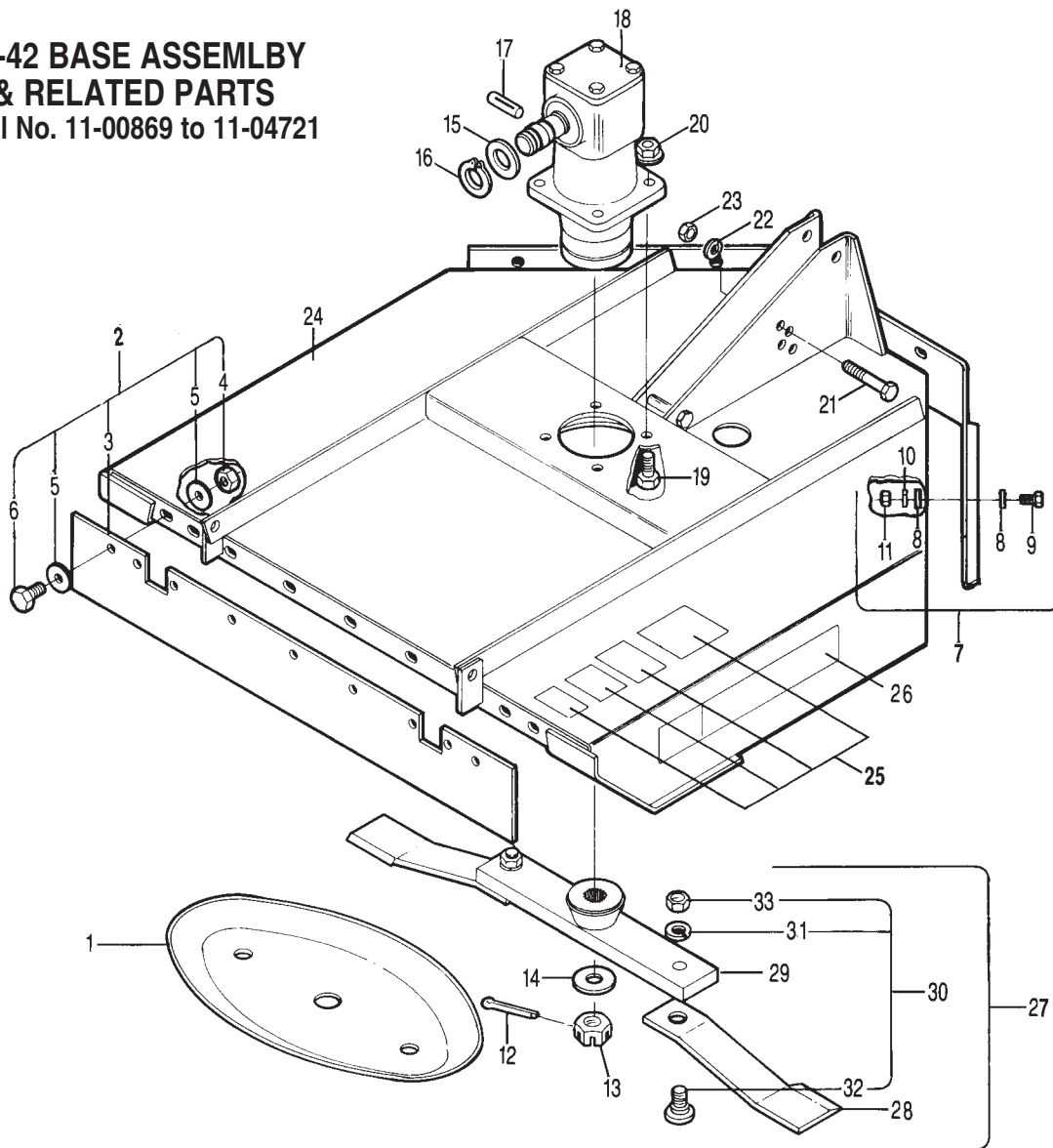


SQ36 BASE ASSEMBLY & RELATED PARTS

REF. NO.	PART NO.	QTY.	DESCRIPTION	REF. NO.	PART NO.	QTY.	DESCRIPTION
1	63795	1	Formed Blade Pan	15	—	4	Capscrew 5/8" - 11 UNC x 2" Gr.5
	65611	1	Shield Bundle	16	20414	4	Flanged Locknut 5/8" - 11
2	65683	1	Rear Shield	17	—	2	Capscrew 1/2" - 13 x 3-1/2" Gr.5
3	65682	1	Front Shield	18	—	2	Lockwasher 1/2"
4	—	12	Hex Nut 3/8" - 16	19	—	2	Hex Nut 1/2" - 13
5	—	12	Lockwasher 3/8"	20	65612	1	Deck Weld. w/ Decals
6	—	10	Capscrew 3/8" - 16 x 1" Gr.5	*21	50042072	1	Decal Kit
7	—	2	Capscrew 3/8" - 16 x 1-1/4" Gr.5	22	63719	2	Squealer Decal
	65557	1	Base Assembly	23	50031214	2	Red Reflector
8	70075	1	Cotter Pin	24	—	1	Blade Holder
9	70076	1	Castle Nut	25	66642	2	Blade
10	70077	1	Flatwasher	26	66398	1	Blade Bar Weld.
11	53098	1	Round Washer	27	66516	1	Blade Bolt Kit
12	53078	1	Retaining Ring	28	—	2	Lockwasher 7/8"
13	68439	1	Shear Pin Kit (5 Shear Pins)	29	1259	2	Blade Bolt
14	70001	1	Gearbox Assy. (See Parts Breakdown)	30	15626	2	Jamnut 7/8" NF

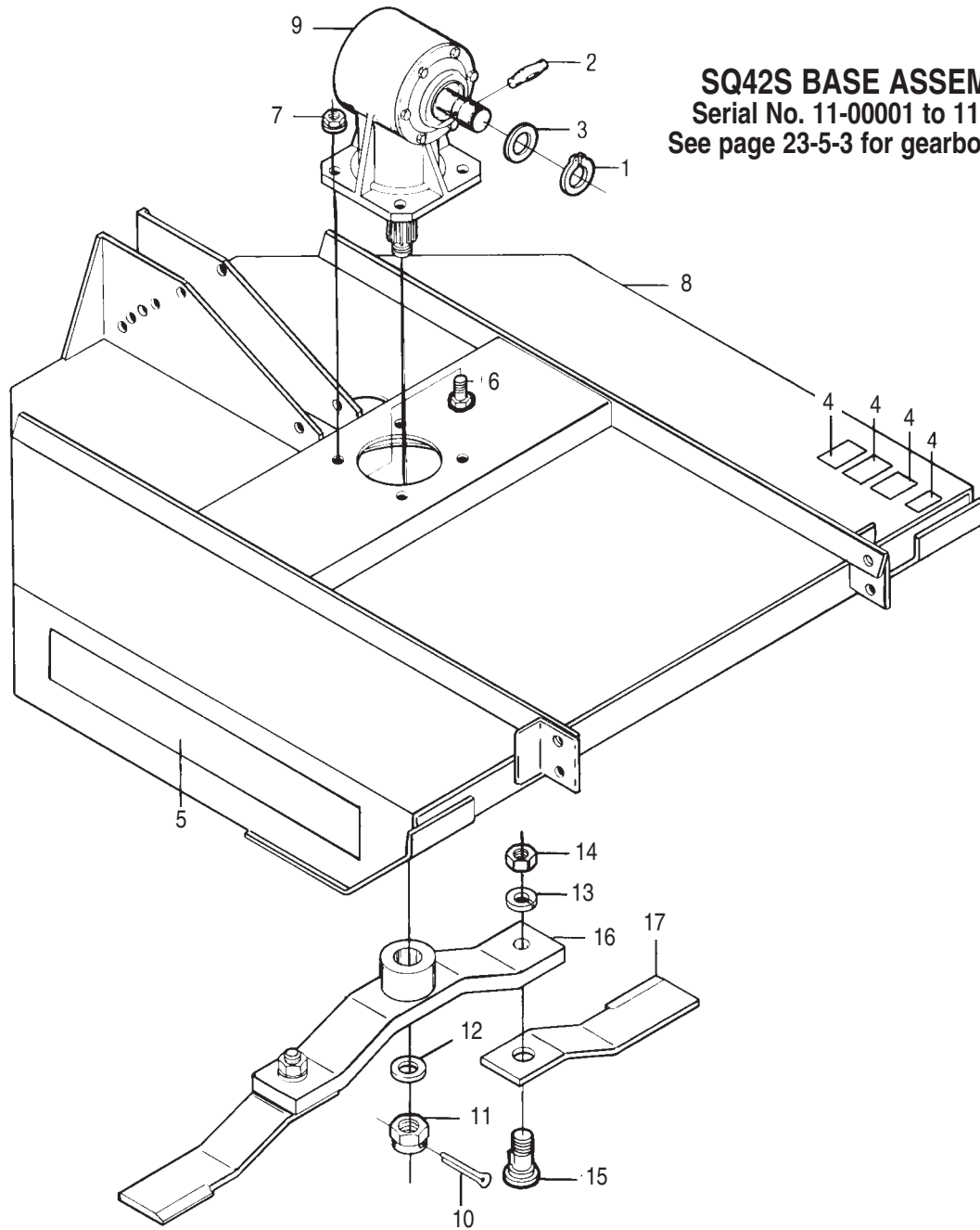
*Order 90252 Decal Kit for French translation.

**SQ-42 BASE ASSEMBLY
& RELATED PARTS**
Serial No. 11-00869 to 11-04721



REF. NO.	PART NO.	QTY.	DESCRIPTION
1	63795	1	Formed Blade Pan
	82557	1	Deflector Bundle
2	82559	1	Deflector Kit, Front
3	81869	1	Belting
4	20363	9	Locknut 3/8"
5	—	18	Flatwasher 3/8"
6	—	9	Capscrew 3/8" x 1-1/4" Gr.5
7	82558	1	Deflector Kit, Rear
8	—	12	Flatwasher 3/8"
9	—	6	Capscrew 3/8" x 1" Gr.5
10	—	6	Lockwasher 3/8"
11	—	6	Hex Nut 3/8"
	66395	1	Base Assembly
12	70075	1	Cotter Pin
13	70076	1	Castle Nut
14	70077	1	Flatwasher
15	53098	1	Round Washer
16	53078	1	Retaining Ring
17	68439	1	Shear Pin Kit (Contains 5 Shear Pins)
18	70001	1	Gearbox Assy. (See Parts Breakdown)

REF. NO.	PART NO.	QTY.	DESCRIPTION
19	—	4	Capscrew 5/8" x 2" Gr.5
20	20414	4	Flanged Locknut 5/8"
21	—	2	Capscrew 5/8" x 3-3/4" Gr.5
22	—	2	Lockwasher 5/8"
23	—	2	Hex Nut 5/8"
24	65691	1	Deck Weld. w/ Decals
25	50042072	1	Decal Kit
26	63719	2	Squealer Decal
27	—	1	Blade Holder Assembly
28	66644	2	Blade
29	66398	1	Blade Bar Weld.
30	66516	1	Blade Bolt Kit
31	—	2	Lockwasher 7/8"
32	1259	2	Blade Bolt
33	15626	2	Jam Nut 7/8"

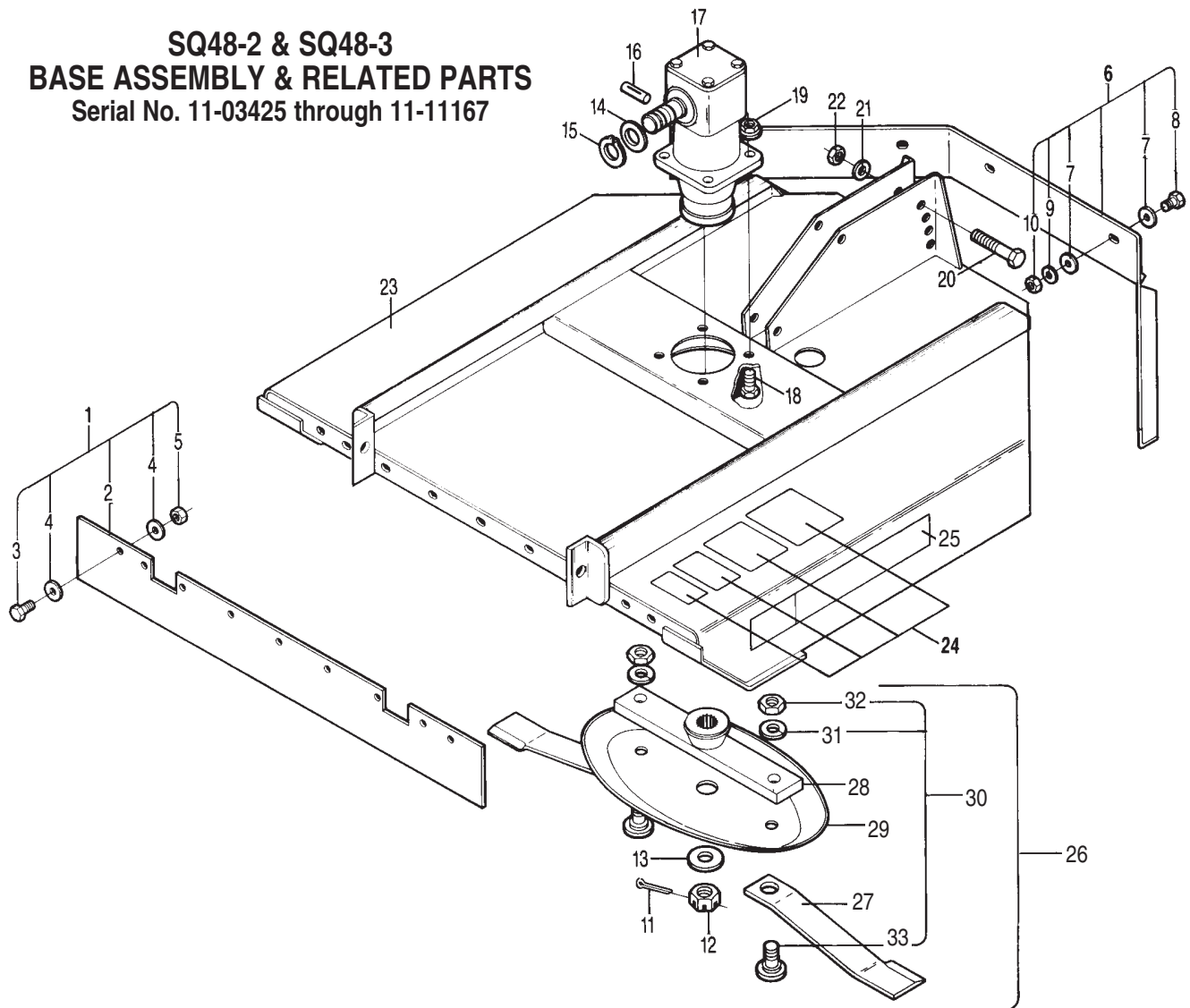


SQ42S BASE ASSEMBLY
 Serial No. 11-00001 to 11-00868
 See page 23-5-3 for gearbox shield.

REF. NO.	PART NO.	QTY.	DESCRIPTION
1	53078	1	Retaining Ring
2	68297	1	Grooved Pin
3	53098	1	Round Washer
4	50042072	1	Safety Decal Kit
5	63719	2	Squealer Decal
6	—	4	Capscrew 5/8" x 1-3/4" Gr.5
7	20414	4	Flanged Locknut 5/8"
8	66388	1	Deck w/ Decals Serial No. 11-00868 and Below

REF. NO.	PART NO.	QTY.	DESCRIPTION
9	64345	1	Gearbox Assembly Serial No. 11-00868 and Below
10	43	1	Cotter Pin
11	44151	1	Castle Nut M24 x 2
12	64342	1	Washer
13	—	2	Lockwasher 7/8" Med.
14	15626	2	Hex Nut 7/8" – 14 UNF
15	1259	2	Blade Bolt
16	64185	1	Blade Holder Weldment
17	64318	2	Blade

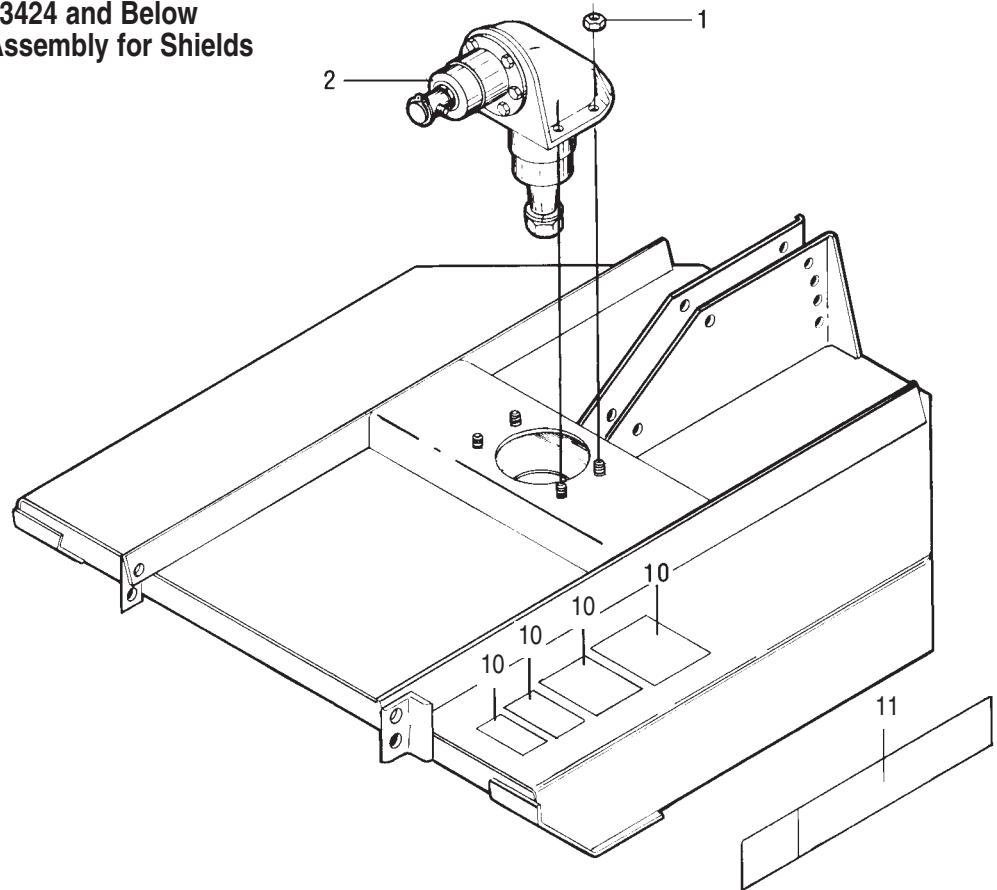
SQ48-2 & SQ48-3
BASE ASSEMBLY & RELATED PARTS
 Serial No. 11-03425 through 11-11167



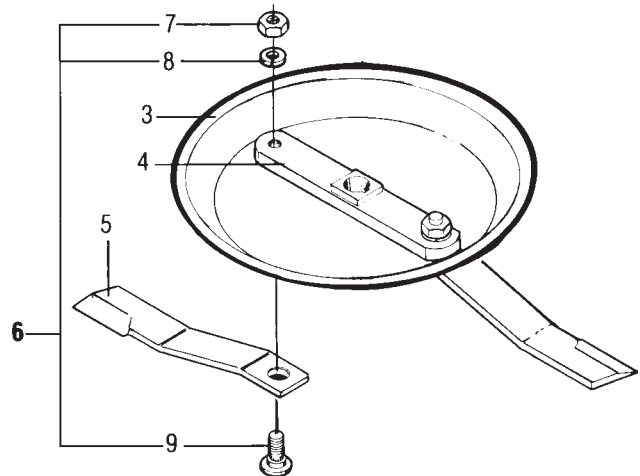
REF. NO.	PART NO.	QTY.	DESCRIPTION
	82555	1	Deflector Kit Complete
1	82553	1	Front Deflector Kit
2	81866	1	Belting
3	—	9	Capscrew 3/8" x 1-1/4" Gr.5
4	—	18	Flatwasher 3/8"
5	20363	9	Locknut 3/8"
6	82554	1	Rear Deflector Kit
7	—	12	Flatwasher 3/8"
8	—	6	Capscrew 3/8" x 1" Gr.5
9	—	6	Lockwasher 3/8"
10	—	6	Hex Nut 3/8"
11	70075	1	Cotter Pin
12	70076	1	Castle Nut
13	70077	1	Flatwasher
14	53098	1	Round Washer
15	53078	1	Retaining Ring
16	68439	1	Shear Pin Kit
17	70324	1	Gearbox Assembly (SQ48-3)
	7000	1	Gearbox Assembly (SQ48-2)

REF. NO.	PART NO.	QTY.	DESCRIPTION
18	—	4	Capscrew 5/8" x 1-3/4" Gr.5
19	20414	4	Flanged Locknut 5/8"
20	—	2	Capscrew 5/8" x 3-3/4" Gr.5
21	—	2	Lockwasher 5/8"
22	—	2	Hex Nut 5/8"
23	69723	1	Deck Assembly w/ Decals
24	50042072	1	Safety Decal Kit
25	63719	2	Squealer Decal
26	—	1	Blade Holder
27	63760	2	Blade
28	66398	1	Blade Bar Weldment
29	88020	1	Formed Pan
30	66516	1	Blade Bolt Kit
31	—	2	Lockwasher 7/8"
32	67	2	Hex Nut 7/8" NF
33	1259	2	Blade Bolt

SQ48 BASE ASSEMBLY
 Serial No. 11-03424 and Below
 See SQ48-2 Base Assembly for Shields

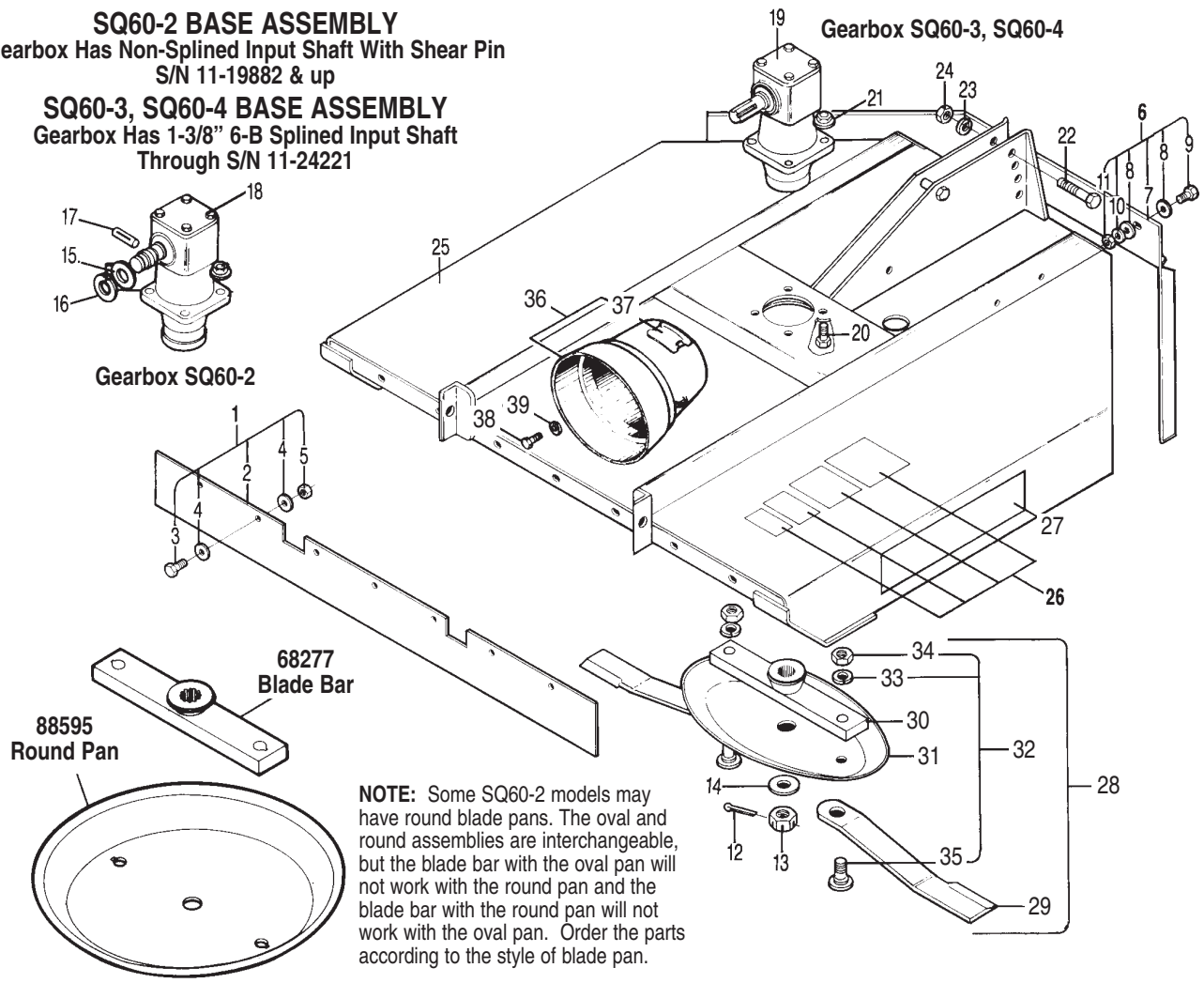


REF. NO.	PART NO.	QTY.	DESCRIPTION
1	15554	4	Locknut 1/2"
2	60682	1	Gearbox Assembly Serial No. 11-03424 & Below
3	63826	1	Formed Pan
4	63793	1	Blade Bar
5	63760	2	Blade
6	66516	1	Blade Bolt Kit
7	15626	2	Jam Nut 7/8" NF
8	—	2	Lockwasher 7/8"
9	1259	2	Blade Bolt
10	50042072	1	Safety Decal Kit
11	63719	2	Squealer Decal



SQ60-2 BASE ASSEMBLY
 Gearbox Has Non-Splined Input Shaft With Shear Pin
 S/N 11-19882 & up

SQ60-3, SQ60-4 BASE ASSEMBLY
 Gearbox Has 1-3/8" 6-B Splined Input Shaft
 Through S/N 11-24221

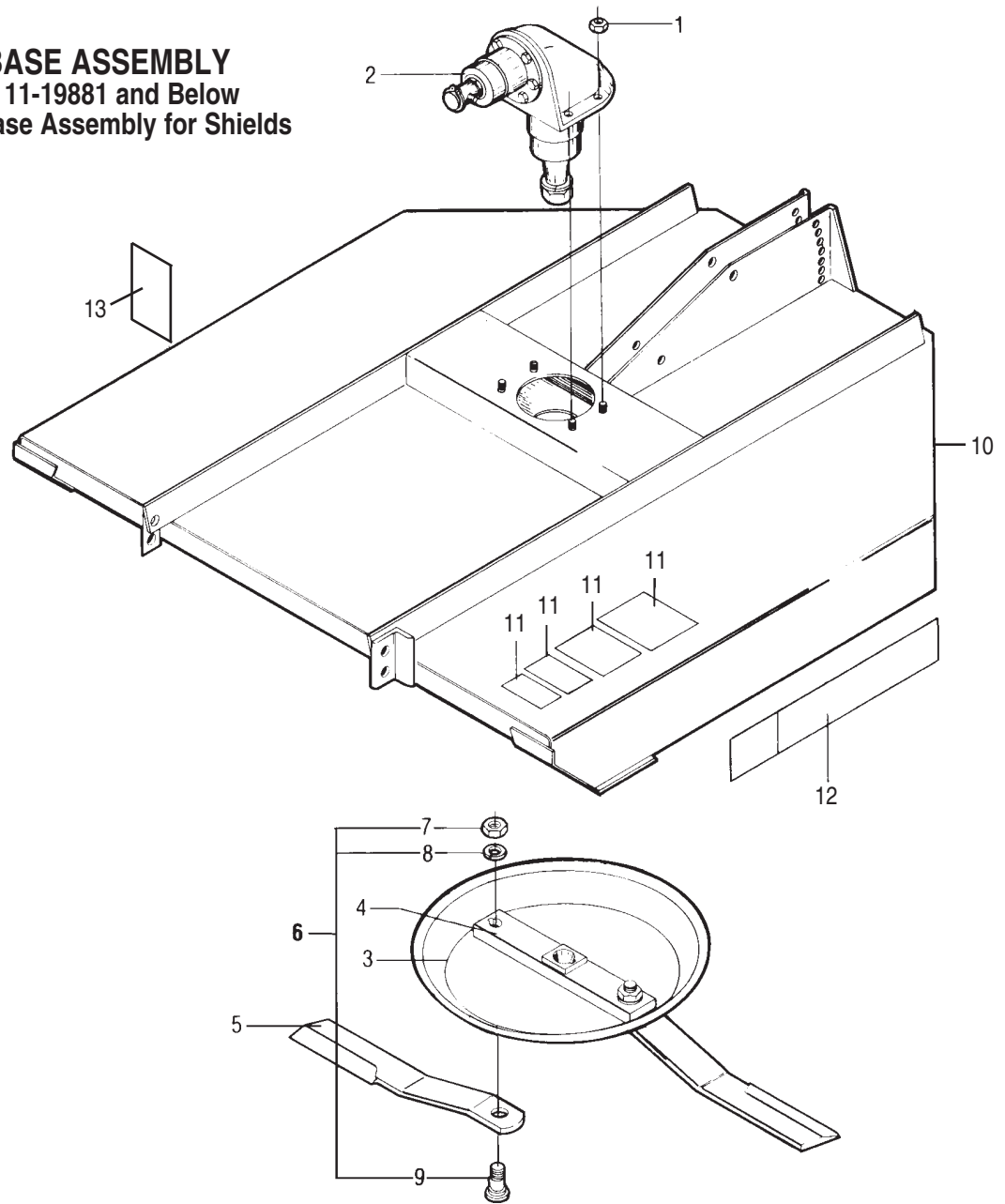


NOTE: Some SQ60-2 models may have round blade pans. The oval and round assemblies are interchangeable, but the blade bar with the round pan and the blade bar with the oval pan will not work with the round pan and the blade bar with the round pan will not work with the oval pan. Order the parts according to the style of blade pan.

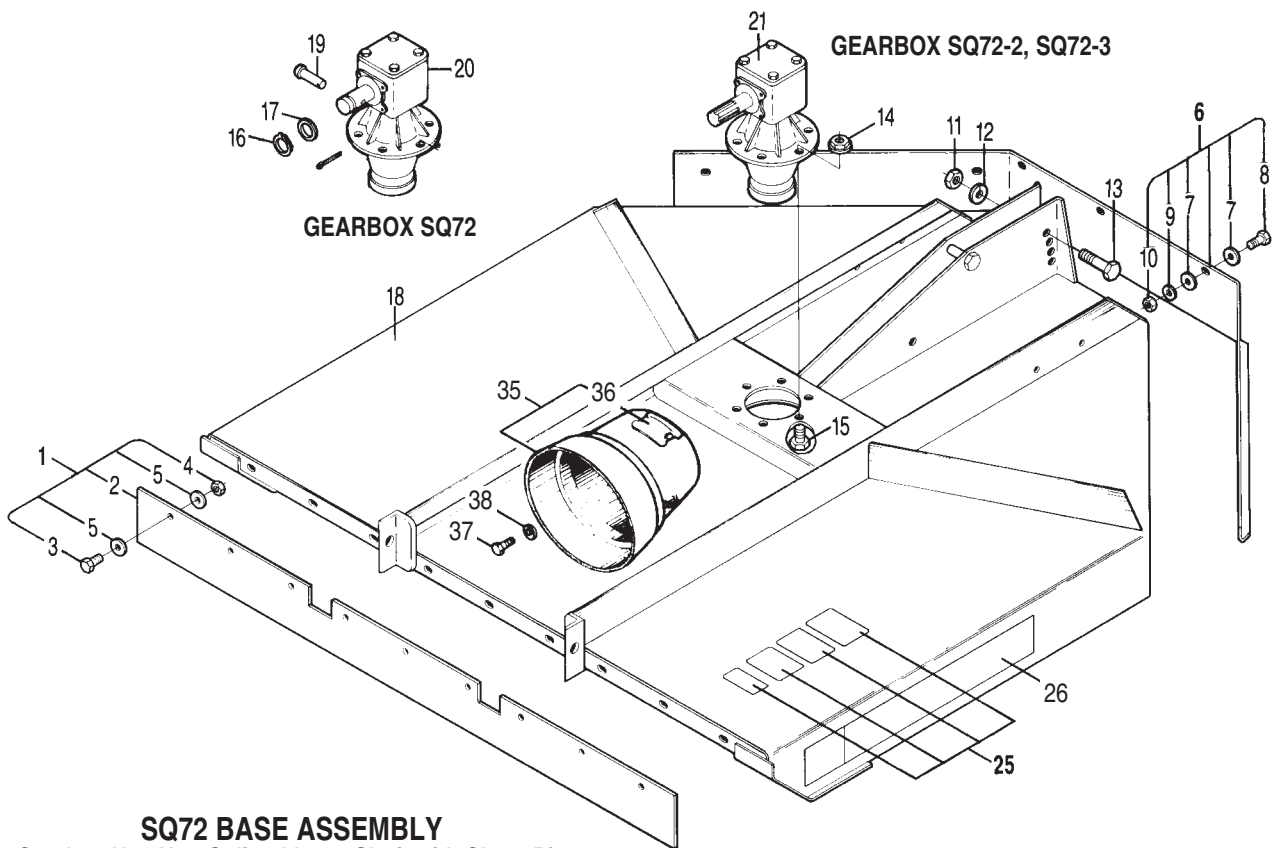
REF. NO.	PART NO.	QTY.	DESCRIPTION
	82532	1	Deflector Kit Complete
1	82531	1	Front Deflector Kit
2	81780	1	Front Belting
3	—	9	Capscrew 3/8" x 1-1/4" Gr.5
4	—	18	Flatwasher 3/8"
5	20363	9	Locknut 3/8"
6	82444	1	Rear Deflector Kit
7	81939	1	Rear Shield
8	—	12	Flatwasher 3/8"
9	—	6	Capscrew 3/8" x 1" Gr.5
10	—	6	Lockwasher 3/8"
11	—	6	Hex Nut 3/8"
12	70075	1	Cotter Pin
13	70076	1	Castle Nut
14	70077	1	Flatwasher (SQ60-2 Only)
15	53098	1	Roundwasher (SQ60-2 Only)
16	53078	1	Retaining Ring (SQ60-2 Only)
17	68439	1	Shear Pin Kit, Contains 5 Shear Pins (SQ60-2 Only)
18	70000	1	Gearbox (SQ60-2) Non-Splined Input Shaft
19	70306	1	Gearbox (SQ60-3, SQ60-4) Splined Input Shaft

REF. NO.	PART NO.	QTY.	DESCRIPTION
20	—	4	Capscrew 5/8" x 2" Gr.5
21	20414	4	Flanged Locknut 5/8"
22	—	2	Capscrew 1/2" x 3-1/2" Gr.5
23	—	2	Lockwasher 1/2"
24	—	2	Hex Nut 1/2"
25	81115	1	Deck Assy. w/ Decals
26	50042072	1	Decal Kit
27	63719	2	Squealer Decal
28	—	1	Blade Holder
29	36	2	Blade
30	68277	1	Blade Bar Weldment
31	88002	1	Formed Pan
32	63607	1	Blade Bolt Kit
33	20322	2	Lockwasher 1-1/8"
34	252	2	Hex Nut 1-1/8"
35	7919	2	Blade Bolt
36	81592	1	PTO Shield
37	68551	2	Cover
38	44215	4	Capscrew M8 x 1.25 x 15
39	44216	4	Flatwasher M8

SQ60 BASE ASSEMBLY
 Serial No. 11-19881 and Below
 See SQ60-2 Base Assembly for Shields



REF. NO.	PART NO.	QTY.	DESCRIPTION
1	15554	4	Locknut 1/2"
2	60682	1	Gearbox Assembly (Serial No. 11-19881 and Below)
3	88595	1	Formed Pan
4	63790	1	Bar Holder Weldment
5	36	2	Blade
6	63607	1	Blade Bolt Kit
7	252	2	Hex Nut 1-1/8"
8	20322	2	Lockwasher 1-1/8"
9	7919	2	Blade Bolt
10	65201	1	Base Assembly w/ Decals (Serial No. 11-19881 and Below)
11	50042072	1	Safety Decal Kit
12	63719	2	Squealer Decal
13	63757	1	Owner's Manual



GEARBOX SQ72

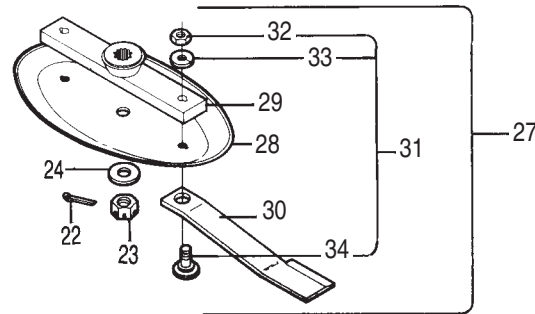
GEARBOX SQ72-2, SQ72-3

SQ72 BASE ASSEMBLY

Gearbox Has Non-Splined Input Shaft with Shear Pin Through S/N 11-18400

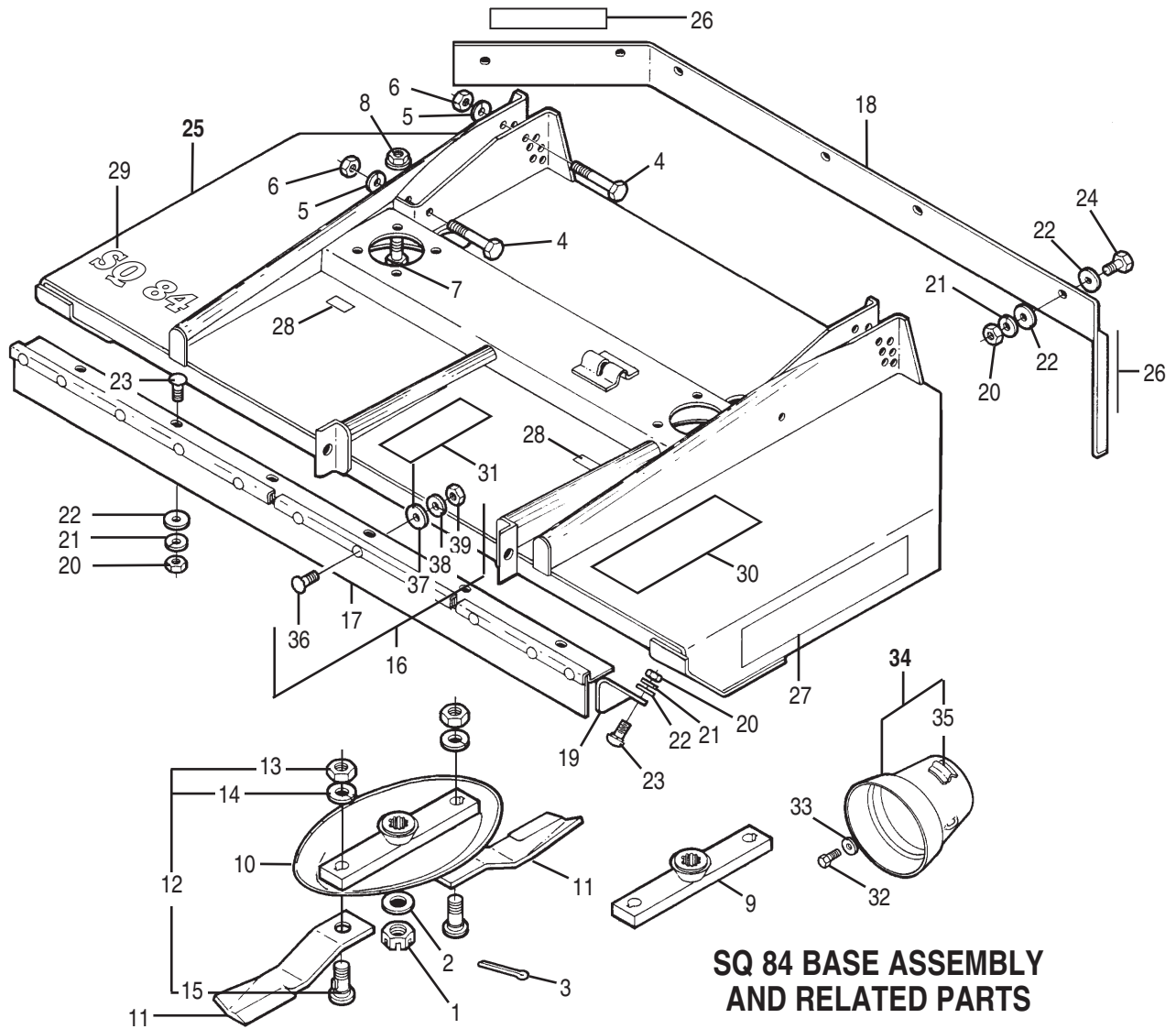
SQ72-2, SQ72-3 BASE ASSEMBLY

Gearbox Has 1-3/8" 6-B Splined Input Shaft



REF. NO.	PART NO.	QTY.	DESCRIPTION
	82538	1	Deflector Kit Complete
1	82540	1	Front Deflector Kit
2	81872	1	Belting
3	—	9	Capscrew 3/8" x 1-1/4" Gr.5
4	20363	9	Locknut 3/8"
5	—	18	Flatwasher 3/8"
6	82539	1	Rear Deflector Kit
7	—	12	Flatwasher 3/8"
8	—	6	Capscrew 3/8" x 1" Gr.5
9	—	6	Lockwasher 3/8"
10	—	6	Hex Nut 3/8"
11	—	2	Hex Nut 5/8"
12	—	2	Lockwasher 5/8"
13	—	4	Capscrew 5/8" x 2" Gr.5
14	20414	4	Flanged Locknut 5/8"
15	—	2	Capscrew 5/8" x 3-3/4" Gr.5
16	53078	1	Retaining Ring
17	53098	1	Round Washer
18	81132	1	Deck Assy., w/ Decals
19	66571	1	Shear Pin Kit (Contains 5 Shear Pins, SQ72 Only)
20	70016	1	Gearbox Assy. (SQ72) Non Splined Input Shaft
21	70307	1	Gearbox Assy. (SQ72, SQ72-3) Splined Input Shaft
22	70075	1	Cotter Pin

REF. NO.	PART NO.	QTY.	DESCRIPTION
23	70076	1	Castle Nut
24	70077	1	Flatwasher
25	50042072	1	Decal Kit
26	83719	2	Squealer Decal
27	—	1	Blade Holder
28	88002	1	Formed Pan
29	67227	1	Blade Holder Weldment
30	67327	2	Blade
31	63607	1	Blade Bolt Kit
32	252	2	Hex Nut 1-1/8"
33	20322	2	Lockwasher 1-1/8"
34	7919	2	Blade Bolt
35	81592	1	PTO Shield
36	68551	2	Cover
37	44215	4	Capscrew M8 x 1.25 x 15
38	44216	4	Flatwasher M8

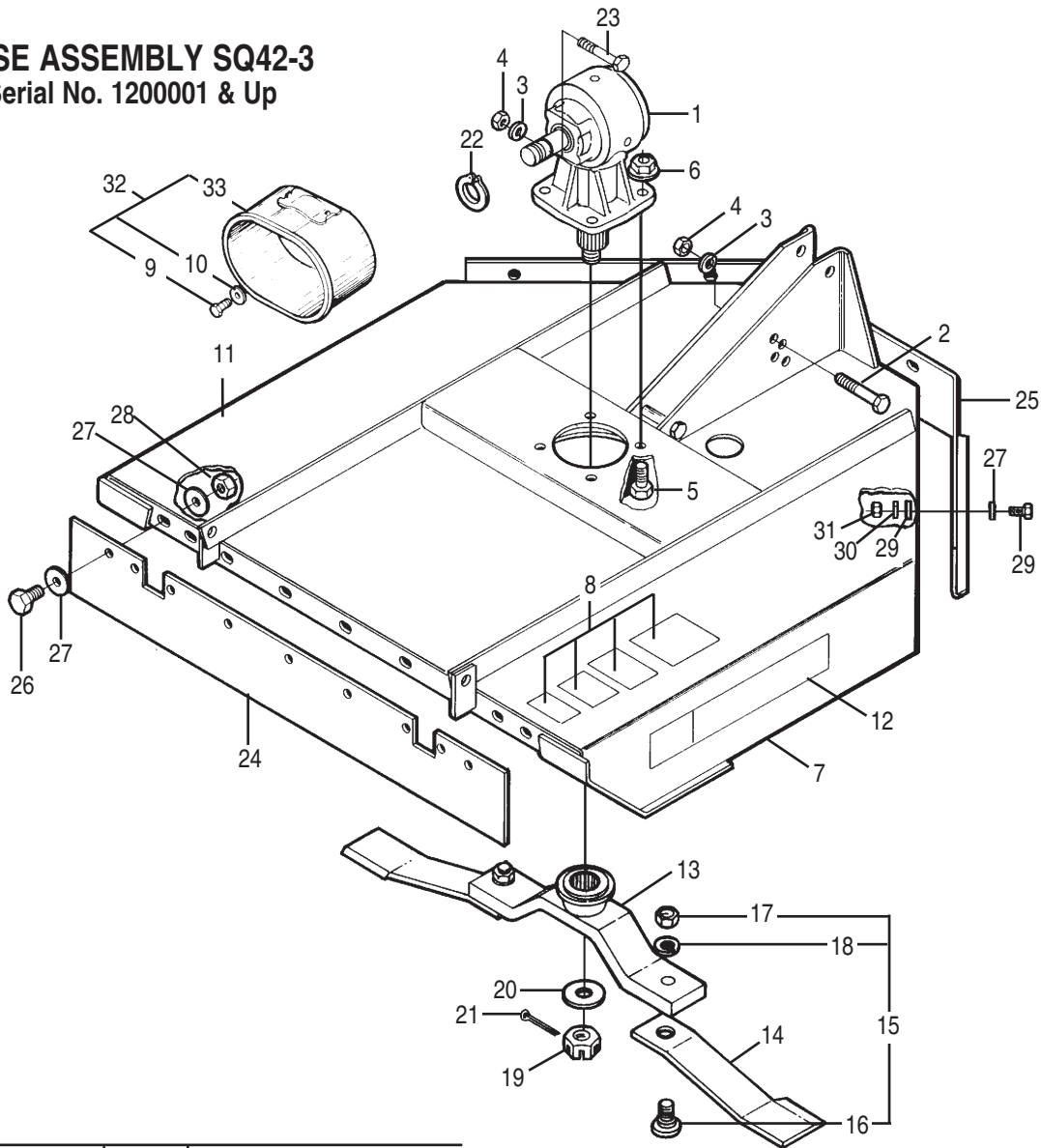


SQ 84 BASE ASSEMBLY AND RELATED PARTS

REF. NO.	PART NO.	QTY.	DESCRIPTION
1	70076	1	Blade Nut
2	70077	1	Flatwasher
3	70075	1	Cotter Pin
4	—	4	Capscrew 5/8" x 3 3/4" Gr.5
5	—	4	Lockwasher 5/8"
6	—	4	Hex Nut 5/8"
7	—	8	Capscrew 5/8"x 1 3/4" Gr.5
8	20414	8	Flanged Locknut 5/8"
9	83187	2	Blade Bar Weldment
10	50056856	2	Pan Weldment
11	67744	4	Blade CCW w / uplift
12	63607	2	Blade Bolt Kit
13	252	2	Hex Nut 1 1/8"
14	20322	2	Lockwasher 1 1/8"
15	7919	2	Blade Bolt
	78803	1	Safety Shield Kit
16	81011	1	Front Belting Assy.
17	79359	1	Belting
18	79005	1	Rear Shield
19	79363	1	Side Shield L.H.
	79364	1	Side Shield R.H.

REF. NO.	PART NO.	QTY.	DESCRIPTION
20	—	18	Hex Nut 3/8"
21	—	18	Lockwasher 3/8"
22	—	30	Flatwasher 3/8"
23	19418	10	Carriage Bolt 3/8" x 1 1/4"
24	—	8	Capscrew 3/8" x 1" Gr.5
25	78805	1	Deck Assy. w/ Decals (26-33)
	78810	1	Decal Kit (26-33)
26	50031214	2	Red Reflector
27	50054949	2	Squealer Decal
28	69878	2	Blade Rotation Decal (CCW)
29	95926	1	Model Decal
30	50029417	1	Sheet Decal
31	50029419	1	Sheet Decal
32	44215	4	Capscrew M8 x 1.25 x 15 mm
33	44216	4	Flatwasher m8
34	81592	1	Shield Assembly
35	68551	2	Cover
36	44319	11	Carriage Bolt 5/16" x 1"
37	—	11	Flatwasher 5/16"
38	—	11	Lockwasher 5/16"
39	—	11	Hex Nut 5/16"

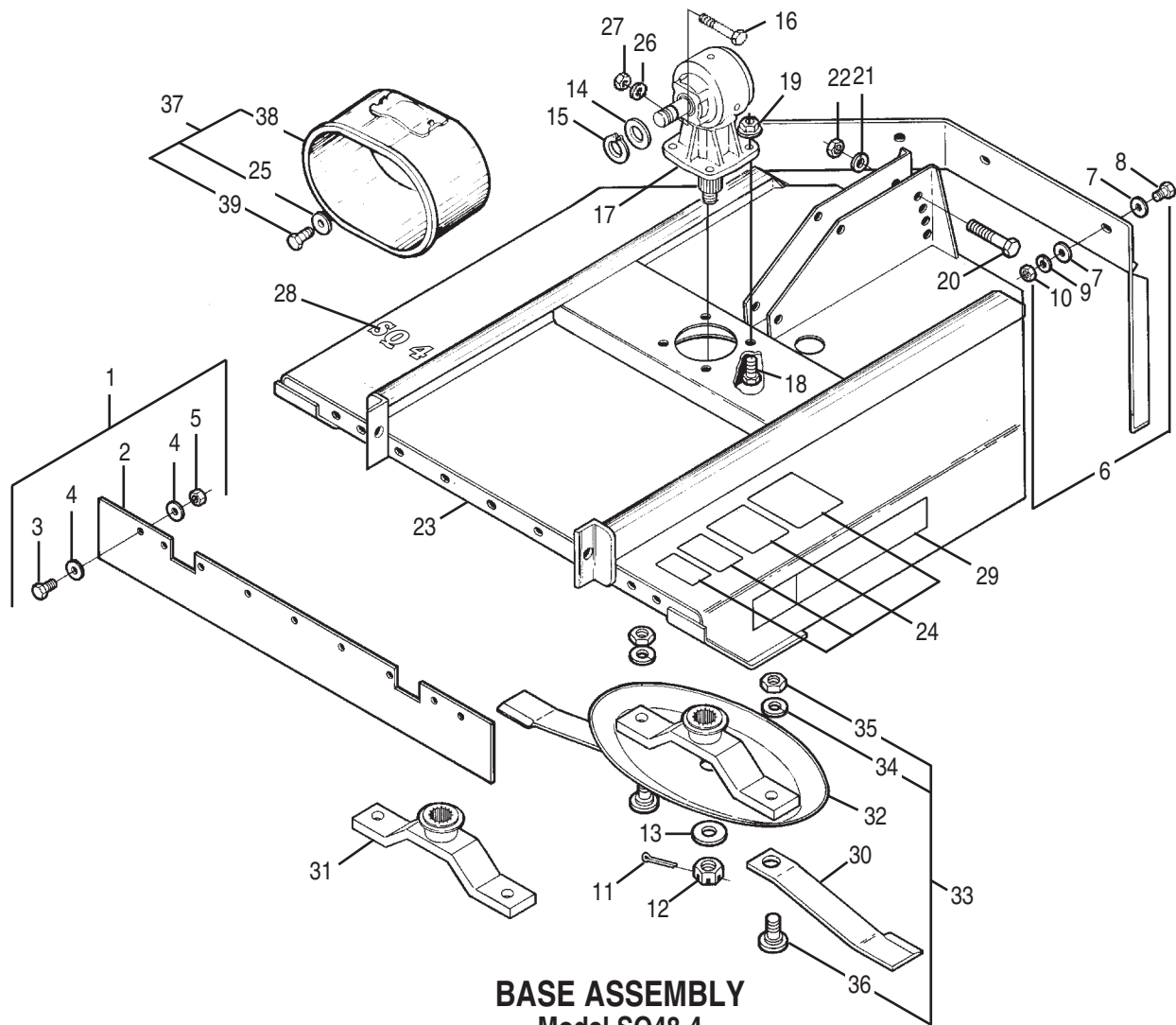
BASE ASSEMBLY SQ42-3
Serial No. 1200001 & Up



REF. NO.	PART NO.	QTY.	DESCRIPTION
1	70771*	1	Gearbox Assembly
2	—	2	Capscrew 1/2" x 3-1/2" Gr.5
3	—	3	Lockwasher 1/2"
4	—	3	Hex Nut 1/2"
5	—	4	Capscrew 5/8" x 2" Gr.5
6	20414	4	Locknut 5/8" Flanged
7	65691	1	Deck Weld. w/ Decals
	65689	1	Decal Kit
8	50042072	1	Safety Decal Kit
9	44215	4	Capscrew M8 x 1.25 x 15
10	44216	4	Flatwasher M8
11	95921	1	Model Decal
12	63719	2	Squealer Decal
13	50037077	1	Blade Holder Weld.
14	66644	2	Blade
15	66516	1	Blade Bolt Kit
16	1259	2	Blade Bolt

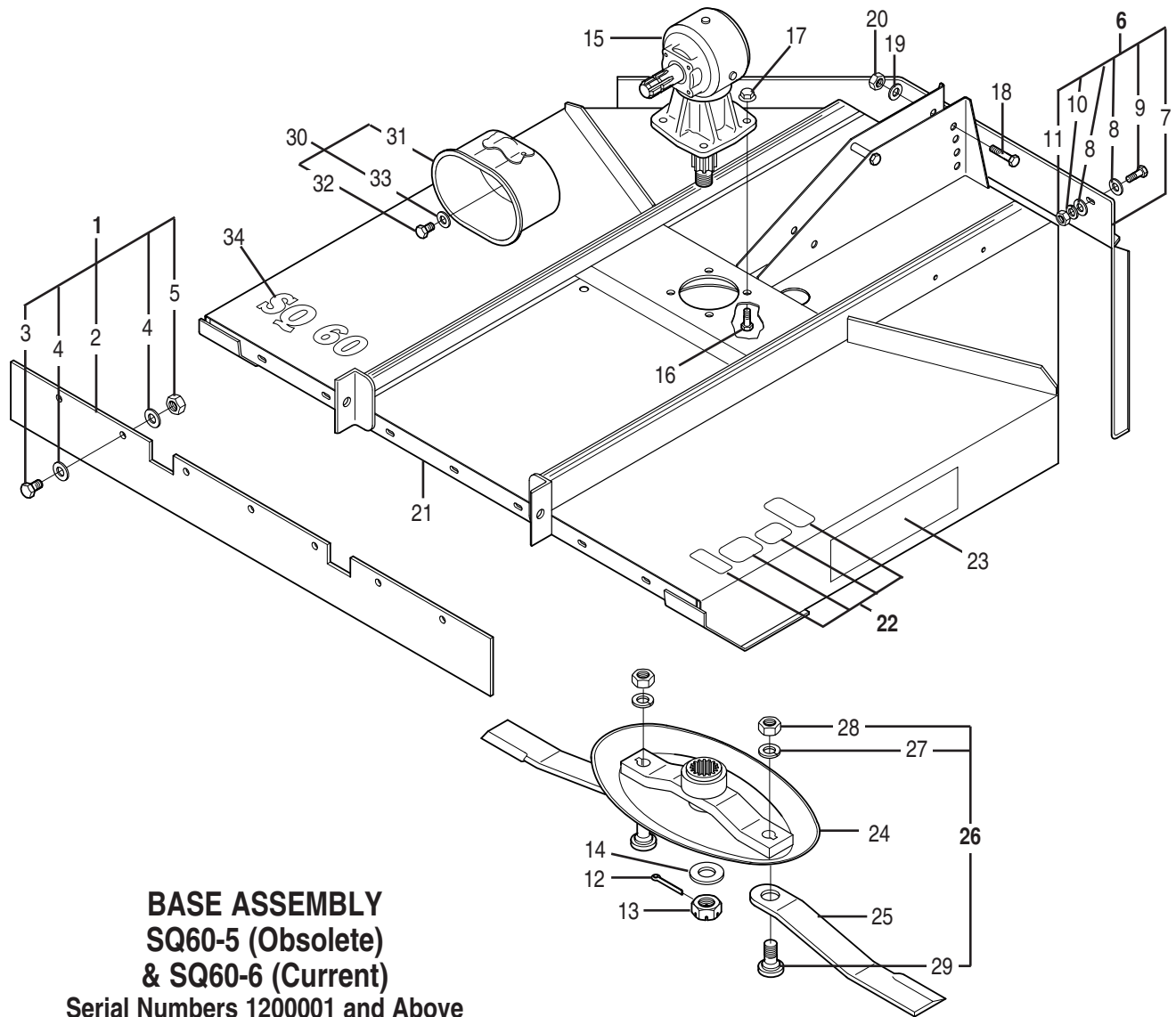
REF. NO.	PART NO.	QTY.	DESCRIPTION
17	15626	2	Jam Nut
18	66	2	Lockwasher 7/8"
19	70694	1	Castle Nut
20	70965	1	Washer
21	70699	1	Cotter Pin
22	81445	1	Retaining Ring
23	44357	1	Shear Bolt 1/2" x 3"
24	81869	1	Belting
25	82558	1	Rear Band w/ Fasteners
26	—	9	Capscrew
27	—	30	Flatwasher 3/8"
28	20363	9	Locknut 3/8"
29	—	6	Capscrew 3/8" x 1" Gr.5
30	—	6	Lockwasher 3/8"
31	—	6	Hex Nut 3/8"
32	81608	1	Shield Assy.
33	68551	2	Cover

*Note: For replacement of this gearbox, order 71281 gearbox assembly.



BASE ASSEMBLY
Model SQ48-4
Serial No's. 12-00001 and Above

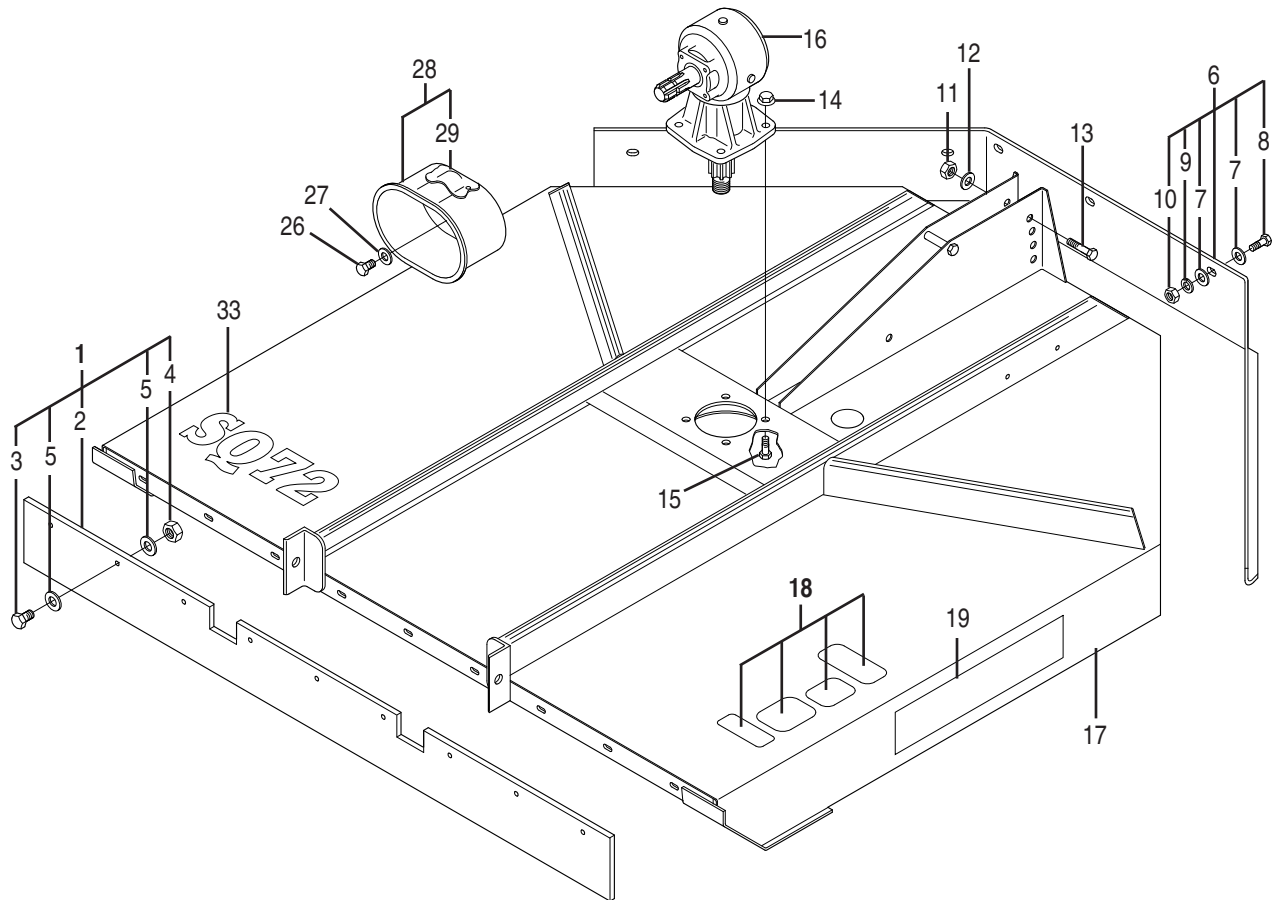
REF. NO.	PART NO.	QTY.	DESCRIPTION	REF. NO.	PART NO.	QTY.	DESCRIPTION
1	82553	1	Front Deflector Kit	21	—	2	Lockwasher 5/8"
2	81866	1	Belting	22	—	2	Hex Nut 5/8"
3	—	9	Capscrew 3/8" x 1-1/4'	23	69723	1	Deck Assy. w/ Decals
4	—	18	Flatwasher 3/8"	24	50042072	1	Decal Kit
5	20363	9	Locknut	25	44216	4	Flatwasher M8
6	82554	1	Rear Deflector Kit	26	—	1	Lockwasher 1/2"
7	—	12	Flatwasher 3/8"	27	—	1	Hex Nut 1/2"
8	—	6	Capscrew 3/8" x 1" Gr.5	28	95922	1	Model Decal
9	—	6	Lockwasher 3/8"	29	63719	2	Squealer Decal
10	—	6	Hex Nut 3/8"	30	63760	2	Blade
11	70699	1	Cotter Pin	31	50037077	1	Blade Bar Weld.
12	70694	1	Castle Nut	32	50037076	1	Blade Pan Weld.
13	70695	1	Flatwasher	33	66516	1	Blade Bolt Kit (Items 34-36)
14	53098	1	Round Washer	34	66	2	Lockwasher 7/8"
15	81445	1	Retaining Ring	35	15626	2	Jam Nut 7/8"
16	44357	1	Shear Bolt	36	1259	2	Blade Bolt
17	70771	1	Gearbox Assy.	37	81608	1	Shield Assy.
18	—	4	Capscrew 5/8" x 1-3/4" Gr.5	38	68551	2	Cover
19	20414	4	Flanged Locknut 5/8"	39	44215	4	Capscrew M8 x 1.25 x 15
20	—	2	Capscrew 5/8" x 3-3/4"				



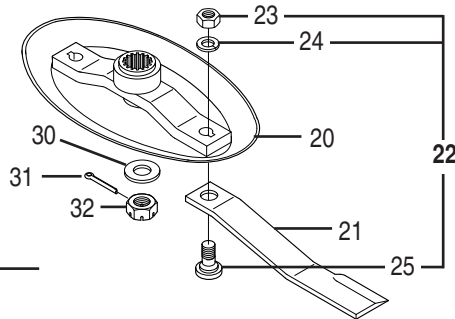
BASE ASSEMBLY
SQ60-5 (Obsolete)
& SQ60-6 (Current)
 Serial Numbers 120001 and Above

REF. NO.	PART NO.	QTY.	DESCRIPTION
1	82531	1	Front Deflector Kit (2 - 5)
2	81780	1	Front Belting
3	—	9	Capscrew 3/8" x 1-1/4" Gr.5
4	—	18	Flatwasher 3/8"
5	20363	9	Locknut
6	82444	1	Rear Deflector (7 - 11)
7	81939	1	Rear Shield
8	—	12	Flatwasher 3/8"
9	—	6	Capscrew 3/8" x 1" Gr.5
10	—	6	Lockwasher 3/8"
11	—	6	Hex Nut 3/8"
12	70699	1	Cotter Pin
13	70694	1	Castle Nut
14	70695	1	Flatwasher
15	70772	1	Gearbox Assembly
16	—	4	Capscrew 5/8" x 2" Gr.5
17	20414	4	Locknut 5/8" Flanged
18	—	2	Capscrew 5/8" x 3-3/4" Gr.5

REF. NO.	PART NO.	QTY.	DESCRIPTION
19	—	2	Lockwasher 5/8"
20	—	2	Hex Nut 5/8"
21	98147	1	Deck Weldment w/ Decals
22	50042072	1	Decal Kit
23	63719	2	Squealer Decal
24	50035783	1	Blade Pan Weldment
25	36	2	Blade, Standard
	7555	2	Blade, Uplift (Optional)
26	63607	1	Blade Bolt Kit
27	20322	2	Lockwasher 1-1/8"
28	252	2	Hex Nut 1-1/8"
29	7919	2	Blade Bolt
30	81608	1	PTO Shield
31	68551	1	Cover
32	44215	4	Capscrew M8 x 1.25 x 15
33	44216	4	Flatwasher M8
34	95923	1	Model Decal



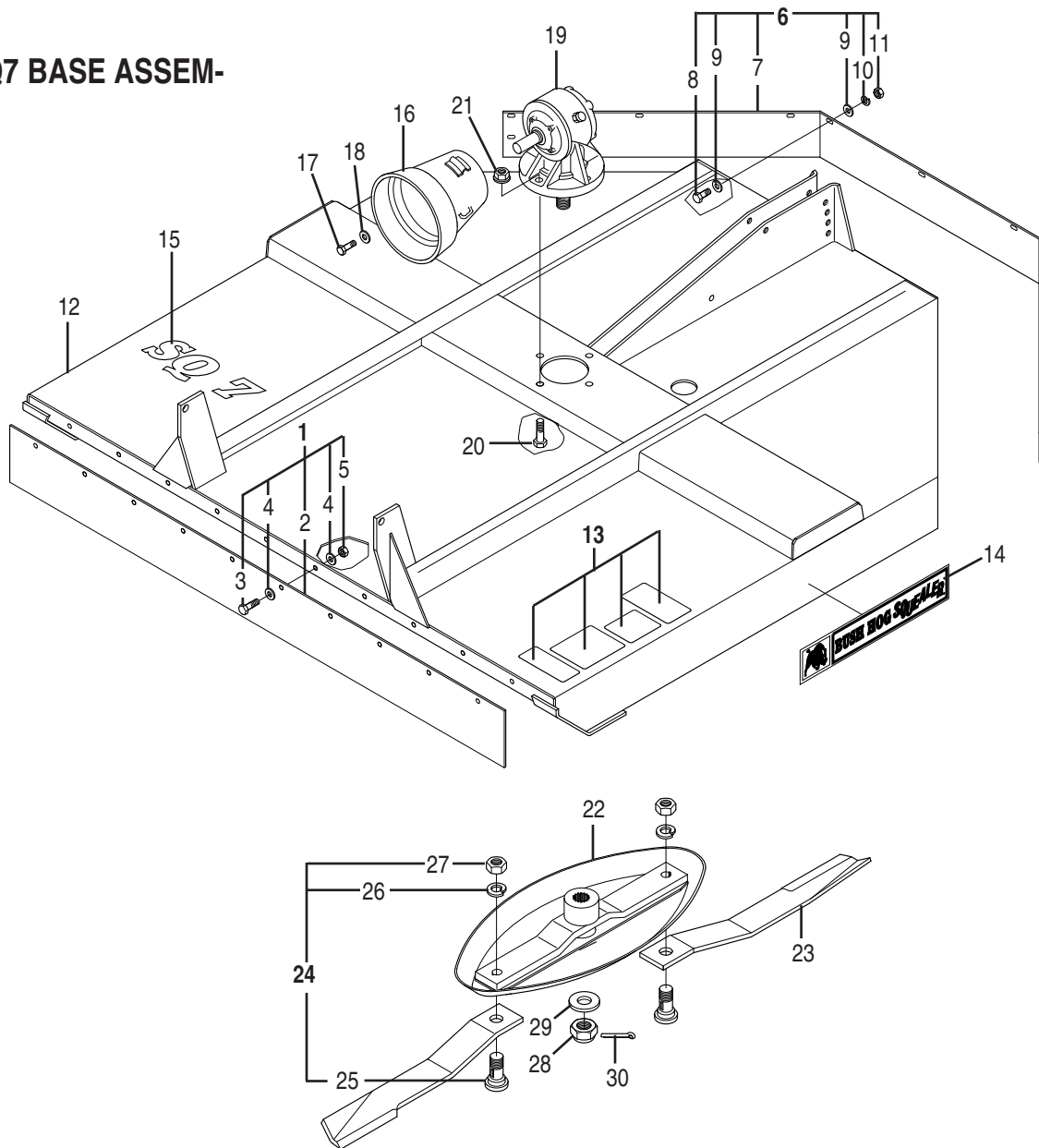
BASE ASSEMBLY
SQ72-4 (Obsolete)
SQ72-5 (Current)
Serial Numbers 120001 & Above



REF. NO.	PART NO.	QTY.	DESCRIPTION
1	82540	1	Front Deflector Kit (Items 2 – 5)
2	81872	1	Belting
3	—	9	Capscrew 3/8" x 1-1/4" Gr.5
4	20363	9	Locknut 3/8"
5	—	18	Flatwasher 3/8"
6	82539	1	Rear Deflector Kit (7 – 10)
7	—	12	Flatwasher 3/8"
8	—	6	Capscrew 3/8" x 1" Gr.5
9	—	6	Lockwasher 3/8"
10	—	6	Hex Nut 3/8"
11	—	2	Hex Nut 5/8"
12	—	2	Lockwasher 5/8"
13	—	2	Capscrew 5/8" x 3-3/4" Gr.5
14	20414	4	Locknut 5/8" Flanged
15	—	4	Capscrew 5/8" x 1-3/4" Gr.5
16	70772	1	Gearbox Assembly
17	98146	1	Base Weldment w/ Decals
18	50042072	1	Decal Kit
19	83719	2	Squealer Decal

REF. NO.	PART NO.	QTY.	DESCRIPTION
20	50035784	1	Blade Pan Weldment
21	304	2	Blade, Standard
	7556	2	Blade, Uplift (Optional)
22	63607	1	Blade Bolt Kit (Items 28 – 30)
23	252	2	Hex Nut 1-1/8"
24	20322	2	Lockwasher 1-1/8"
25	7919	2	Blade Bolt
26	44215	4	Capscrew M8 x 1.25 x 15
27	44216	4	Flatwasher M8
28	81608	1	Shield Assembly
29	68551	2	Cover
30	70695	1	Flatwasher
31	70699	1	Cotter Pin
32	70694	1	Castle Nut
33	95924	1	Model Decal

SQ7 BASE ASSEM-

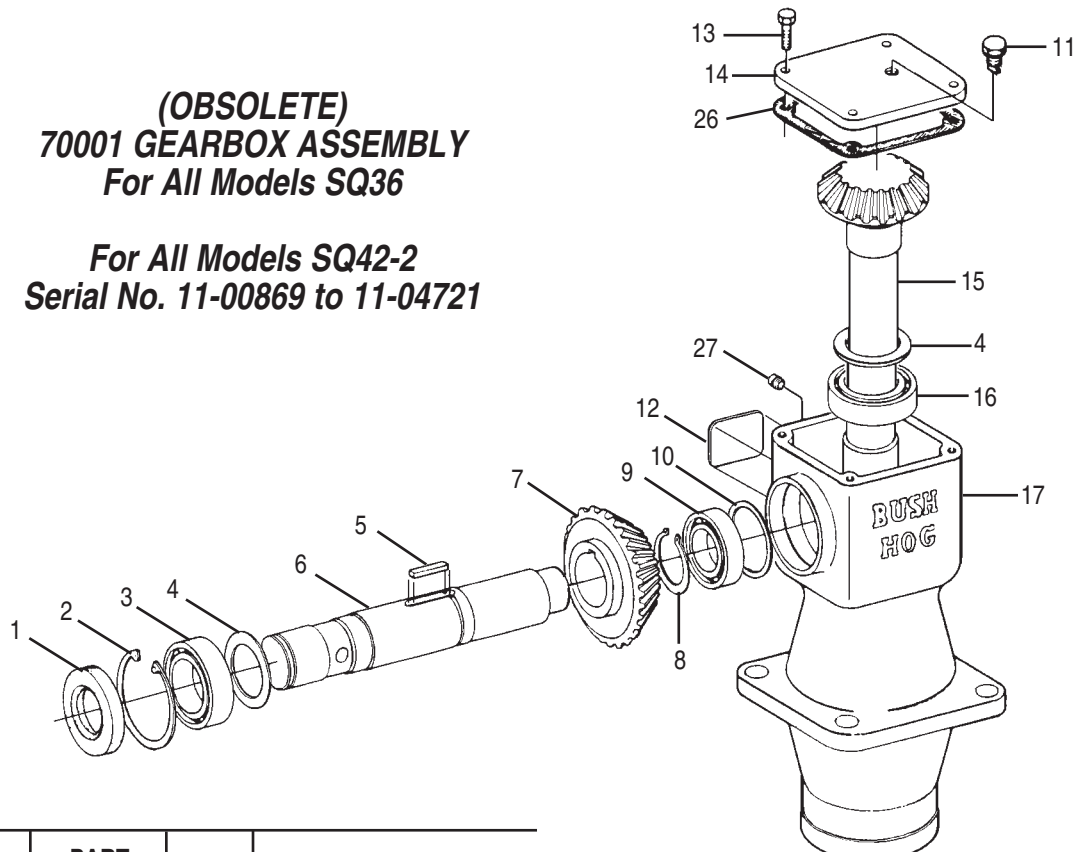


REF. NO.	PART NO.	QTY.	DESCRIPTION
1	91714	1	Front Deflector Kit
2	91744	1	Belting
3	—	10	Capscrew 3/8" x 3-1/2" Gr5
4	—	20	Flatwasher 3/8"
5	20363	10	Locknut 3/8"
6	91715	1	Rear Deflector Kit
7	91743	1	Rear Deflector
8	—	11	Capscrew 3/8" x 1" Gr. 5
9	—	22	Flatwasher 3/8"
10	—	11	Lockwasher 3/8"
11	—	11	Hex Nut 3/8"
12	91741	1	Deck Weld. w/Decals
13	50042072	1	Decal Kit
14	63719	2	Squealer Decal
15	95925	1	SQ7 Model Decal

REF. NO.	PART NO.	QTY.	DESCRIPTION
16	81592	1	Input Shield
17	44215	4	Capscrew M8
18	44216	4	Flatwasher M8
19	71372	1	Gearbox Assembly
20	20202	4	Capscrew 3/4" x 2" Gr. 5
21	20299	4	Locknut Flanged 3/4"
22	50037186	1	Blade Pan Weld.
23	7557	2	Blade
24	63607	1	Blade Bolt Kit
25	7919	2	Blade Bolt
26	20322	2	Lockwasher 1-1/8"
27	252	2	Locknut 1-1/8"
28	92387	1	Slotted Nut
29	70077	1	Washer
30	15473	1	Cotter Pin 1/4 x 2-1/2"

(OBSOLETE)
70001 GEARBOX ASSEMBLY
For All Models SQ36

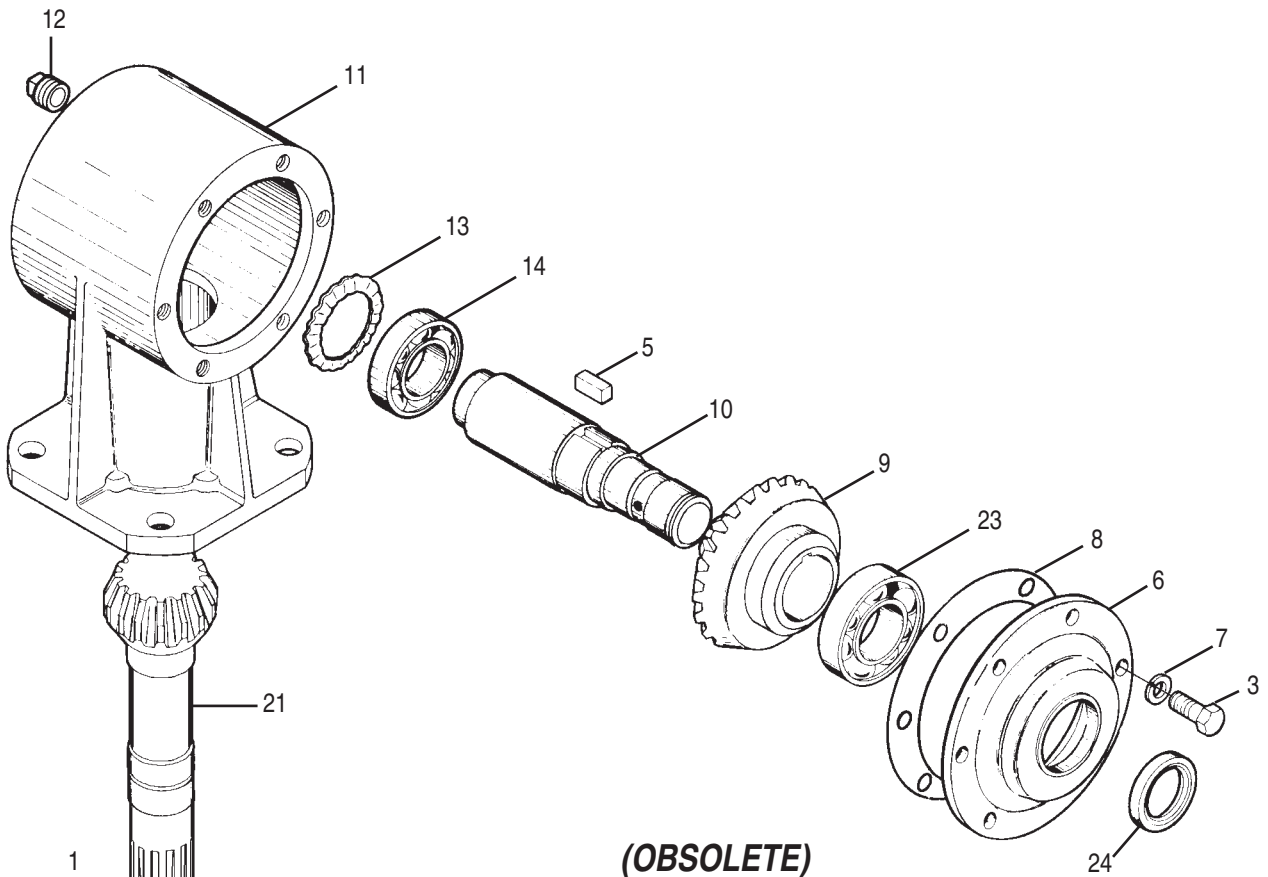
For All Models SQ42-2
Serial No. 11-00869 to 11-04721



REF. NO.	PART NO.	QTY.	DESCRIPTION
1	70134	1	Seal
2	70133	1	Retaining Ring
3	70229	1	Bearing
4	70329	A/R	Shim .3mm
	70330	A/R	Shim .4mm
	70331	A/R	Shim .5mm
	70332	A/R	Shim 1.3mm
5	70226	1	Key
6	70086	1	Shaft, Input
7	70094	1	Gear
8	70110	1	Retaining Ring
9	70137	1	Bearing
10	70138	1	Wave Ring
11	70546	1	Vent Plug
12	N/A	1	Decal
13	70326	4	Capscrew
14	70092	1	Top Plate
15	70095	1	Pinion & Shaft
16	70082	2	Bearing
17	70093	1	Housing
18	70089	1	Spacer Tube
19	70081	1	Gasket
20	70078	1	Bushing
21	70080	1	Grommet
22	70079	1	Retaining Ring
23	70077	1	Washer
24	70076	1	Castle Nut
25	15473	1	Cotter Pin 1/4" x 2-1/2"
*26	70152	1	Gasket
27	70292	1	Oil Filler Plug

*May apply silicone sealer in place of gasket.

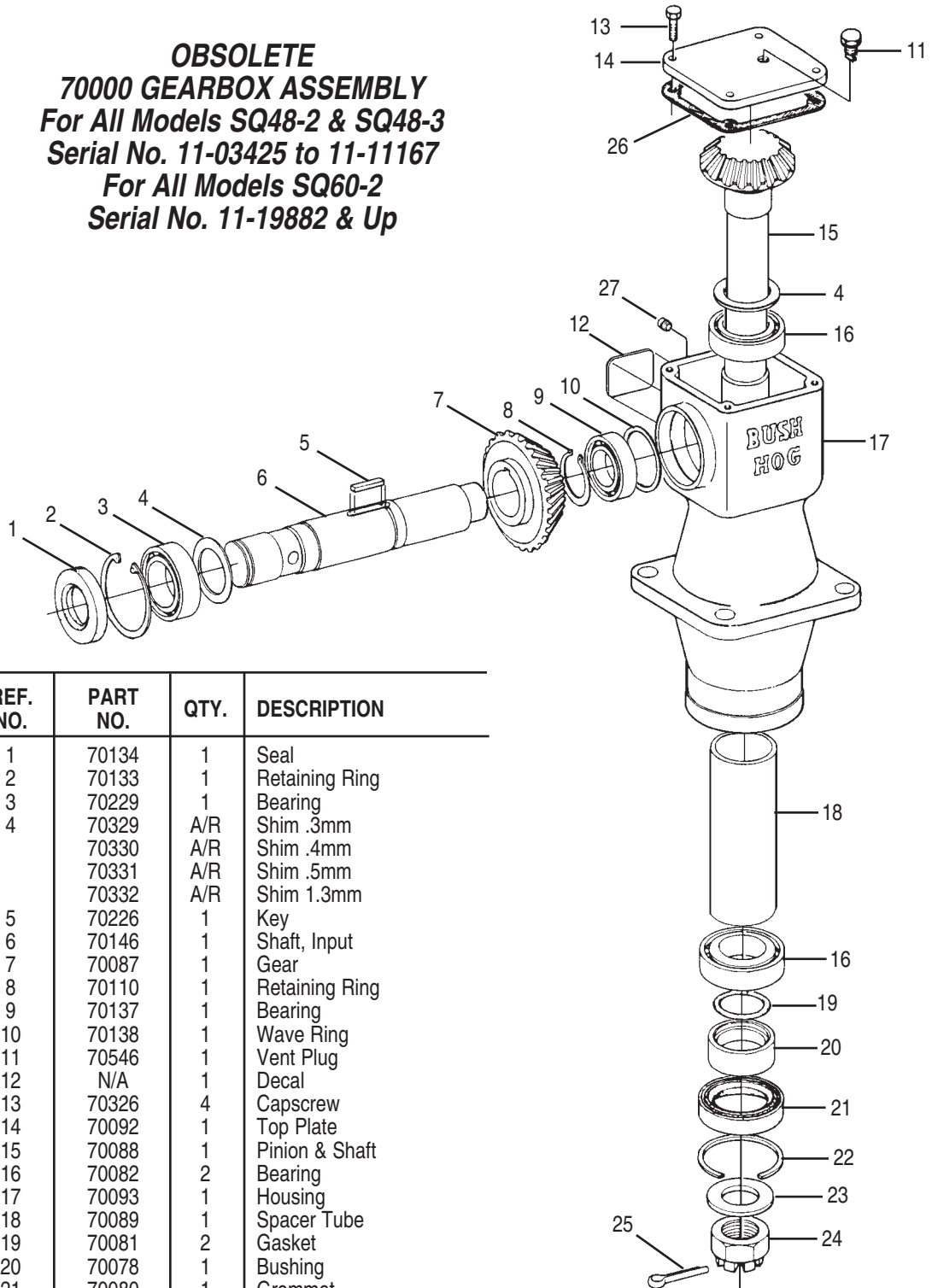
Abbreviations
 A/R — As Required
 N/A — Not Available



(OBSOLETE)
64345 GEARBOX ASSEMBLY
MODEL SQ42 SQUEALER
Serial No. 11-00868 and Below

REF. NO.	PART NO.	QTY.	DESCRIPTION
1	43	1	Cotter Pin 3/16" x 2"
2	44151	1	Castle Nut M24 x 2
3	44152	6	Capscrew M10 x 1.5 x 30
4	44153	4	Capscrew M10 x 1.5 x 22
5	---	1	Key
6	---	1	Front Cover
7	---	10	Spring Washer
8	---	1	Gasket, Front
9	---	1	Crown Gear
10	---	1	Input Shaft
11	---	1	Gearbox Casting
12	---	2	Oil Level Plug
13	---	1	Wave Washer
14	---	1	Ball Bearing
15	---	2	Ball Bearing
16	---	1	Spacer Ring
17	---	1	Circlip
18	---	1	Gasket, Bottom
19	---	1	Cover, Bottom
20	---	1	Oil Seal, Bottom
21	---	1	Pinion Gear & Shaft
22	---	1	Lockwasher
23	---	1	Ball Bearing
24	---	1	Oil Seal, Front

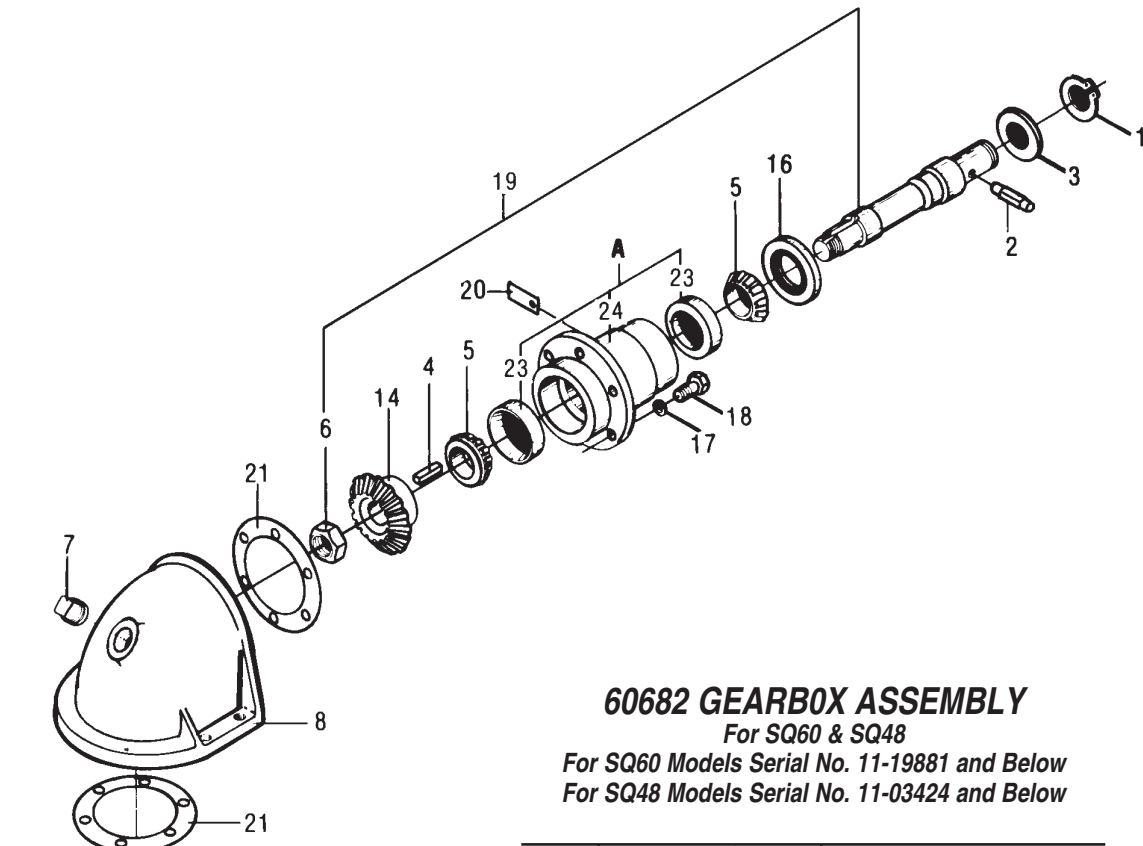
OBSOLETE
70000 GEARBOX ASSEMBLY
 For All Models SQ48-2 & SQ48-3
 Serial No. 11-03425 to 11-11167
 For All Models SQ60-2
 Serial No. 11-19882 & Up



REF. NO.	PART NO.	QTY.	DESCRIPTION
1	70134	1	Seal
2	70133	1	Retaining Ring
3	70229	1	Bearing
4	70329	A/R	Shim .3mm
	70330	A/R	Shim .4mm
	70331	A/R	Shim .5mm
	70332	A/R	Shim 1.3mm
5	70226	1	Key
6	70146	1	Shaft, Input
7	70087	1	Gear
8	70110	1	Retaining Ring
9	70137	1	Bearing
10	70138	1	Wave Ring
11	70546	1	Vent Plug
12	N/A	1	Decal
13	70326	4	Capscrew
14	70092	1	Top Plate
15	70088	1	Pinion & Shaft
16	70082	2	Bearing
17	70093	1	Housing
18	70089	1	Spacer Tube
19	70081	2	Gasket
20	70078	1	Bushing
21	70080	1	Grommet
22	70079	1	Retaining Ring
23	70077	1	Washer
24	70076	1	Castle Nut
25	15473	1	Cotter Pin 1/4" x 2-1/2"
*26	70152	1	Gasket
27	70292	1	Oil Level Plug

Abbreviations
 A/R — As Required
 N/A — Not Available

*May apply silicone sealer in place of gasket.

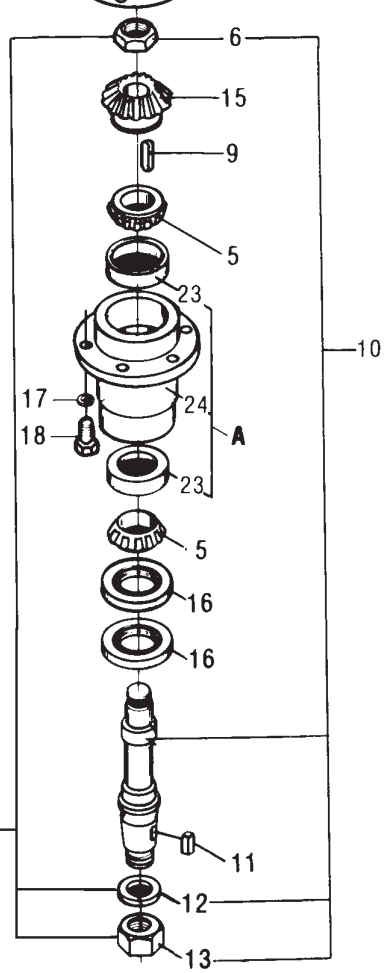


60682 GEARBOX ASSEMBLY

For SQ60 & SQ48

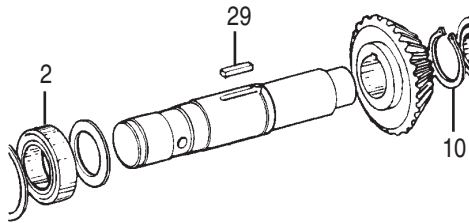
For SQ60 Models Serial No. 11-19881 and Below

For SQ48 Models Serial No. 11-03424 and Below

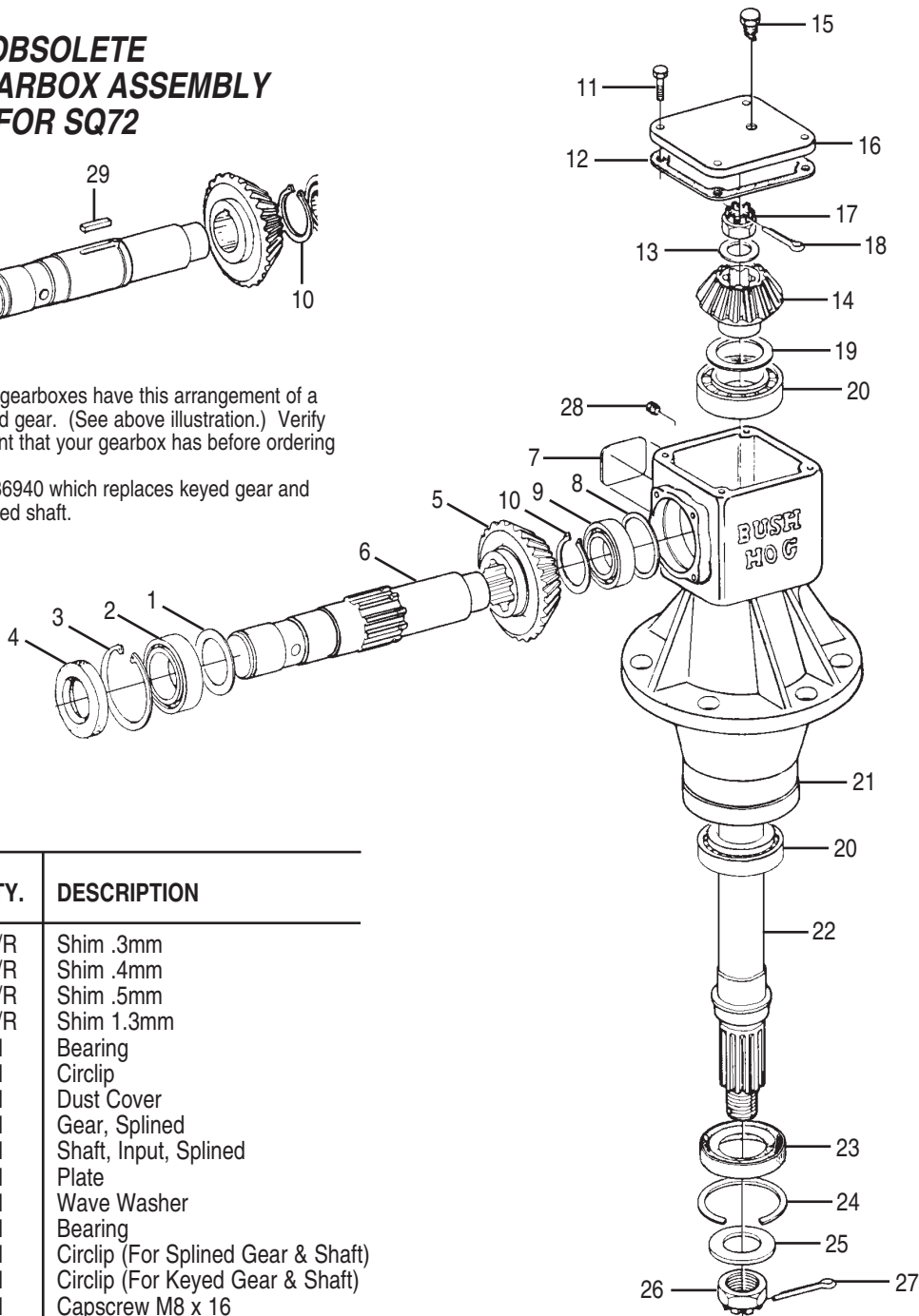


REF. NO.	PART NO.	QTY.	DESCRIPTION
1	53078	1	Retaining Ring
2	68297	1	Shear Pin
3	53098	1	Flatwasher
4	19	1	Square Key
5	20	4	Bearing Cone
6	61484	2	Gear Nut 1-3/16" - 12 UNF
7	28	1	Pipe Plug
8	29	1	Gearbox Housing
9	31	1	Flat Key
10	61666	1	Shaft Kit (Bottom)
11	33	1	Feathered Key
12	44096	1	Lockwasher 1-3/8", R.H.
13	61482	1	Nut 1-3/8" - 12 UNF, R.H.
14	88	1	21 Tooth Gear (Input)
15	89	1	15 Tooth Gear (Output)
16	1008	3	Seal
17	---	12	Lockwasher 1/2"
18	20005	12	Capscrew 1/2" x 1-1/2"
19	61678	1	Shaft Kit (Top)
20	60688	1	Identification Tag
21	6249-2	6	Heavy Shim
	63207	4	Metal Shim
22	61662	1	Output Fastener Kit
A	7998	2	Housing Assemblies
23	21	2	Bearing Cup
24	23	1	Housing Casting

**OBSOLETE
70016 GEARBOX ASSEMBLY
FOR SQ72**



NOTE: Some gearboxes have this arrangement of a keyed shaft and gear. (See above illustration.) Verify the arrangement that your gearbox has before ordering repair parts.
Order Kit No. 86940 which replaces keyed gear and shaft with splined shaft.



REF. NO.	PART NO.	QTY.	DESCRIPTION
1	70329	A/R	Shim .3mm
	70330	A/R	Shim .4mm
	70331	A/R	Shim .5mm
	70332	A/R	Shim 1.3mm
2	70229	1	Bearing
3	70133	1	Circlip
4	70134	1	Dust Cover
5	70230	1	Gear, Splined
6	70231	1	Shaft, Input, Splined
7	—	1	Plate
8	70139	1	Wave Washer
9	70234	1	Bearing
10	70235	1	Circlip (For Splined Gear & Shaft)
	70110	1	Circlip (For Keyed Gear & Shaft)
11	70326	1	Capscrew M8 x 16
*12	70152	1	Gasket
13	70236	A/R	Shim 1.0mm
	70341	A/R	Shim .3mm
	70342	A/R	Shim .4mm
	70343	A/R	Shim .5mm
14	70237	1	Pinion, Bottom
15	70546	1	Vent Plug
16	70092	1	Cover
17	70238	1	Castle Nut M20 x 1.5
18	70239	1	Cotter Pin 3 x 40
19	70337	A/R	Shim .3mm
	70338	A/R	Shim .4mm
	70339	A/R	Shim .5mm
	70340	A/R	Shim 1.0mm
20	70795	2	Bearing

REF. NO.	PART NO.	QTY.	DESCRIPTION
21	70241	1	Casing
22	70223	1	Shaft
23	70242	1	Grommet
24	70079	1	Shoulder Ring
25	70077	1	Spring Washer
26	70076	1	Castle Nut
27	15473	1	Cotter Pin 1/4" x 2-1/2"
28	70292	1	Oil Level Plug
29	70226	1	Key

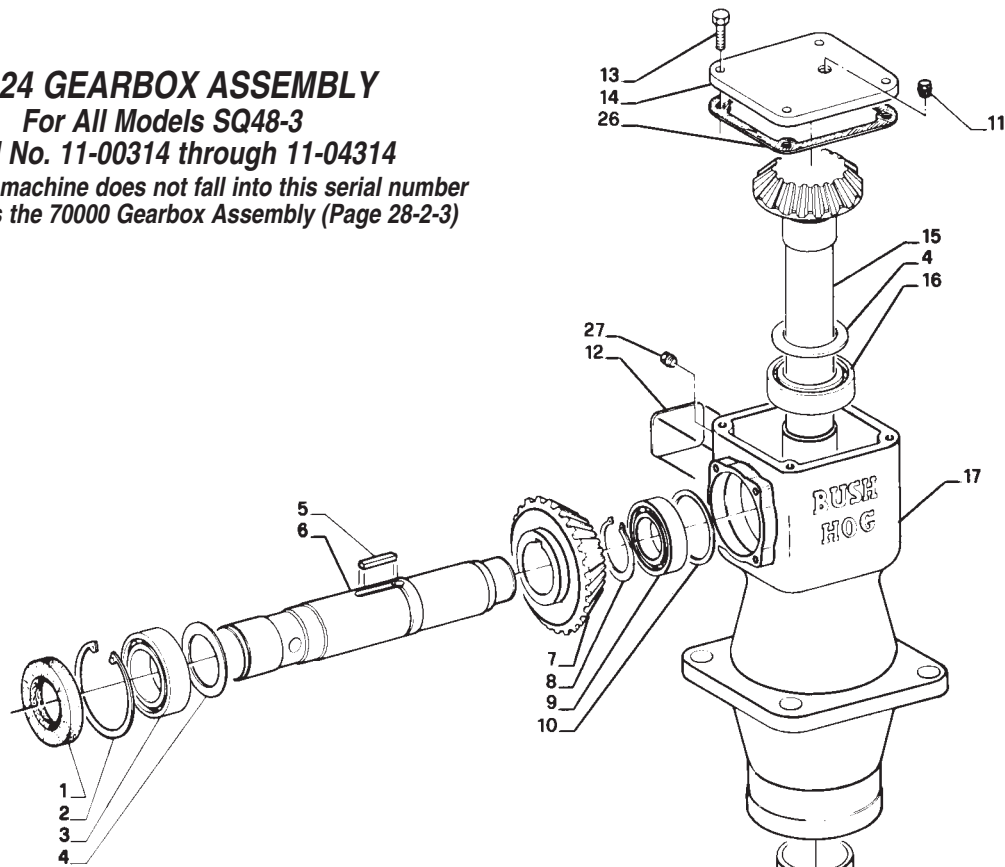
Abbreviations
A/R — As Required

70324 GEARBOX ASSEMBLY

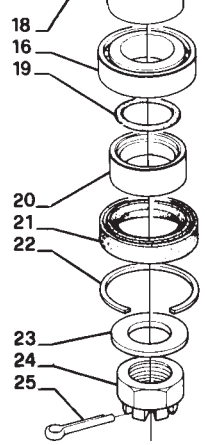
For All Models SQ48-3

Serial No. 11-00314 through 11-04314

Note: If your machine does not fall into this serial number range it uses the 70000 Gearbox Assembly (Page 28-2-3)



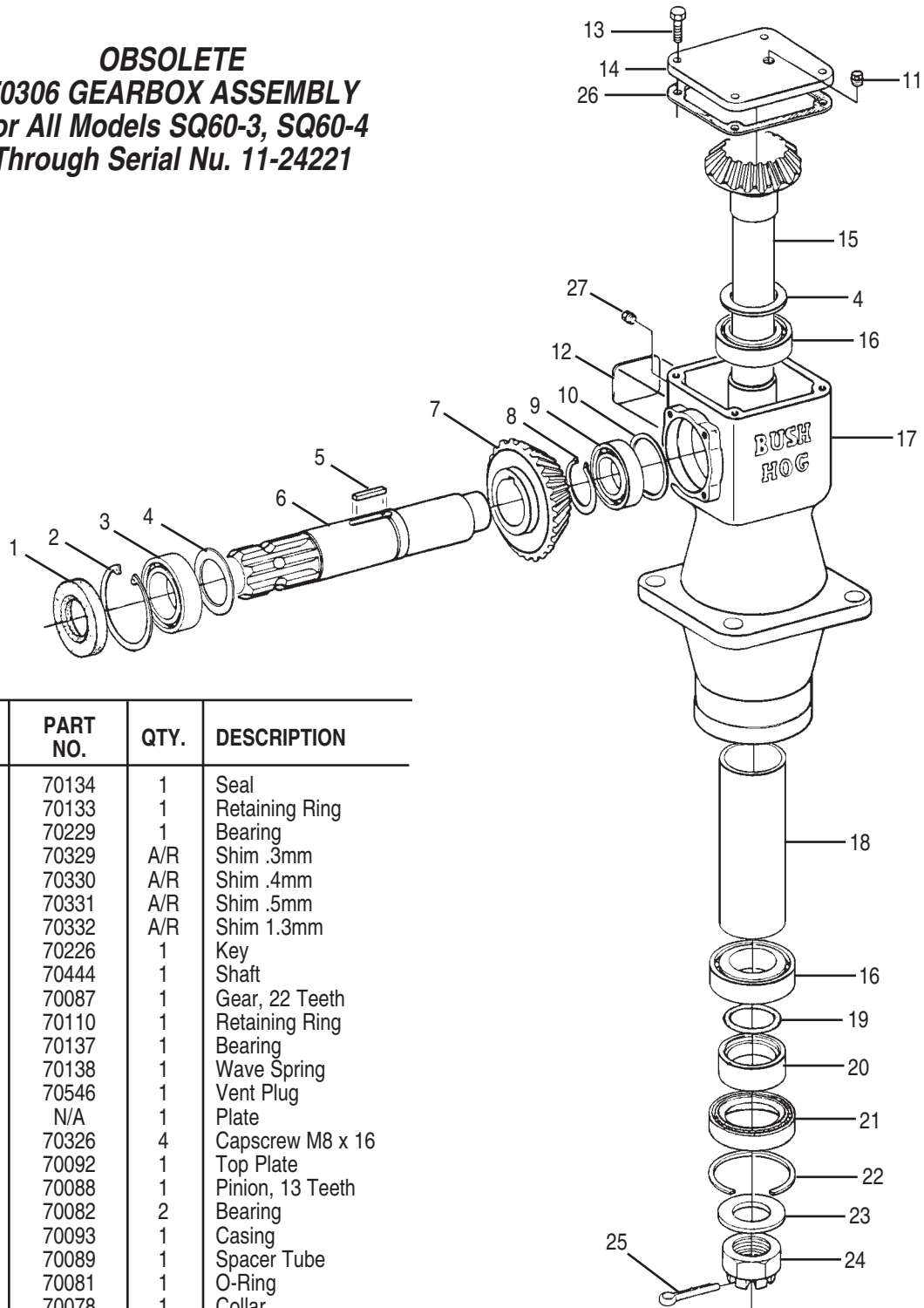
REF. NO.	PART NO.	QTY.	DESCRIPTION
1	70134	1	Seal
2	70133	1	Retaining Ring
3	70229	1	Bearing
4	70329	A/R	Shim .3mm
	70330	A/R	Shim .4mm
	70331	A/R	Shim .5mm
	70332	A/R	Shim 1.3mm
5	70226	1	Key
6	70146	1	Shaft
7	70357	1	Gear 22 Teeth
8	70110	1	Retaining Ring
9	70137	1	Bearing
10	70138	1	Wave Spring
11	70546	1	Vent Plug
12	N/A		Plate
13	70326	4	Bolt M8 x 16
14	70092	1	Top Plate
15	70443	1	Bevel Pinion 15 Teeth
16	70082	2	Bearing
17	70093	1	Casing
18	70089	1	Spacer Tube
19	70081	1	O-Ring
20	70078	1	Collar
21	70080	1	Seal
22	70079	1	Lockring
23	70077	1	Washer
24	70076	1	Castle Nut M30 x 2
25	15473	1	Cotter Pin 1/4" x 2-1/2"
*26	70152	1	Gasket
27	70292	1	Oil Level Plug



ABBREVIATIONS
 N/A – Not Available
 A/R – As Required

*May apply silicone sealer in place of gasket.

OBSOLETE
70306 GEARBOX ASSEMBLY
 For All Models SQ60-3, SQ60-4
 Through Serial Nu. 11-24221



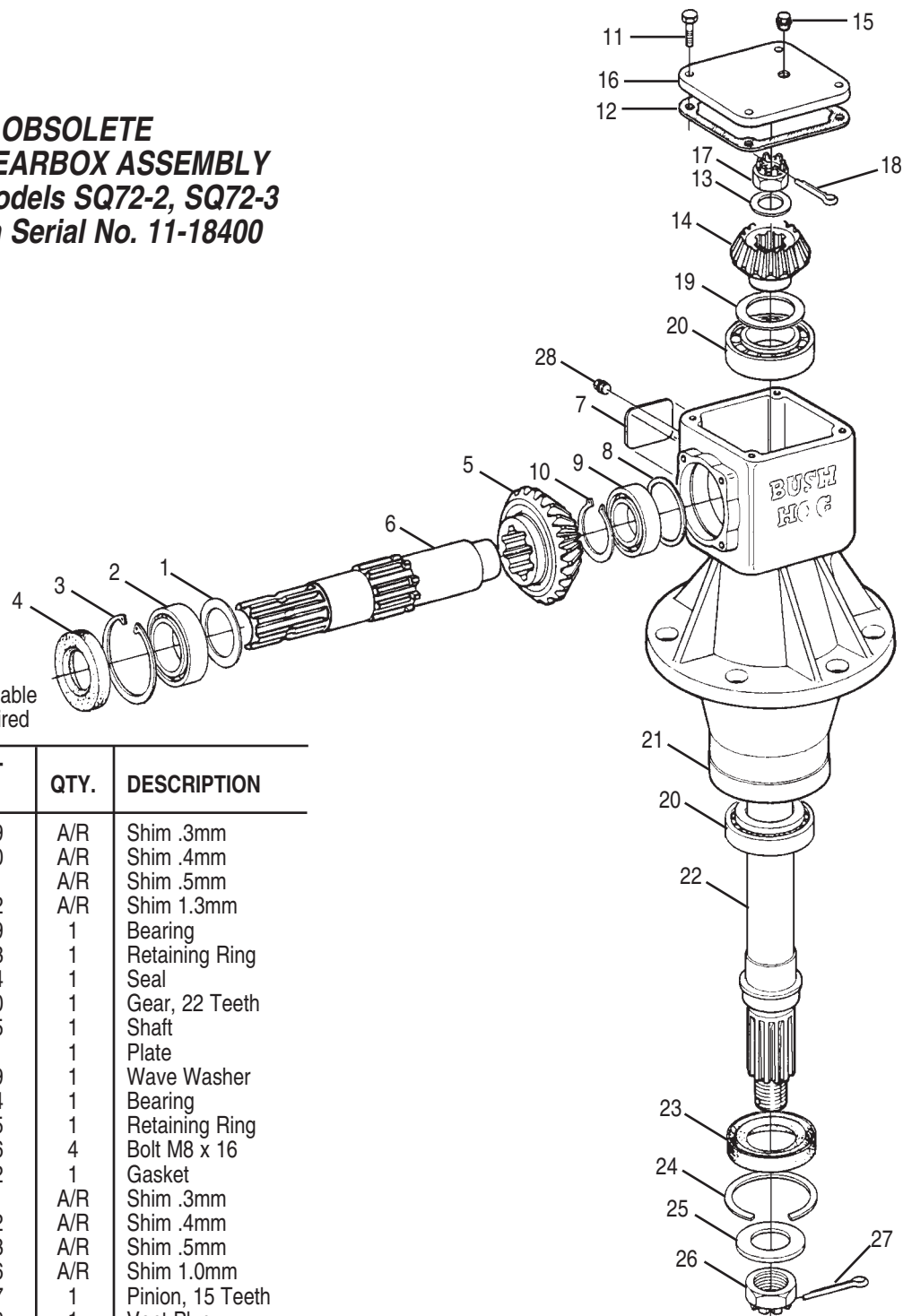
REF. NO.	PART NO.	QTY.	DESCRIPTION
1	70134	1	Seal
2	70133	1	Retaining Ring
3	70229	1	Bearing
4	70329	A/R	Shim .3mm
	70330	A/R	Shim .4mm
	70331	A/R	Shim .5mm
	70332	A/R	Shim 1.3mm
5	70226	1	Key
6	70444	1	Shaft
7	70087	1	Gear, 22 Teeth
8	70110	1	Retaining Ring
9	70137	1	Bearing
10	70138	1	Wave Spring
11	70546	1	Vent Plug
12	N/A	1	Plate
13	70326	4	Capscrew M8 x 16
14	70092	1	Top Plate
15	70088	1	Pinion, 13 Teeth
16	70082	2	Bearing
17	70093	1	Casing
18	70089	1	Spacer Tube
19	70081	1	O-Ring
20	70078	1	Collar
21	70080	1	Seal
22	70079	1	Lockring
23	70077	1	Washer
24	70076	1	Castle Nut M30 x 2
25	15473	1	Cotter Pin 1/4" x 2-1/2"
*26	70152	1	Gasket
27	70292	1	Oil Level Plug

*May apply silicone sealer in place of gasket.

Abbreviations

N/A — Not Available
 A/R — As Required

OBSOLETE
70307 GEARBOX ASSEMBLY
 For All Models SQ72-2, SQ72-3
 Through Serial No. 11-18400



Abbreviations

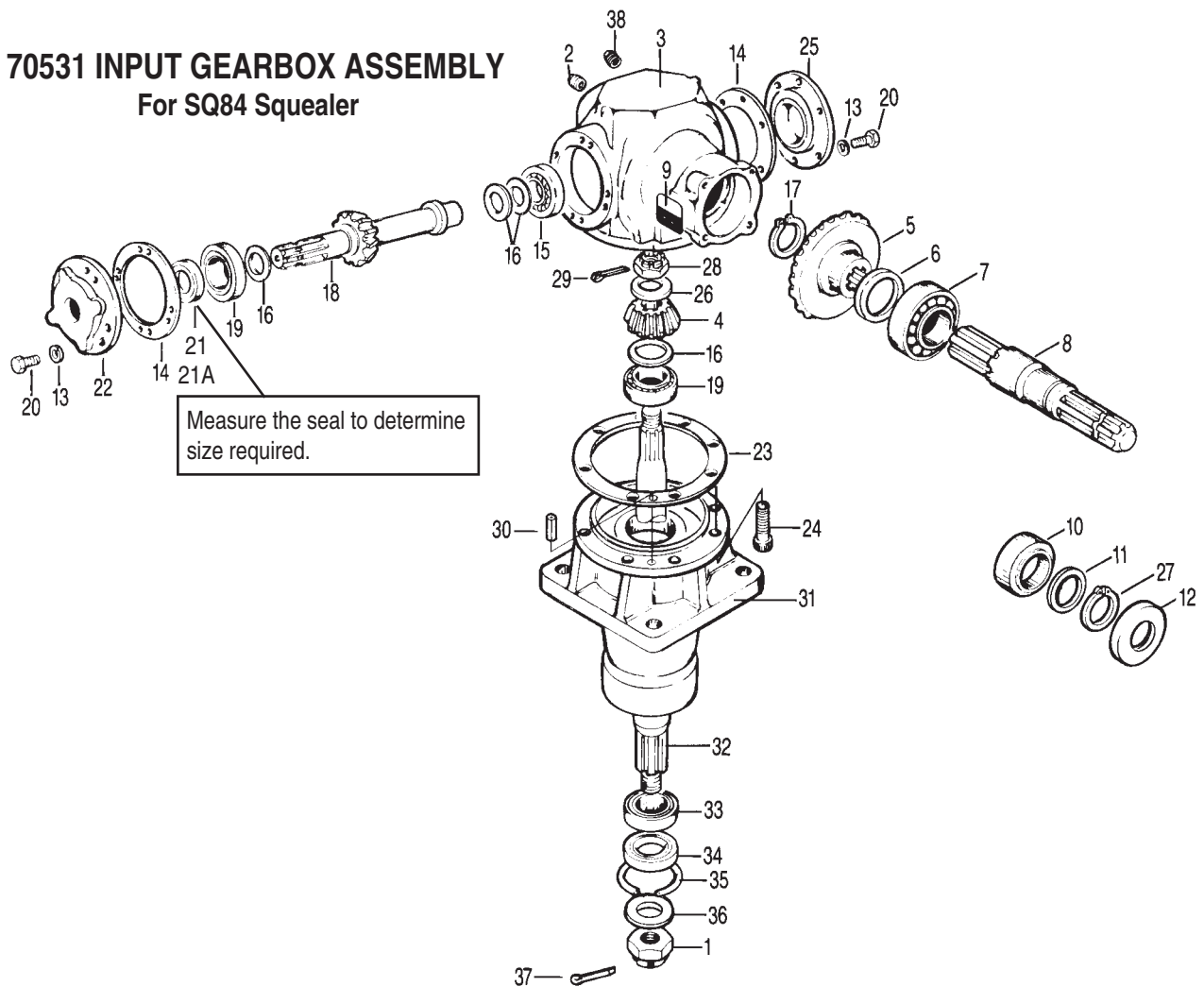
N/A — Not Available
 A/R — As Required

REF. NO.	PART NO.	QTY.	DESCRIPTION
1	70329	A/R	Shim .3mm
	70330	A/R	Shim .4mm
	70331	A/R	Shim .5mm
	70332	A/R	Shim 1.3mm
2	70229	1	Bearing
3	70133	1	Retaining Ring
4	70134	1	Seal
5	70230	1	Gear, 22 Teeth
6	70245	1	Shaft
7	N/A	1	Plate
8	70139	1	Wave Washer
9	70234	1	Bearing
10	70235	1	Retaining Ring
11	70326	4	Bolt M8 x 16
*12	70152	1	Gasket
13	70341	A/R	Shim .3mm
	70342	A/R	Shim .4mm
	70343	A/R	Shim .5mm
	70236	A/R	Shim 1.0mm
14	70237	1	Pinion, 15 Teeth
15	70546	1	Vent Plug
16	70092	1	Top Plate
17	70238	1	Castle Nut M20 x 1.5
18	70239	1	Cotter Pin
19	70337	A/R	Shim .3mm
	70338	A/R	Shim .4mm
	70339	A/R	Shim .5mm
	70340	A/R	Shim 1.0mm
20	70795	2	Bearing
21	70241	1	Casing
22	70223	1	Shaft
23	70242	1	Seal

REF. NO.	PART NO.	QTY.	DESCRIPTION
24	70079	1	Lock Ring
25	70077	1	Washer
26	70076	1	Castle Nut M30 x 2
27	15473	1	Cotter Pin 1/4" x 2-1/2"
28	70292	1	Oil Level Plug

*May apply silicone sealer in place of gasket.

70531 INPUT GEARBOX ASSEMBLY For SQ84 Squealer

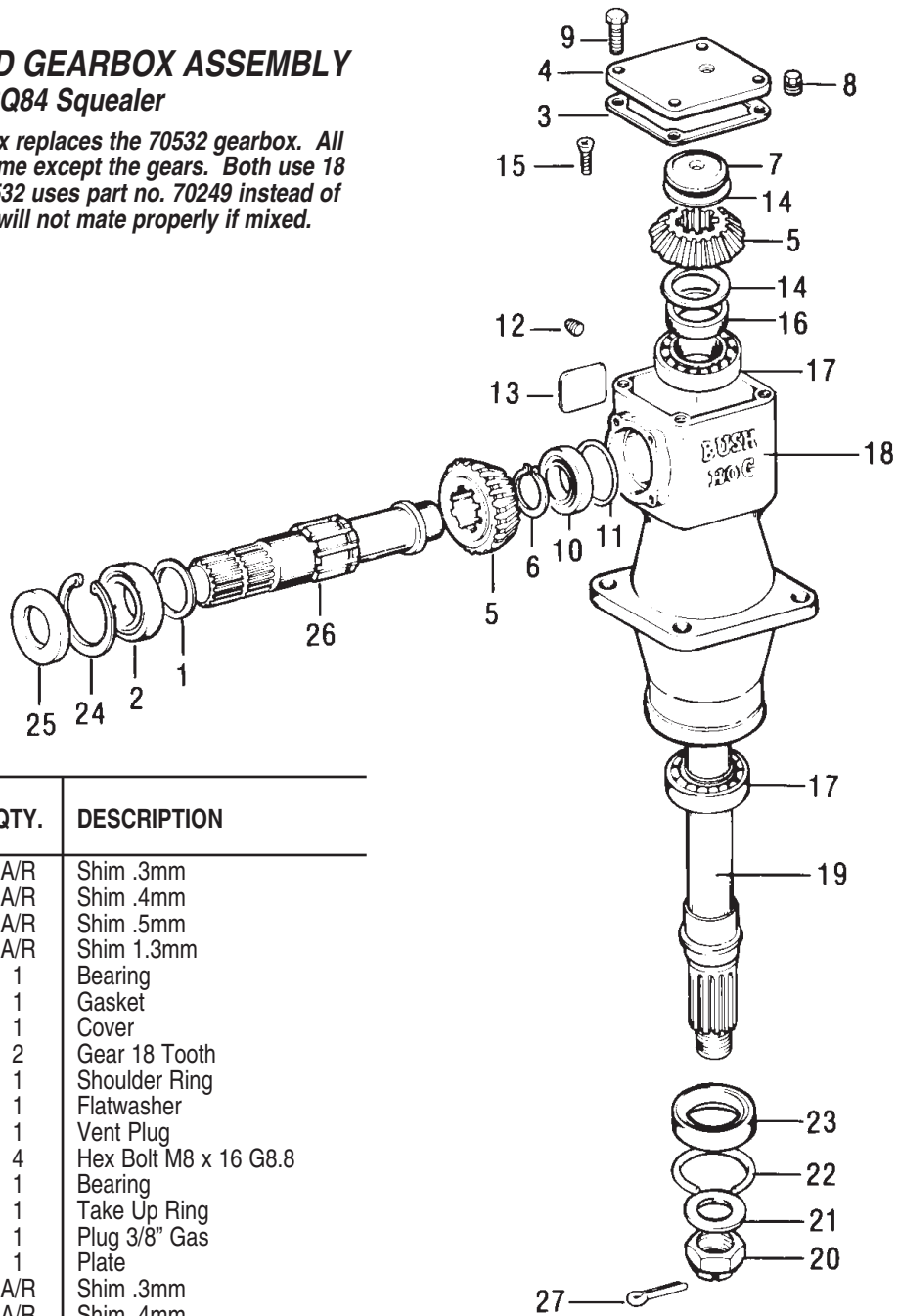


REF. NO.	PART NO.	QTY.	DESCRIPTION	REF. NO.	PART NO.	QTY.	DESCRIPTION
1	70076	1	Castle Nut	17	70563	1	External Retaining Ring
2	70393	1	Gas Plug	18	70564	1	Pinion Shaft w/ Gear (13 Tooth)
3	70554	1	Housing	19	70797	2	Bearing
4	70555	1	Pinion Gear 13 Tooth	20	70278	16	Bolt M8 x 20
5	70556	1	Crown Gear 24 Tooth	21	70565	1	Oil Seal 35 x 45 x 7mm
6	70352	A/R	Shim .3mm	21A	F7502731	1	Oil Seal 35 x 52 x 7mm
	70353	A/R	Shim .4mm	22	70566	1	Cover
	70354	A/R	Shim .5mm	23	70266	1	Gasket
	70355	A/R	Shim 1.0mm	24	70302	8	Screw M10 x 25
7	70557	1	Bearing	25	70567	1	Cover
8	70558	1	Input Shaft	26	70568	1	Spacer
9	N/A	1	Plate	27	70569	1	External Retaining Ring
10	70194	1	Bearing	28	70570	1	Nut M30 x 15
11	70348	A/R	Shim .3mm	29	70571	1	Cotter Pin B4 x 50
	70349	A/R	Shim .4mm	30	70304	2	Spring Pin 10 x 26
	70350	A/R	Shim .5mm	31	70572	1	Extension
	70351	A/R	Shim 1.0mm	32	70573	1	Shaft
12	70190	1	Oil Seal	33	70795	1	Bearing
13	70185	16	Washer	34	70242	1	Dust Excluder
14	70561	2	Gasket	35	70779	1	Shoulder Ring
15	70229	1	Bearing	36	70077	1	Flatwasher
16	70329	A/R	Shim .3mm	37	15473	1	Cotter Pin 1/4" x 2-1/2"
	70330	A/R	Shim .4mm	38	70546	1	Vent Plug
	70331	A/R	Shim .5mm				
	70332	A/R	shim 1.0mm				

Abbreviations
A/R – As Required
N/A – Not Available

70702 OUTBOARD GEARBOX ASSEMBLY For SQ84 Squealer

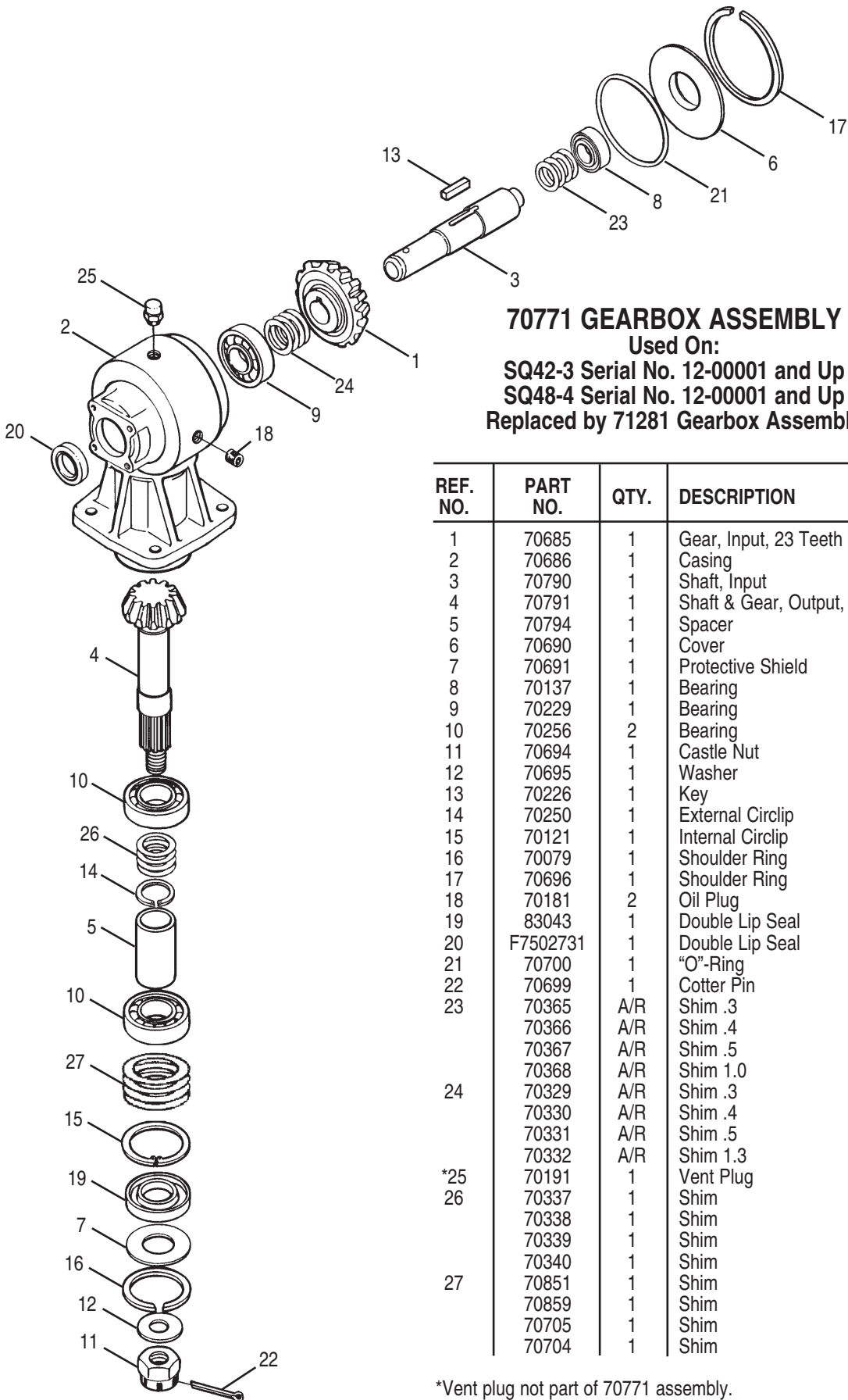
Note: The 70702 gearbox replaces the 70532 gearbox. All internal parts are the same except the gears. Both use 18 tooth gears, but the 70532 uses part no. 70249 instead of 70701. These gears will not mate properly if mixed.



REF. NO.	PART NO.	QTY.	DESCRIPTION
1	70329	A/R	Shim .3mm
	70330	A/R	Shim .4mm
	70331	A/R	Shim .5mm
	70332	A/R	Shim 1.3mm
2	70229	1	Bearing
*3	70152	1	Gasket
4	70092	1	Cover
5	70701	2	Gear 18 Tooth
6	70248	1	Shoulder Ring
7	70442	1	Flatwasher
8	70546	1	Vent Plug
9	70326	4	Hex Bolt M8 x 16 G8.8
10	70137	1	Bearing
11	70138	1	Take Up Ring
12	70292	1	Plug 3/8" Gas
13	N/A	1	Plate
14	70337	A/R	Shim .3mm
	70338	A/R	Shim .4mm
	70339	A/R	Shim .5mm
	70340	A/R	Shim 1.0mm
15	70441	1	Screw, Counter Sink M14 x 45
16	70251	1	Spacer
17	70795	2	Bearing
18	70093	1	Housing
19	70440	1	Shaft
20	70076	1	Castle Nut M30 x 26
21	70077	1	Flatwasher
22	70079	1	Shoulder Ring
23	70242	1	Dust Excluder 45 x 80 x 10
24	70133	1	Internal Circlip
25	70134	1	Dust Excluder 35 x 72 x 12
26	70553	1	Shaft 1-3/8" - 21 Spline
27	15473	1	Cotter Pin 1/4" x 2-1/2"

*May apply silicone sealer in place of gasket.

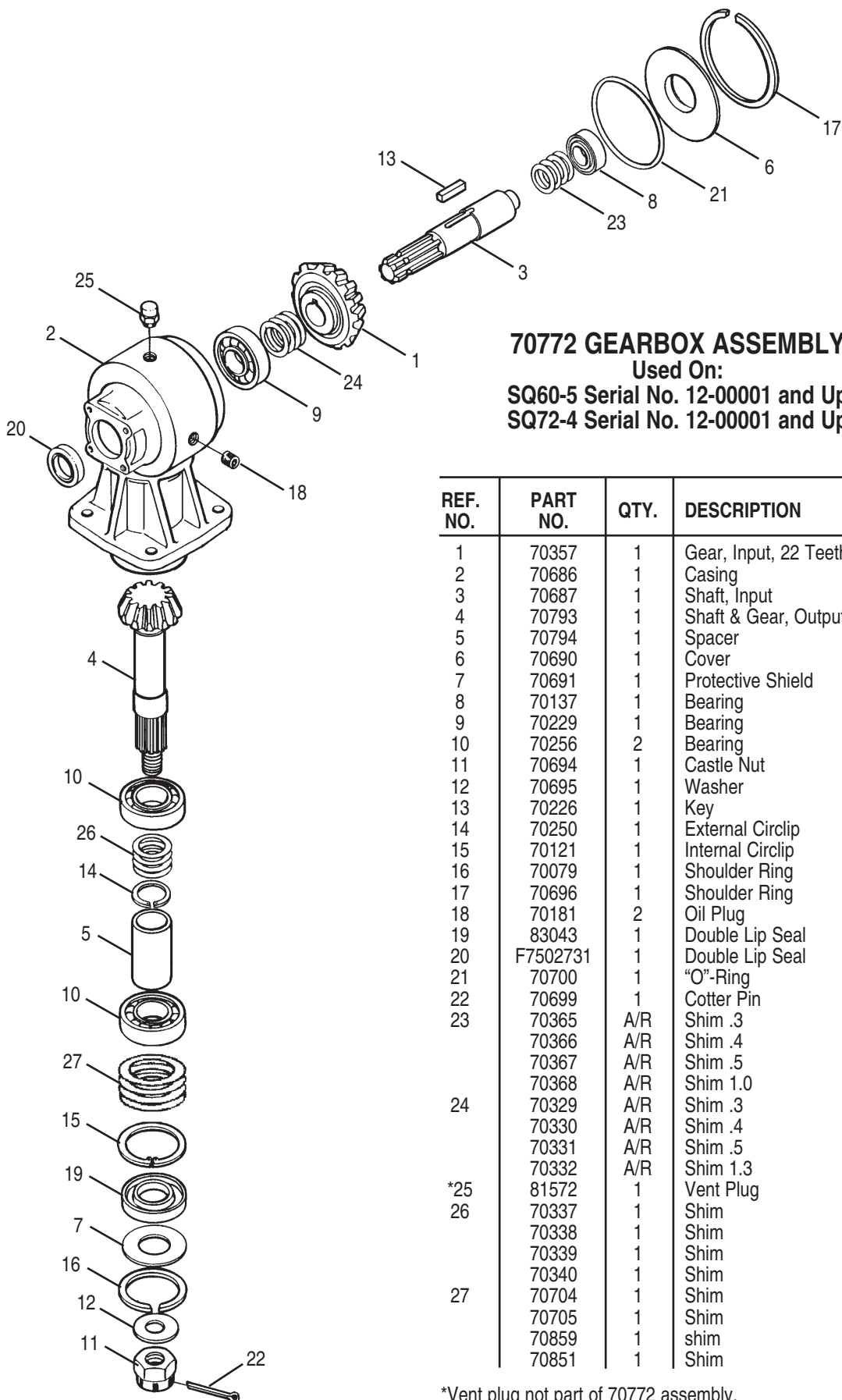
Abbreviations
A/R - As Required
N/A - Not Available



70771 GEARBOX ASSEMBLY
Used On:
SQ42-3 Serial No. 12-00001 and Up
SQ48-4 Serial No. 12-00001 and Up
Replaced by 71281 Gearbox Assembly

REF. NO.	PART NO.	QTY.	DESCRIPTION
1	70685	1	Gear, Input, 23 Teeth
2	70686	1	Casing
3	70790	1	Shaft, Input
4	70791	1	Shaft & Gear, Output, 12 Teeth
5	70794	1	Spacer
6	70690	1	Cover
7	70691	1	Protective Shield
8	70137	1	Bearing
9	70229	1	Bearing
10	70256	2	Bearing
11	70694	1	Castle Nut
12	70695	1	Washer
13	70226	1	Key
14	70250	1	External Circlip
15	70121	1	Internal Circlip
16	70079	1	Shoulder Ring
17	70696	1	Shoulder Ring
18	70181	2	Oil Plug
19	83043	1	Double Lip Seal
20	F7502731	1	Double Lip Seal
21	70700	1	"O"-Ring
22	70699	1	Cotter Pin
23	70365	A/R	Shim .3
	70366	A/R	Shim .4
	70367	A/R	Shim .5
	70368	A/R	Shim 1.0
24	70329	A/R	Shim .3
	70330	A/R	Shim .4
	70331	A/R	Shim .5
	70332	A/R	Shim 1.3
*25	70191	1	Vent Plug
26	70337	1	Shim
	70338	1	Shim
	70339	1	Shim
	70340	1	Shim
27	70851	1	Shim
	70859	1	Shim
	70705	1	Shim
	70704	1	Shim

*Vent plug not part of 70771 assembly.

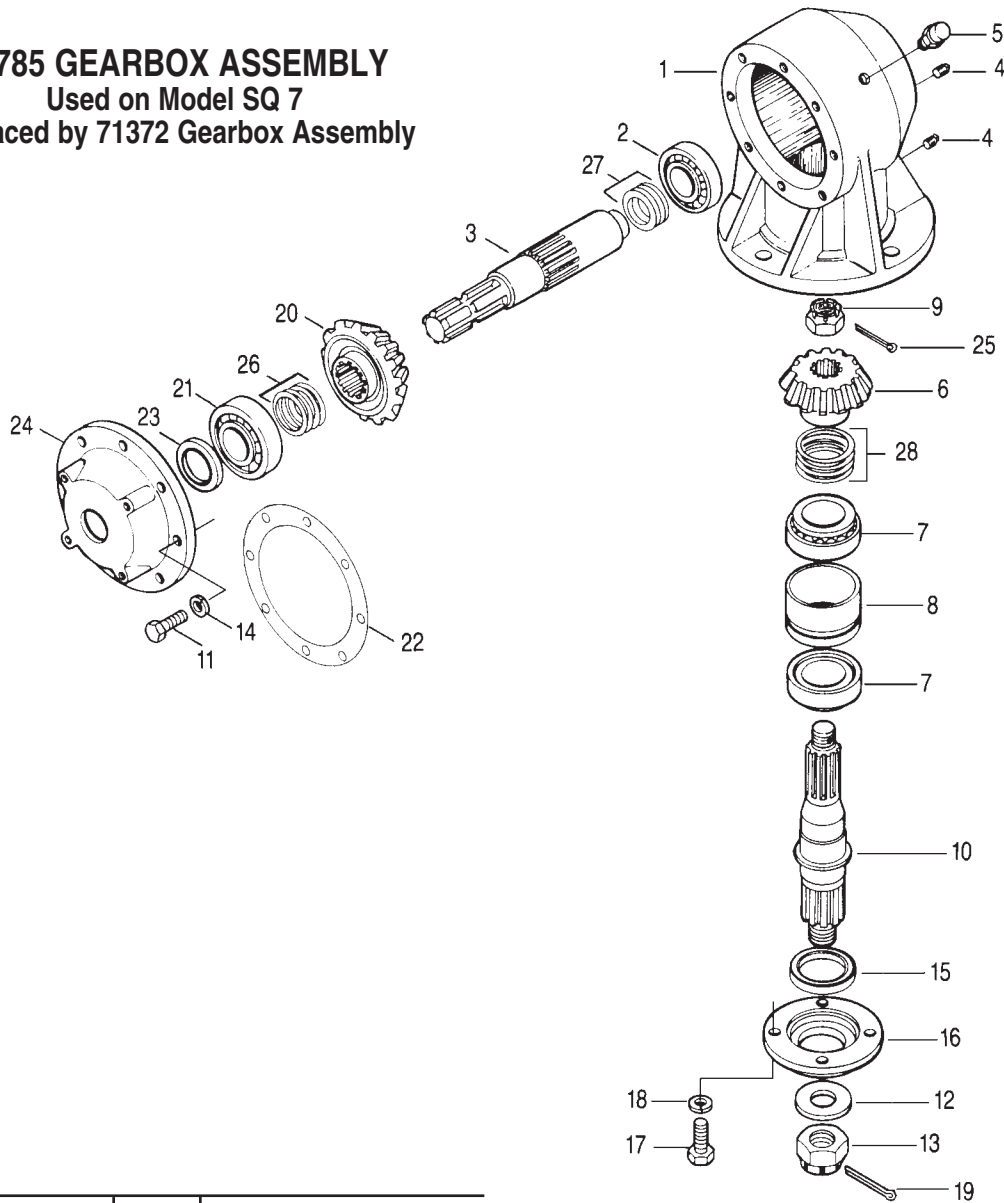


70772 GEARBOX ASSEMBLY
 Used On:
SQ60-5 Serial No. 12-00001 and Up
SQ72-4 Serial No. 12-00001 and Up

REF. NO.	PART NO.	QTY.	DESCRIPTION
1	70357	1	Gear, Input, 22 Teeth
2	70686	1	Casing
3	70687	1	Shaft, Input
4	70793	1	Shaft & Gear, Output, 15 Teeth
5	70794	1	Spacer
6	70690	1	Cover
7	70691	1	Protective Shield
8	70137	1	Bearing
9	70229	1	Bearing
10	70256	2	Bearing
11	70694	1	Castle Nut
12	70695	1	Washer
13	70226	1	Key
14	70250	1	External Circlip
15	70121	1	Internal Circlip
16	70079	1	Shoulder Ring
17	70696	1	Shoulder Ring
18	70181	2	Oil Plug
19	83043	1	Double Lip Seal
20	F7502731	1	Double Lip Seal
21	70700	1	"O"-Ring
22	70699	1	Cotter Pin
23	70365	A/R	Shim .3
	70366	A/R	Shim .4
	70367	A/R	Shim .5
	70368	A/R	Shim 1.0
24	70329	A/R	Shim .3
	70330	A/R	Shim .4
	70331	A/R	Shim .5
	70332	A/R	Shim 1.3
*25	81572	1	Vent Plug
26	70337	1	Shim
	70338	1	Shim
	70339	1	Shim
	70340	1	Shim
27	70704	1	Shim
	70705	1	Shim
	70859	1	shim
	70851	1	Shim

*Vent plug not part of 70772 assembly.

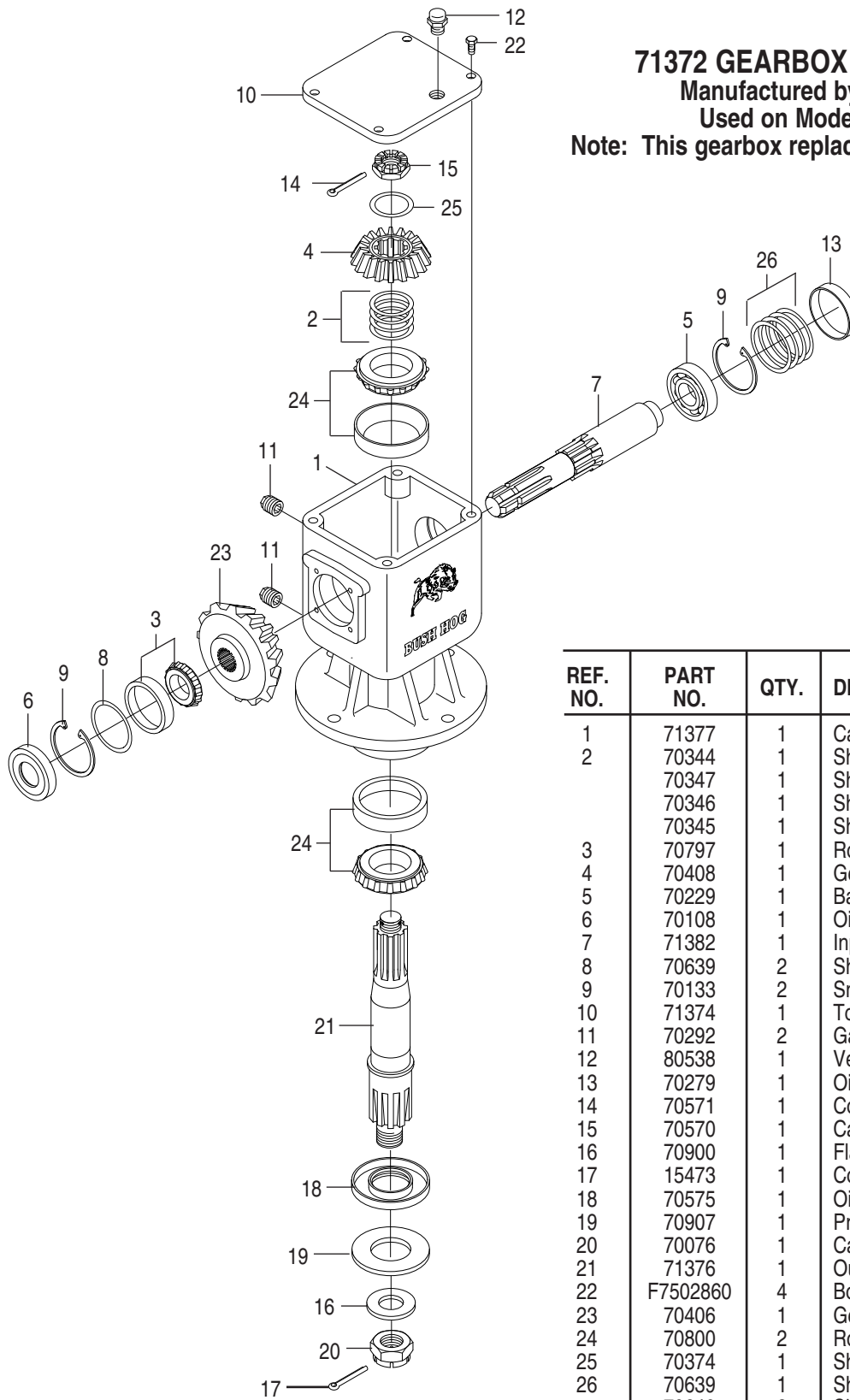
70785 GEARBOX ASSEMBLY
 Used on Model SQ 7
 Replaced by 71372 Gearbox Assembly



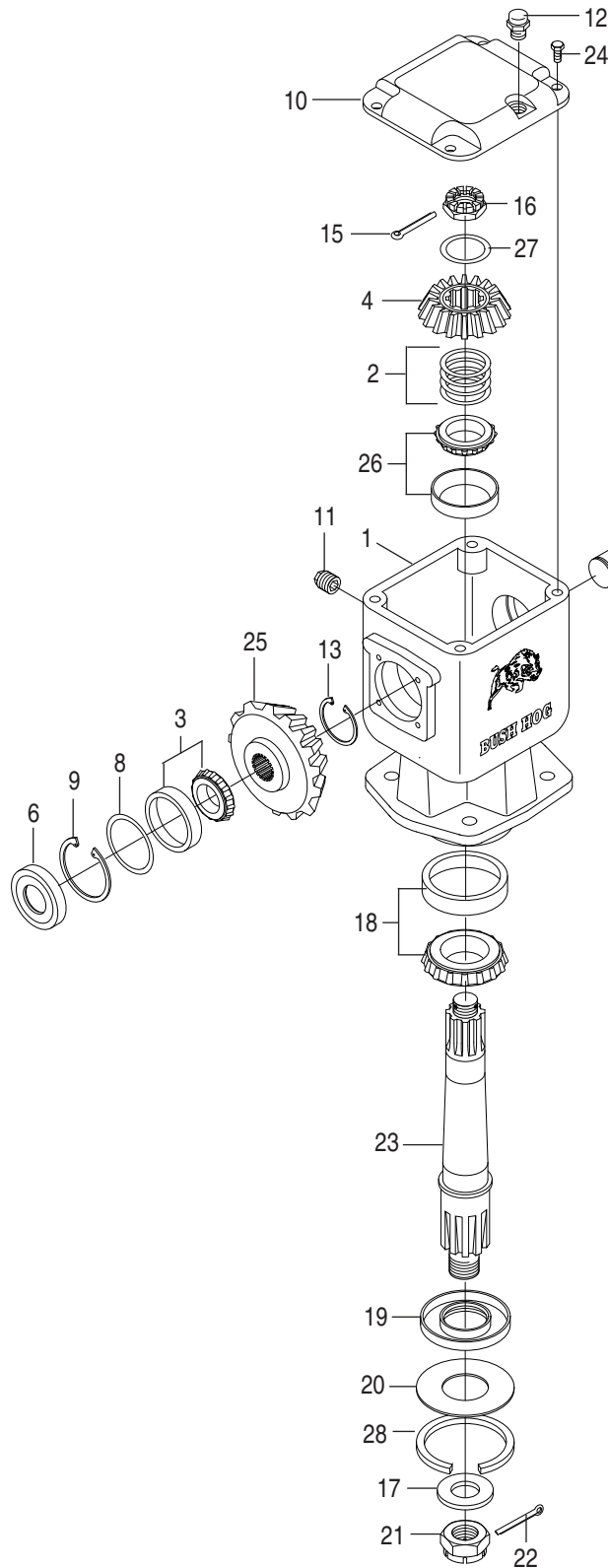
REF. NO.	PART NO.	QTY.	DESCRIPTION
1	70784	1	Housing Casting
2	70082	1	Bearing
3	70073	1	Input Shaft 1 3/8" - 6 spline
4	70292	2	Plug 3/8"
5	81572	1	Vent Plug
6	70408	1	Pinion 15 Teeth
7	70800	2	Bearing
8	70774	1	Spacer
9	70570	1	Castle Nut m30 x 1.5
10	70775	1	Shaft, Output
11	F7502860	8	Bolt m8 x 22 Gr.8.8
12	70077	1	Washer
13	92387	1	Castle Nut (Special)
14	70185	8	Lockwasher m8
15	70777	1	Seal, Double Lip
16	70778	1	Cover, Lower
17	70269	4	Bolt m10 x 25
18	70161	4	Lockwasher m10
19	70779	1	Gasket
20	70406	1	Gear 19 Teeth

REF. NO.	PART NO.	QTY.	DESCRIPTION
21	70750	1	Bearing
22	70780	1	Gasket
23	70781	1	Seal
24	70782	1	Cover, Top
25	70571	1	Cotter Pin
26	15473	1	Cotter Pin 1/4" x 2 1/2"
27	70337	1	Shim .3mm
	70338	1	Shim .4mm
	70339	1	Shim .5mm
	70340	1	Shim 1.mm
28	70329	1	Shim .3mm
	70330	1	Shim .4mm
	70331	1	Shim .5mm
	70332	1	Shim 1.mm
29	70344	1	Shim .3mm
	70345	1	Shim .5mm
	70346	1	Shim 1.mm
	70437	1	Shim .4mm

71372 GEARBOX (540 RPM)
 Manufactured by Comer
 Used on Model SQ 7
Note: This gearbox replaces 70785 Gearbox

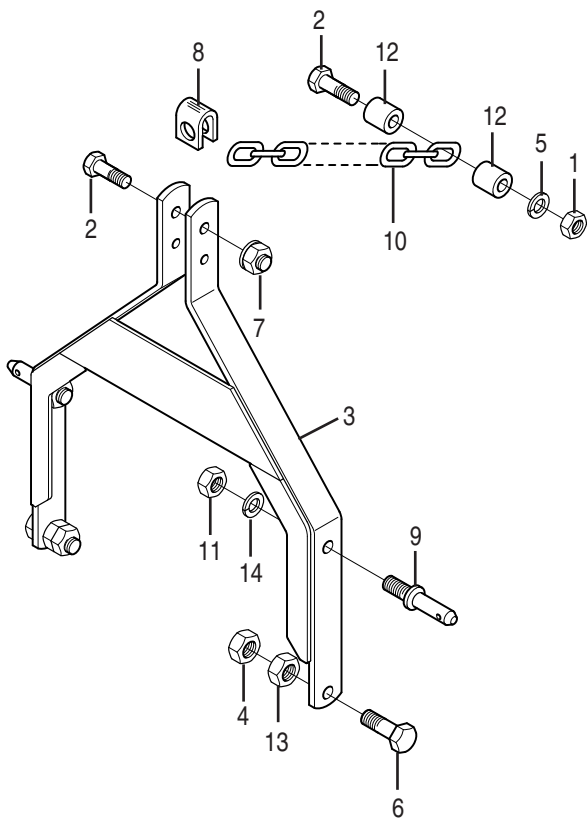


REF. NO.	PART NO.	QTY.	DESCRIPTION
1	71377	1	Casting
2	70344	1	Shim 50.3 x 70.3 x .03
	70347	1	Shim 50.3 x 70.3 x 0.4
	70346	1	Shim 50.3 x 70.3 x 1.0
	70345	1	Shim 50.3 x 70.3 x 0.5
3	70797	1	Roller Bearing
4	70408	1	Gear, Pinion, 15 Teeth
5	70229	1	Ball Bearing 6207
6	70108	1	Oil Seal
7	71382	1	Input Shaft
8	70639	2	Shim 60.3 x 71.7 x .3
9	70133	2	Snap Ring
10	71374	1	Top Plate
11	70292	2	Gas Plug
12	80538	1	Vent Plug
13	70279	1	Oil Cap
14	70571	1	Cotter Pin
15	70570	1	Castle Nut M30 x 1.5
16	70900	1	Flatwasher 31 x 56 x 6
17	15473	1	Cotter Pin
18	70575	1	Oil Seal 50 x 90 x 10
19	70907	1	Protective Washer
20	70076	1	Castle Nut M30 x 2
21	71376	1	Output Shaft
22	F7502860	4	Bolt, M8 x 22 HHB G8.8
23	70406	1	Gear, Crown, 19 Spline
24	70800	2	Roller Bearing
25	70374	1	Shim 30.3 x 44 x 1.0
26	70639	1	Shim 60.3 x 71.7 x .3
	70640	2	Shim 60.3 x 71.7 x .4
	70641	2	Shim 60.3 x 71.7 x .5
	70642	2	Shim 60.3 x 71.7 x 1.0



71281 GEARBOX (540 RPM)
Models:
SQ42-3 Serial no. 12-00001 & above
SQ48-4 Serial no. 12-00001 & above

REF. NO.	PART NO.	QTY.	DESCRIPTION
1	71296	1	Casting
2	70371	1	Shim 43 x 30.3 x .3
	70372	1	Shim 43 x 30.3 x .4
	70373	1	Shim 43 x 30.3 x .5
	70374	1	Shim 43 x 30.3 x 1
3	70797	1	Roller Bearing
4	71297	1	Gear, Pinion, 13 Teeth
5	70229	1	Ball Bearing 6207
6	70108	1	Oil Seal
7	71298	1	Input Shaft
8	70639	1	Shim 60.3 x 71.7 x .3
9	70133	2	Snap Ring
10	71299	1	Top Plate
11	70393	2	Gas Plug
12	80538	2	Vent Plug
13	70250	1	Snap Ring
14	70279	1	Plug
15	71300	1	Cotter Pin
16	71301	1	Castle Nut M20 x 1
17	70695	1	Flatwasher 25 x 44 x 4
18	70795	1	Roller Bearing
19	83043	1	Oil Seal 40 x 80 x 12
20	70691	1	Protective Washer
21	70694	1	Castle Nut M24 x 2
22	70699	1	Cotter Pin 5 x 50
23	71303	1	Output Shaft
24	44215	4	Bolt, M8 x 1.25 x 15
25	71304	1	Gear, Crown, 25 Spline
26	71305	1	Roller Bearing
27	71306	1	Flatwasher 21 x 37 x 1
28	70079	1	Snap Ring
29	70639	1	Shim 60.3 x 71.7 x .3
	70640	2	Shim 60.3 x 71.7 x .4
	70641	2	Shim 60.3 x 71.7 x .5
	70642	2	Shim 60.3 x 71.7 x 1.0

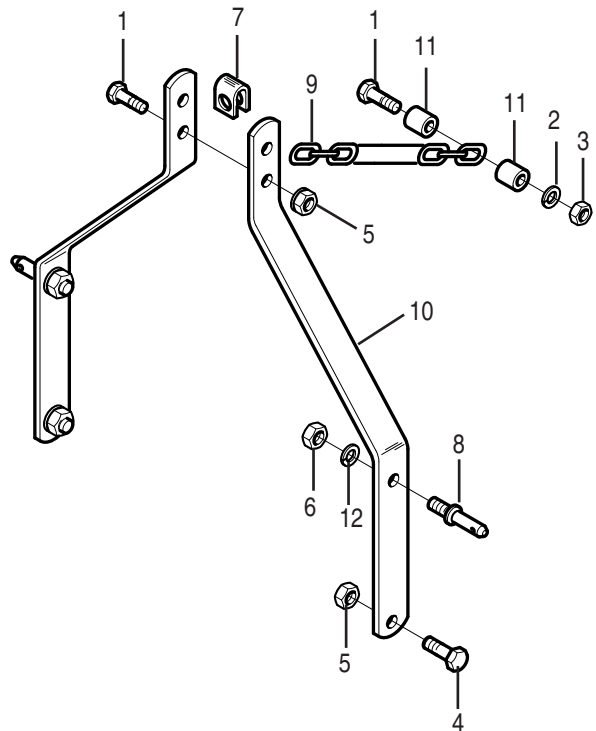


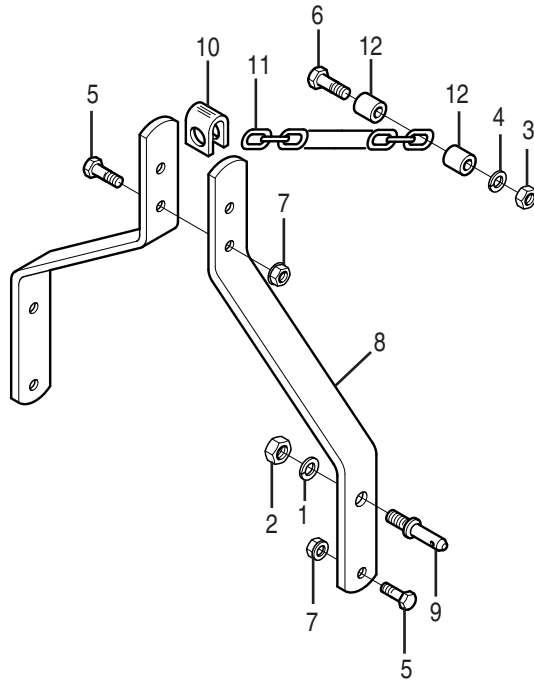
"A" FRAME ASSEMBLY
 All Models SQ60, SQ60-2,
 SQ60-3, SQ60-4, SQ60-5

REF. NO.	PART NO.	QTY.	DESCRIPTION
1	—	1	Hex Nut 5/8"
2	—	2	Capscrew 5/8" x 3-3/4" Gr.5
3	50028391	1	"A" Frame Weldment
4	10152800	2	Locknut 7/8"
5	—	2	Lockwasher 5/8"
6	—	2	Capscrew 7/8" x 2-1/2" Gr.5
7	20414	1	Flanged Locknut 5/8"
8	66377	1	Spacer
9	63765	2	Lift Pin
10	63766	1	Chain
11	44143	2	Locknut 7/8" - 14 UNC
12	6599	2	Spacer
13	—	2	Hex Nut 7/8" - 9 UNC
14	—	2	Lockwasher 7/8"

63779 "A" FRAME ASSEMBLY
 Models SQ42 Serial No. 11-00868 & Below
 SQ48, SQ48-2, SQ48-3, SQ48-4

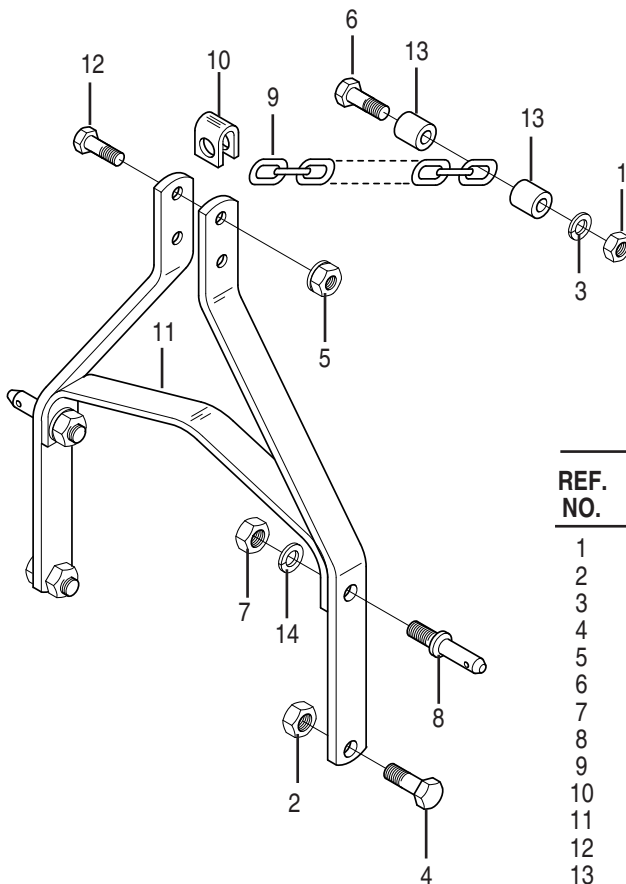
REF. NO.	PART NO.	QTY.	DESCRIPTION
1	—	2	Capscrew 5/8" x 3-3/4" Gr.5
2	—	1	Lockwasher 5/8" Reg.
3	—	1	Hex Nut 5/8"
4	—	2	Capscrew 5/8" x 2" Gr.5
5	20414	3	Locknut (Flanged) 5/8"
6	67	2	Nut 7/8" - 14 UNF
7	66377	1	Spacer
8	63765	2	Lift Pins
9	63789	1	Chain
10	63809	2	Mast Half
11	6599	2	Spacer
12	—	2	Lockwasher 7/8"





66408 "A" FRAME ASSEMBLY
 For SQ42-2 Models
 Serial No. 11-00869 to 11-04721
 SQ42-3 Models
 Serial No. 12-00001 and Above
65558 "A" FRAME ASSEMBLY
 For SQ36 Models
 Serial No. 11-00001 and Above

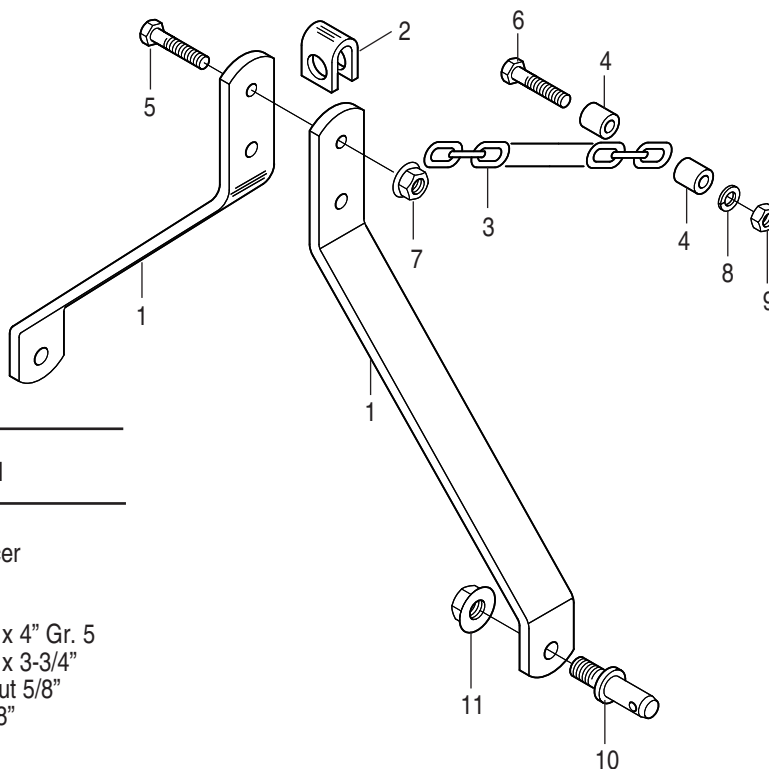
REF. NO.	PART NO.	QTY.	DESCRIPTION
1	—	2	Lockwasher 7/8"
2	44061	4	Hex Nut 7/8" - 14 UNF
3	—	1	Hex Nut 5/8" - 11 UNC
4	—	1	Lockwasher 5/8"
5	—	2	Capscrew 5/8" - 11 UNC x 2" Gr.5
6	—	2	Capscrew 5/8" - 11 UNC x 3-3/4"
7	20414	3	Flanged Locknut 5/8" - 11 UNC
8	65415	2	Mast Half
9	63765	2	Lift Pin
10	66377	1	Attaching Spacer
11	66407	1	Chain for SQ42-2 (42-1/2" Long)
	65560	1	Chain for SQ36 (39-1/2" Long)
12	6599	2	Spacer



65601 "A" FRAME ASSEMBLY
 Model SQ72, SQ72-2, SQ72-3, SQ72-4

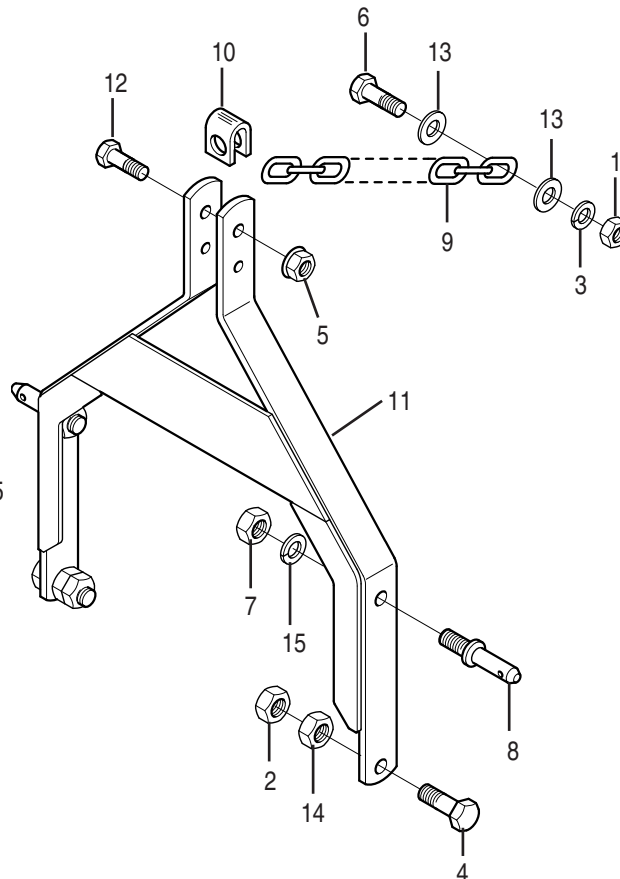
REF. NO.	PART NO.	QTY.	DESCRIPTION
1	—	1	Hex Nut 5/8" - 11 UNC
2	10152800	2	Locknut 7/8" - 9 UNC
3	—	1	Lockwasher 5/8"
4	—	2	Capscrew 7/8" - 9 UNC x 3" Gr.5
5	20414	1	Flanged Locknut 5/8" - 11 UNC
6	—	1	Capscrew 5/8" - 11 UNC x 3-3/4" Gr.5
7	67	2	Nut 7/8" - 14 UNF
8	63765	2	Lift Pin (SQ72, SQ72-2, SQ72-3)
9	65602	1	Chain (SQ72, SQ72-2, SQ72-3)
10	66377	1	Attaching Spacer
11	94523	1	"A" Frame (SQ72, SQ72-2, SQ72-3)
12	—	1	Capscrew 5/8" - 11 UNC x 4" Gr.5
13	6599	2	Spacer (SQ72, SQ72-2, SQ72-3)
14	—	2	Lockwasher 7/8"

"A" FRAME ASSEMBLY
Used on Model SQ 7



REF. NO.	PART NO.	QTY.	DESCRIPTION
1	91746	2	Mast Half
2	66377	1	Attaching Spacer
3	91742	1	Chain, 60 Link
4	95829	2	Spacer
5	20237	1	Capscrew 5/8" x 4" Gr. 5
6	44168	1	Capscrew 5/8" x 3-3/4"
7	20414	1	Flanged Locknut 5/8"
8	—	1	Lockwasher 5/8"
9	—	1	Hex Nut 5/8"
10	197	2	Lift Pin Cat. 2
11	15514	2	Locknut 7/8" NF

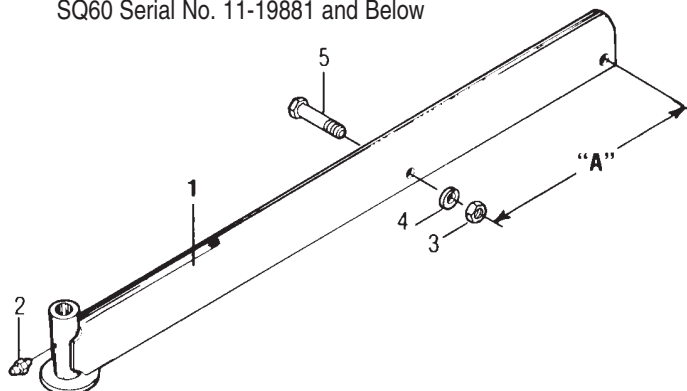
50030681 "A" FRAME ASSEMBLY
Used on Model SQ84



REF. NO.	PART NO.	QTY.	DESCRIPTION
1	—	1	Hex Nut 5/8" - 11 UNC
2	10152800	2	Locknut 7/8" - 9 UNC
3	—	1	Lockwasher 5/8"
4	—	2	Capscrew 7/8" - 9 UNC x 2-1/2" Gr.5
5	20414	1	Flanged Locknut 5/8" - 11 UNC
6	—	1	Capscrew 5/8" - 11 UNC x 5-1/2" Gr.5
7	67	2	Nut 7/8" - 14 UNF
8	65	2	Lift Pin
9	78461	1	Chain
10	66377	1	Attaching Spacer
11	50028391	2	"A" Frame
12	—	1	Capscrew 5/8" - 11 UNC x 4" Gr.5
13	—	2	Flatwasher 5/8"
14	—	2	Hex Nut 7/8" - 9 UNC
15	—	2	Lockwasher 7/8"

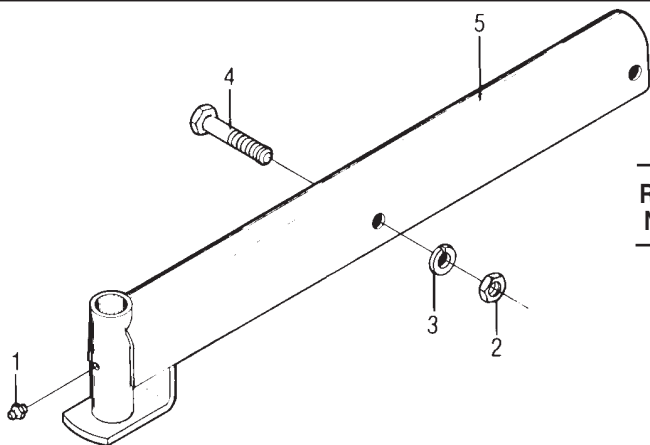
TAILWHEEL BEAM ASSEMBLY

For Models SQ48 Serial No. 11-03424 and Below
SQ60 Serial No. 11-19881 and Below



REF. NO.	PART NO.	QTY.	DESCRIPTION
1	63758	1	Beam Assembly (See Note)
2	449	1	Grease Fitting
3	—	2	Hex Nut 5/8" – 11 UNC
4	—	2	Lockwasher 5/8" Med.
5	—	2	Capscrew 5/8" – 11 UNC x 3-3/4" Gr.5

Note: Some SQ60 models may have a substitute tailwheel beam assembly. The beam measures 22-1/4" between mounting hole centers (Dimension "A"). The assembly number for this substitute beam is 60961 and **cannot** be interchanged with the 63758 beam listed here, for which dimension "A" is 19".



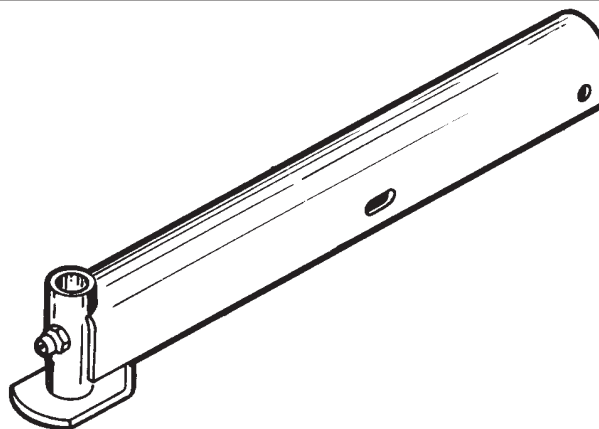
TAILWHEEL BEAM ASSEMBLY

For SQ42 Serial No. 11-00868 and Below

REF. NO.	PART NO.	QTY.	DESCRIPTION
1	449	1	Grease Fitting
2	—	2	Hex Nut 5/8" – 11 UNC
3	—	2	Lockwasher 5/8" Med.
4	—	2	Capscrew 5/8" – 11 UNC x 3-1/4" Gr.5
5	64111	1	Beam Weldment

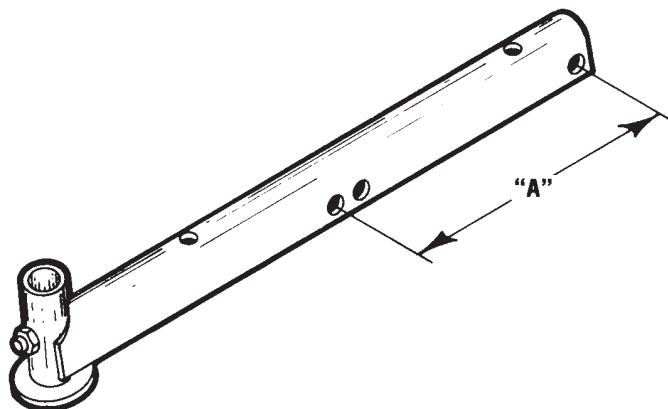
65409 TAILWHEEL BEAM

Used on Models:
SQ36 Serial No. 11-00001 and Up
SQ42-2 Serial No. 11-00869 to 11-04721
SQ42-3 Serial No. 12-00001 and Up



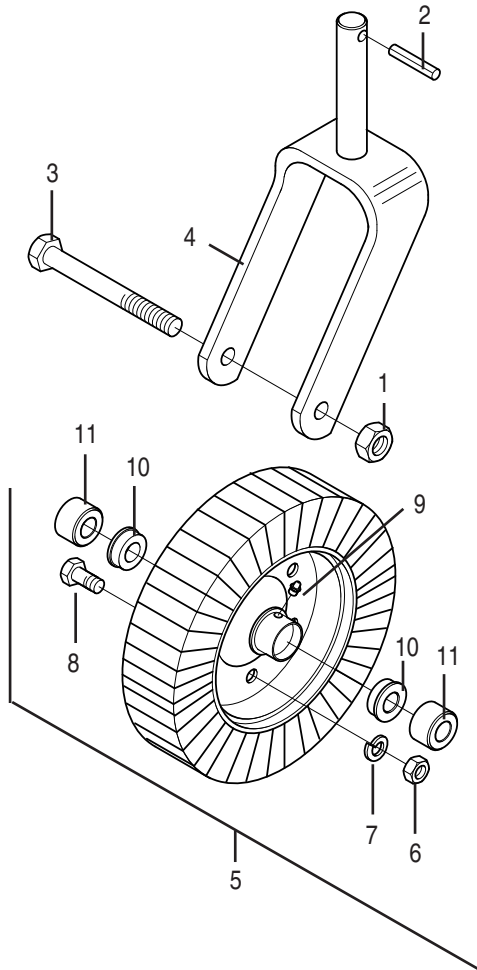
63761 TAILWHEEL BEAM

Used on :
All Models SQ48-2, SQ48-3, SQ48-4
Serial No. 11-03425 and Up
All Models SQ60-3, SQ60-4, SQ60-5
Serial No. 11-19882 and Up
SQ72, SQ72-2, SQ72-3
Dimension "A" is 19"



83206 TAILWHEEL BEAM

Used On:
All Models SQ84
Dimension "A" is 15-1/4"



64400 CASTER ASSEMBLY With Laminated Tire

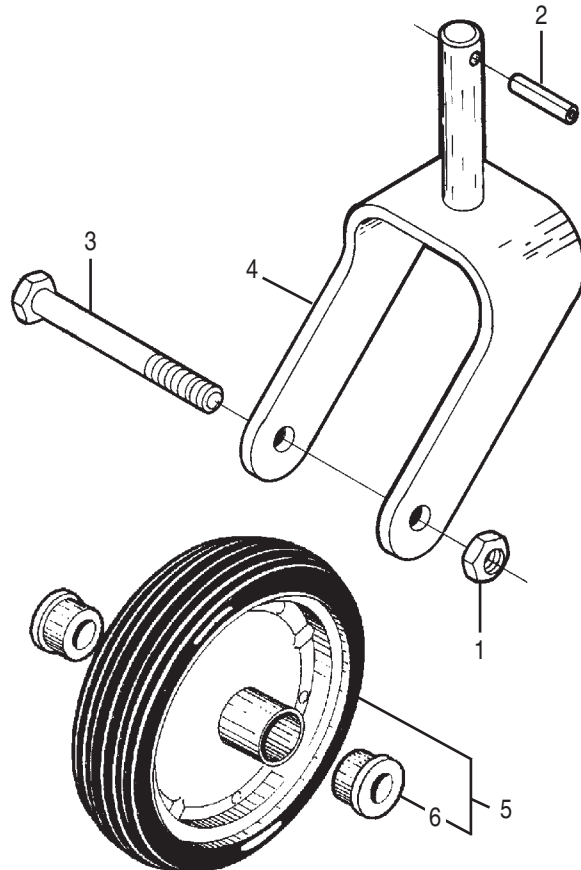
Used On Models:
SQ36 Serial No. 11-00001 and Above
SQ42, SQ42-2 & SQ42-3 All Models

REF. NO.	PART NO.	QTY.	DESCRIPTION
1	20638	1	Locknut 3/4" - 10 UNC
2	20981	1	Roll Pin
3	85445	1	Axle Bolt
4	64112	1	Caster Fork Weldment
5	50044330	1	Tire & Wheel Assembly
6	—	6	Hex Nut M5
7	—	6	Lockwasher M5
8	—	6	Capscrew M5 x 12 G8.8
9	50144	1	Grease Fitting
10	50044331	2	Bushing
11	50044332	2	Bushing

66647 CASTER ASSEMBLY With Solid Rubber Tire

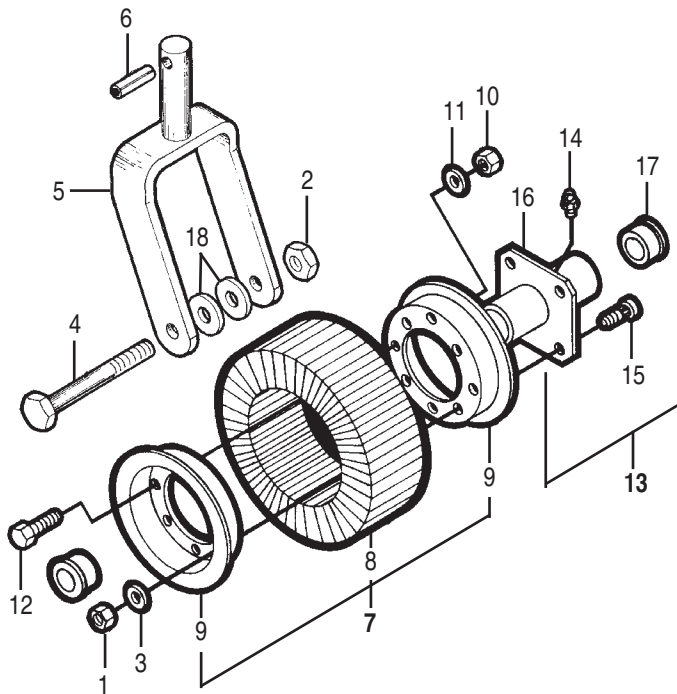
Used on Models:
SQ36, Serial No. 11-00001 and Up
SQ42-2 Serial No. 11-00869 and Up
SQ42-3 Serial No. 12-00001 and Up

REF. NO.	PART NO.	QTY.	DESCRIPTION
1	20368	1	Locknut 3/4" - 10 UNC
2	20981	1	Roll Pin 1/2" x 1-3/4"
3	85445	1	Axle Bolt
4	64112	1	Caster Fork Weldment
5	66185	1	Wheel Assembly
6	66383	2	Bushing (Nylon)

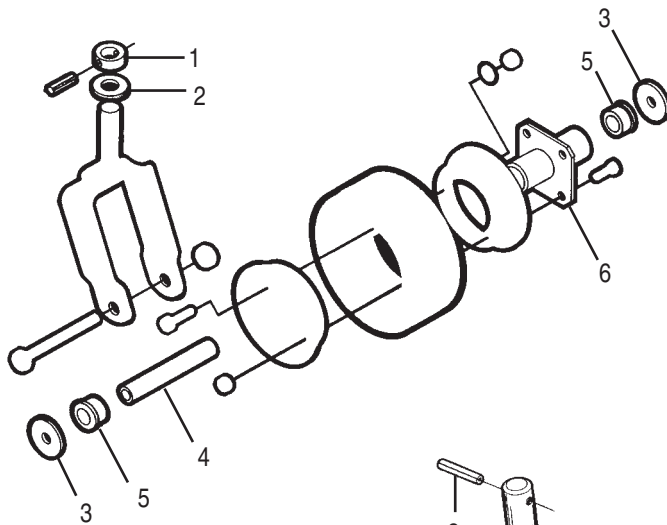


95545 LAMINATED TIRE ASSEMBLY*

All Models SQ48, SQ48-2, SQ48-3, SQ48-4, SQ60, SQ60-2, SQ60-3, SQ60-4, SQ60-5, SQ60-6, SQ72, SQ72-2, SQ72-3, SQ72-4, SQ72-5, SQ84, SQ 7

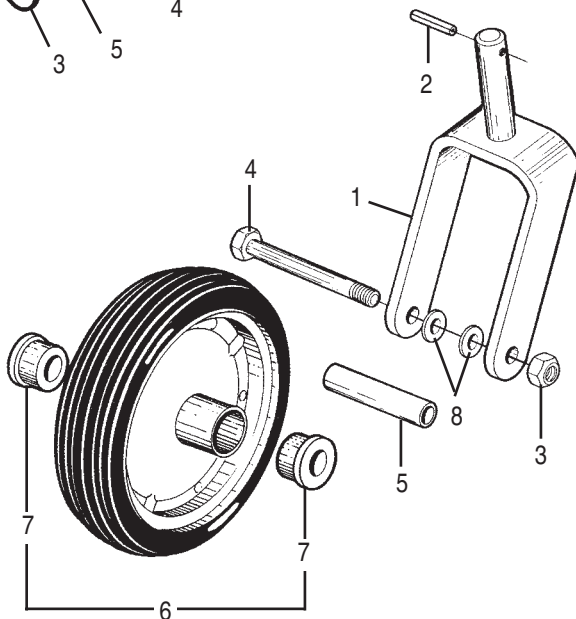


REF. NO.	PART NO.	QTY.	DESCRIPTION
1	15507	4	Hex Nut 1/2" NF
2	20638	1	Locknut 3/4"
3	---	4	Lockwasher 1/2"
4	20946	1	Capscrew 3/4" x 8"
5	99929	1	Fork Weldment
6	20981	1	Roll Pin 1/2" x 1-3/4"
7	500	1	Tire Assembly
8	56	1	Solid Tire
9	233	2	Wheel Flanges
10	---	4	Hex Nut 3/8"
11	---	4	Lockwasher 3/8"
12	---	4	Capscrew 3/8" x 1"
13	63813	1	Hub Assembly
14	449	1	Grease Fitting
15	20987	4	Wheel Bolt
16	60990	1	Hub Weldment
17	63811	2	Bushing
18	50028263	2	Washer



*NOTE: Some SQ60 & SQ48 models may have a different style tailwheel from the one illustrated here. Any parts not listed here are the same as the 95545 Assembly.

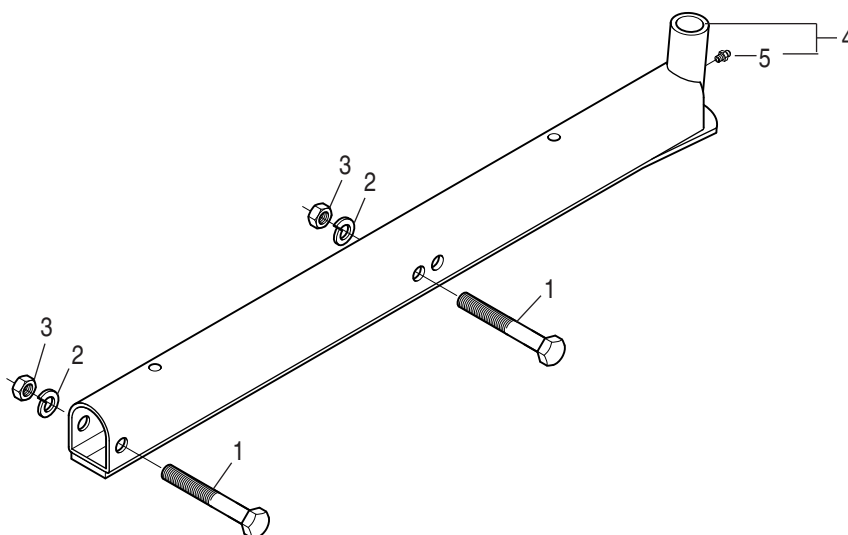
REF. NO.	PART NO.	QTY.	DESCRIPTION
1	60964	1	Collar
2	60963	1	Washer
3	---	2	Flatwasher 3/4"
4	12263	1	Spacer Tube
5	61457	2	Bushing
6	60978	1	Hub Assy. w/ Bushing



95542 TAILWHEEL ASSEMBLY

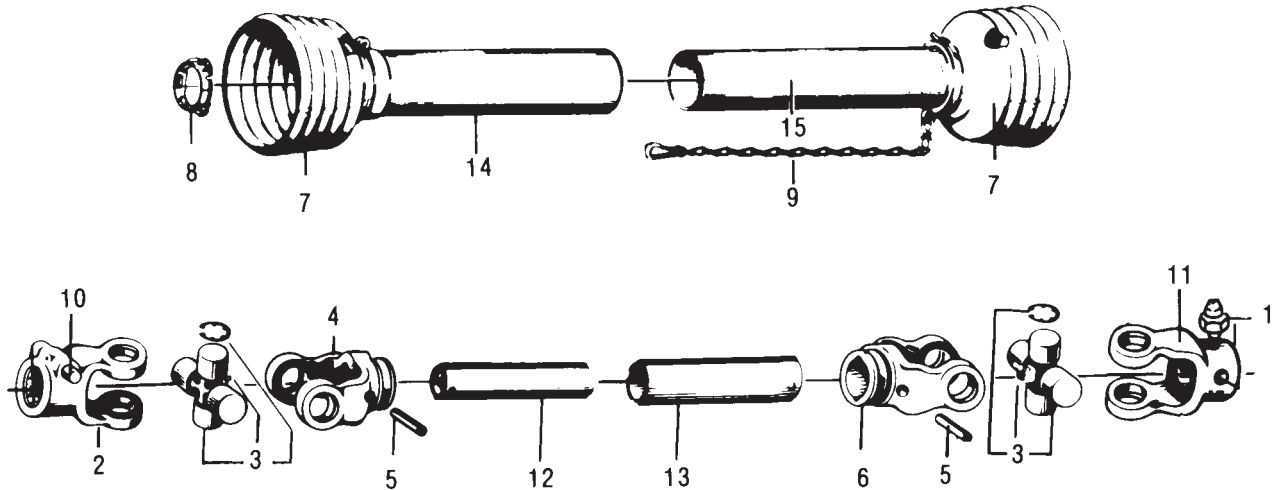
Used On: All Models SQ48, SQ60-5, SQ60-6, SQ72-4, SQ72-5, SQ84

REF. NO.	PART NO.	QTY.	DESCRIPTION
1	99929	1	Fork Weldment
2	20981	1	Roll Pin 1/2" x 1-3/4"
3	20638	1	Locknut 3/4" x 10 UNC
4	20946	1	Capscrew 3/4" x 8" Gr. 5
5	12263	1	Sleeve
6	50058327	1	Castor Wheel Assy.
7	50058328	2	Bushing 1"
8	50028263	2	Wear Washer



TAIL WHEEL BEAM
For Models SQ7, SQ60-6, SQ72-5

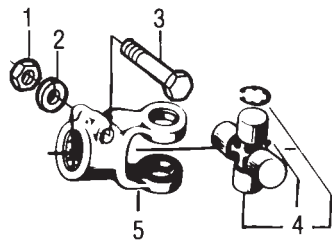
REF. NO.	PART NO.	QTY.	DESCRIPTION
1	44168	2	Capscrew 5/8" x 3-3/4" Gr. 5
2	19486	2	Lockwasher 5/8"
3	15563	2	Hex Nut 5/8"
4	91751	1	Tailwheel Beam Assy.
5	0150033	1	Grease Fitting



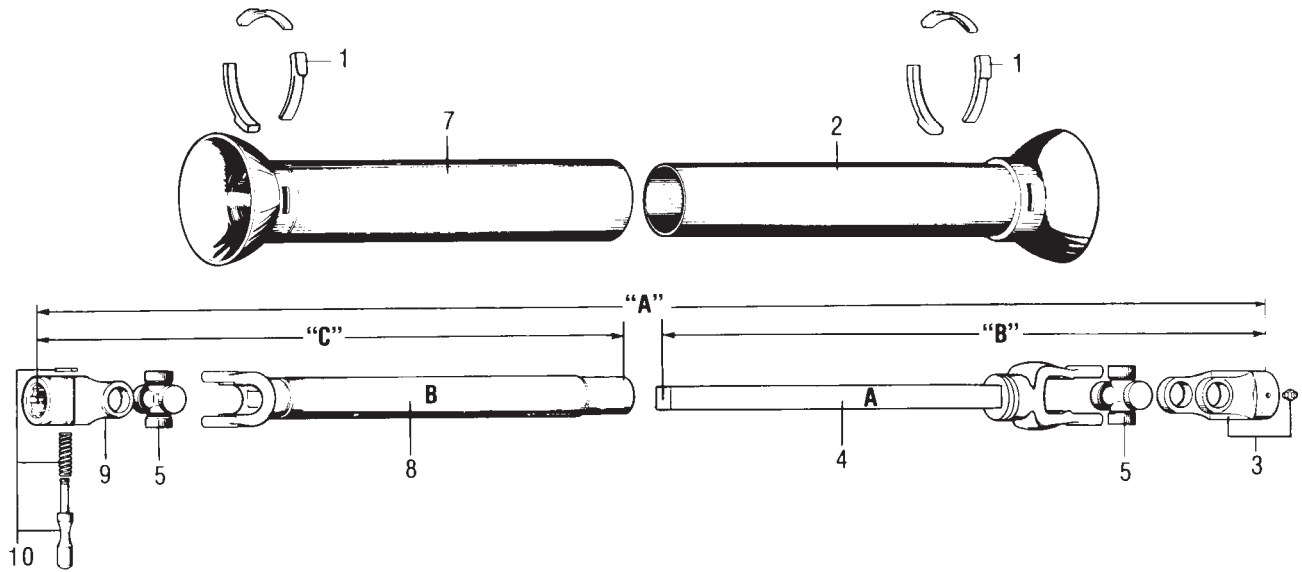
63550 DRIVESHAFT ASSEMBLY
 Manufactured by Walterscheid
 For SQ48
 Serial No. 11-01073 & Below

REF. NO.	PART NO.	QTY.	DESCRIPTION
1	449	1	Grease Fitting
2	64692	1	Yoke, 1-3/8" Quick Disconnect Tractor End
3	64694	2	Cross & Bearing Kit
4	63254	1	Yoke, Inboard Tractor End
5	63255	2	Spring Pin
6	63258	1	Yoke, Inboard Cutter End
7	63260	2	Shield Cone, 5 Ribs
8	63261	2	Bearing Ring, Shield
9	63264	1	Safety Chain
10	63266	1	Quick Disconnect Pin Kit
11	63267	1	Yoke, Cutter End
12	63554	1	Inner Tube (22.83" Long) 36" Joint
13	63552	1	Outer Tube (22.64" Long) 36" Joint
14	63553	1	Outer Shield Tube (20.47" Long) 36" Joint
15	63551	1	Inner Shield Tube (20.47" Long) 36" Joint

65327 1-1/8" YOKE KIT



REF. NO.	PART NO.	QTY.	DESCRIPTION
1	15501	1	Hex Nut 5/16" - 24 UNF
2	—	1	Lockwasher 5/16" Std.
3	44115	1	Cap screw 5/16" x 2-1/2" Gr.8 NF
4	64694	1	Cross Bearing Kit
5	63259	1	Implement Kit

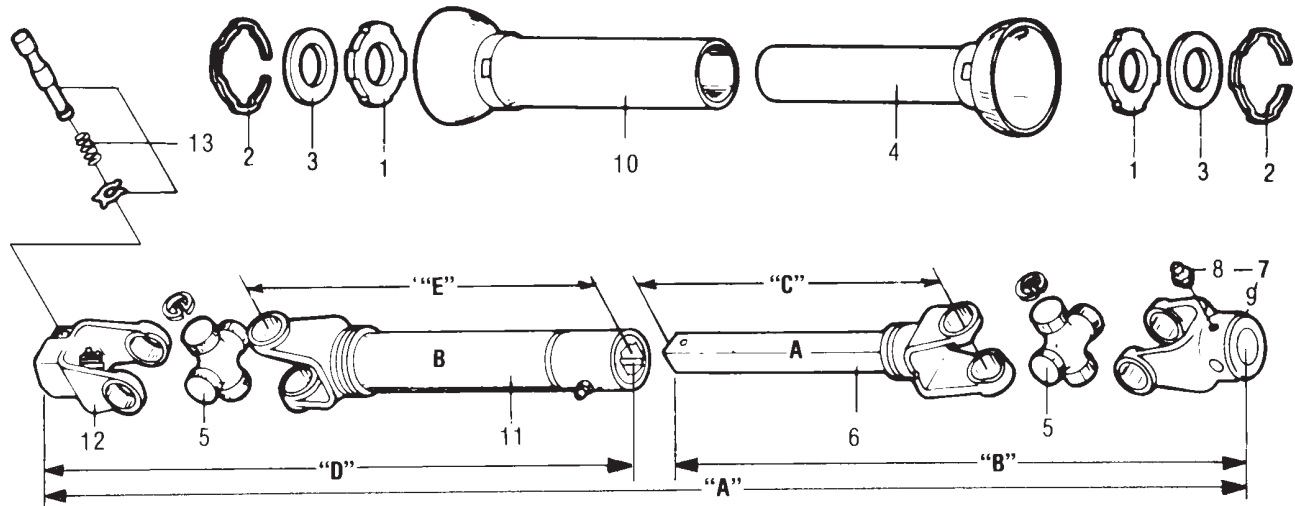


NEAPCO
CATEGORY III DRIVESHAFT
"A" = 36" 63421 Driveshaft Assembly with 1-3/8" - 6B Spline Tractor Yoke

REF. NO.	PART NO.	QTY.	DESCRIPTION
A	63406	1	Inner Half w/ Shield "B" = 26-5/8"
	63407	1	Inner Half w/out Shield "B" = 26-5/8"
1	63292	3	Shield Bearing
2	63408	1	Shield (Plastic)
3	63413	1	Yoke
4	63414	1	Yoke & Shaft Weldment
5	63415	1	Cross & Bearing Kit
B	63418	1	Outer Half w/ Shield "C" = 28-9/16"
	63419	1	Outer Half w/Out Shield "C" = 28-9/16"
1	63292	3	Shield Bearings
5	63415	1	Cross & Bearing Kit
7	63412	1	Shield (Plastic)
8	63417	1	Yoke & Tube Weldment
9	63420	1	Tractor Yoke Assembly
10	62457	1	Quick Disconnect Repair Kit

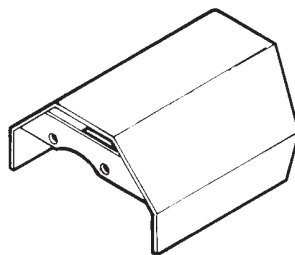
63292 is non sellable

63292 is non sellable

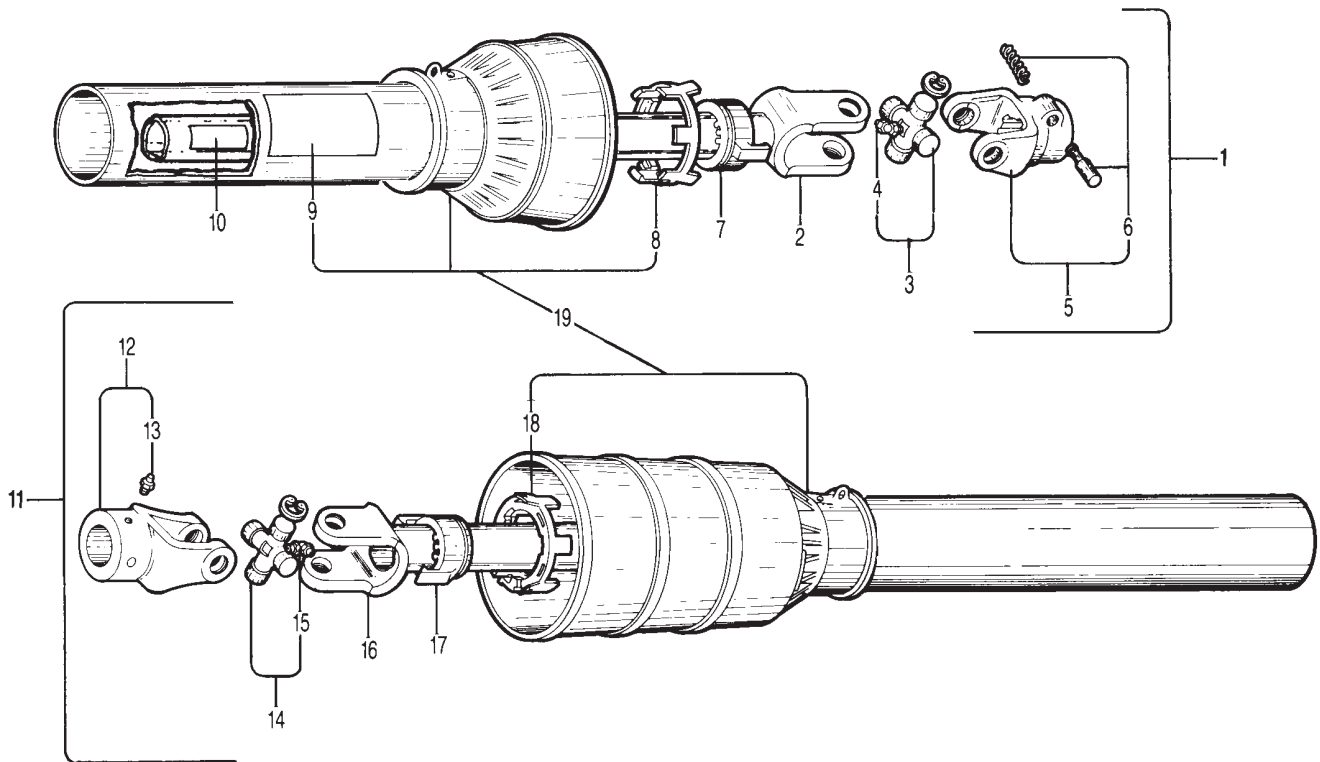


**REXNORD & ROCKWELL
CATEGORY III DRIVESHAFT**
 "A" = 36" 60675 Universal for SQ48, SQ60
 "A" = 30" 60797 Universal for SQ42

REF. NO.	PART NO.	QTY.	DESCRIPTION
A	60667	1	Inner Half (Shielded) "B" = 26-1/2" SQ60, SQ48
	60798	1	Inner Half (Shielded) "B" = 23 3/16" SQ42
1	354	1	Nylon Bearing
2	381	1	Snap Ring
3	382	1	Thrust Washer
4	60670	1	Inner Shield (For 60667 Assy.)
	60236	1	Inner Shield (For 60798 Assy.)
5	80315	1	Cross & Bearing Kit
6	60674	1	Yoke & Shaft "C" = 23" (For 60667 Assy.)
	60234	1	Yoke & Shaft "C" = 19-5/8" (For 60798 Assy.)
7	60669	1	Yoke Assembly
8	449	1	Grease Fitting
9	60806	1	Yoke
B	60676	1	Outer Half (Shielded) "D" = 28-7/8"
	60229	1	Outer Half (Shielded) "D" = 24-1/8"
1	354	1	Nylon Bearing
2	381	1	Snap Ring
3	382	1	Thrust Washer
5	60228	1	Cross & Bearing Kit
10	60686	1	Outer Shield (For 60676 Assy.)
	60237	1	Outer Shield (For 60229 Assy.)
11	60685	1	Yoke & Tube "E" = 24-13/16" (For 60676 Assy.)
	60233	1	Yoke & Tube "E" = 20-1/16" (For 60229 Assy.)
12	60227	1	Tractor Yoke 1-3/8" 6B Spline
13	60238	1	Quick Disconnect Repair Kit



64404 UNIVERSAL JOINT SHIELD
 For use with Rexnord Universal Assemblies
 on Models SQ42



65626 DRIVESHAFT ASSEMBLY

To replace entire driveshaft, order the 82625 driveshaft assembly

For models SQ36, SQ42-2 Serial No. 11-00869 & Above

SQ48-2 Serial No. 11-03425 & Above

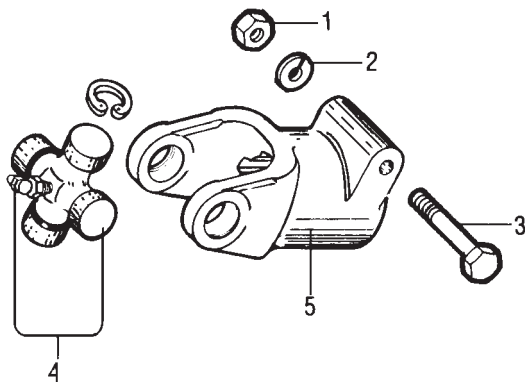
SQ48-3 All Models

SQ60-2 Serial No. 11-19882 and Above

REF. NO.	PART NO.	QTY.	DESCRIPTION
1	82804	1	Guarded Outer Half Assembly
*2	—	1	Yoke & Outer Tube w/ Decal
3	64694	1	Cross & Bearing Kit
4	63956	1	Grease Fitting
5	64692	1	Quick Disconnect Yoke Assembly
6	63945	1	Quick Disconnect Pin Kit
7	63941	1	Ring for Outer Tube
8	66120	1	Outer Guard Collar
9	64571	1	Danger Decal
10	78786	1	Danger Decal

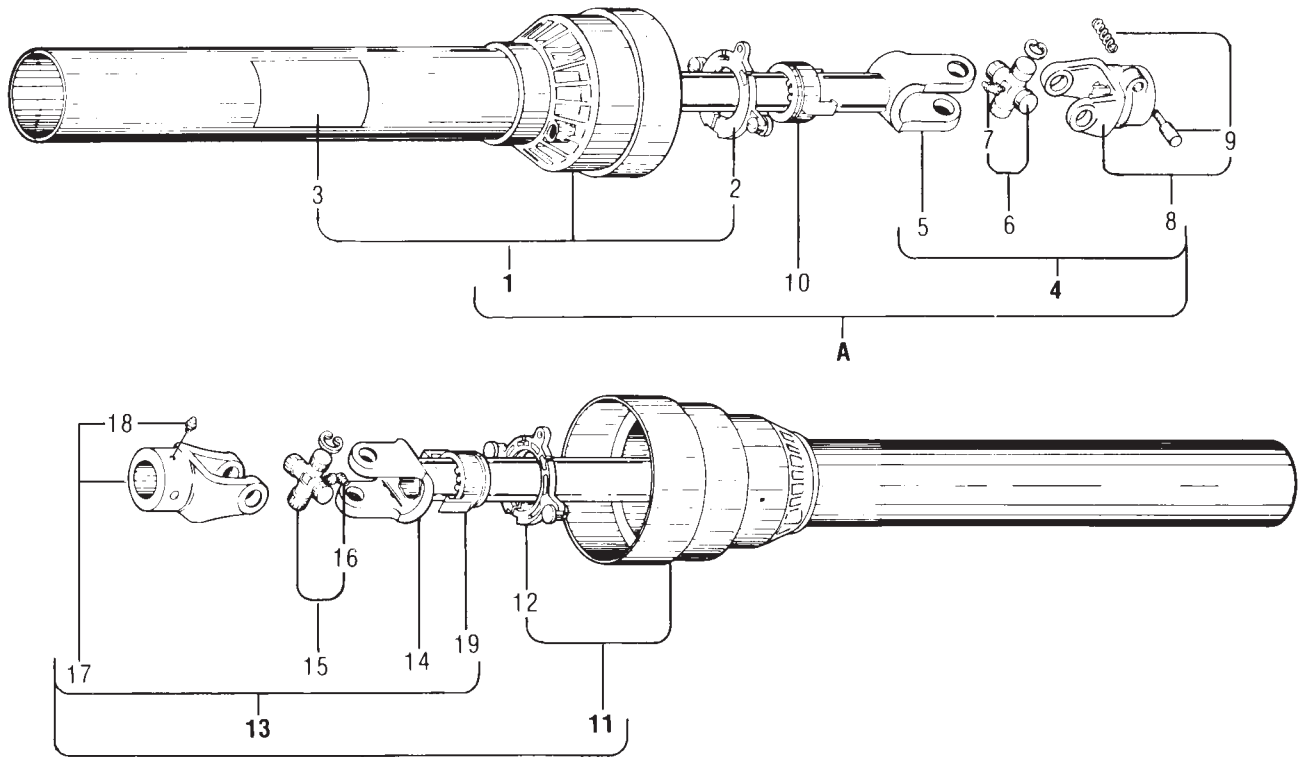
REF. NO.	PART NO.	QTY.	DESCRIPTION
11	82805	1	Guarded Inner Half Assembly
12	64693	1	Implement Yoke Assembly
13	63946	1	Grease Fitting
14	64694	1	Cross & Bearing Kit
15	63956	1	Grease Fitting
*16	—	1	Inner Yoke & Tube
17	—	1	Ring for Inner Tube
18	66117	1	Inner Guard Collar
19	67172	1	Safety Guard Assembly

*Order complete inner or outer half to replace inner or outer yoke and tube.



65326 1-1/8" YOKE KIT

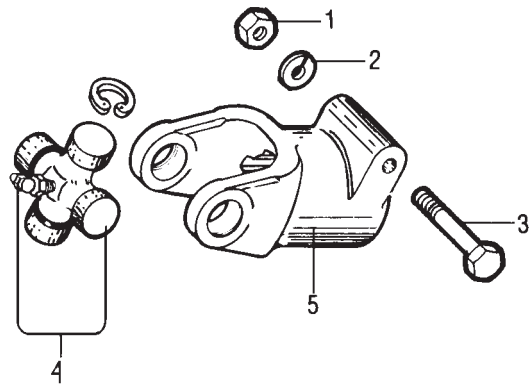
REF. NO.	PART NO.	QTY.	DESCRIPTION
1	15501	1	Hex Nut 5/16" – 24 UNF
2	—	1	Lockwasher 5/16" Std.
3	44190	1	Capscrew 5/16" – 24 UNF x 2-3/4" Gr.8
4	64694	1	Cross & Bearing Kit
5	65324	1	Yoke



BONDIOLI & PAVESI
SERIES 504 DRIVESHAFT ASSEMBLY
 Used On SQ42 Serial No. 11-00868 and Below
 SQ48 Serial No. 11-03424 and Below
 To replace entire driveshaft order part no. 65671

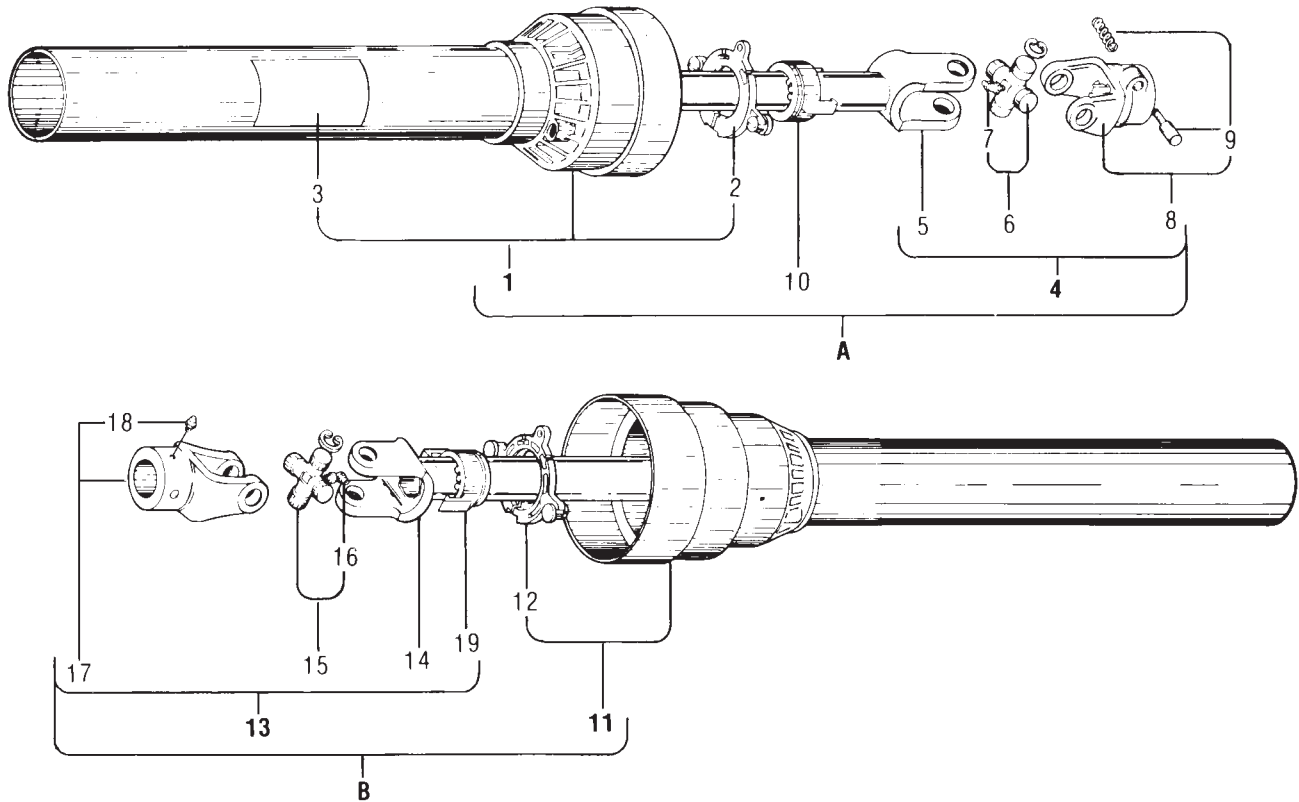
REF. NO.	PART NO.	QTY.	DESCRIPTION	REF. NO.	PART NO.	QTY.	DESCRIPTION
A	82804	1	Shielded Outer Half	B	82805	1	Shielded Inner Half
1	65697	1	Outer Guard Assembly	11	65695	1	Inner Guard Half
2	63949	1	Outer Guard Bearing Kit	12	—	1	Inner Guard Bearing Kit
3	64571	1	Safety Decal	13	N/A	1	Non-Shielded Inner Half Assembly
4	N/A	1	Non-Shielded Outer Half Assembly	*14	—	1	Yoke w/ Inner Tube
*5	—	1	Yoke w/ Outer Tube	15	64694	1	Cross & Bearing Kit
6	64694	1	Cross & Bearing Kit	16	63956	1	Grease Fitting
7	63956	1	Grease Fitting	17	64693	1	Implement Yoke w/ Grease Fitting
8	64692	1	Q.D. Yoke Assembly	18	63946	1	Grease Fitting
9	63945	1	Q.D. Pin Kit	19	—	1	Ring for Inner Half
10	63941	1	Ring for Outer Tube				

*Order complete Inner or Outer Half to replace Inner or Outer Yoke and Tube.



65326 1-1/8" YOKE KIT

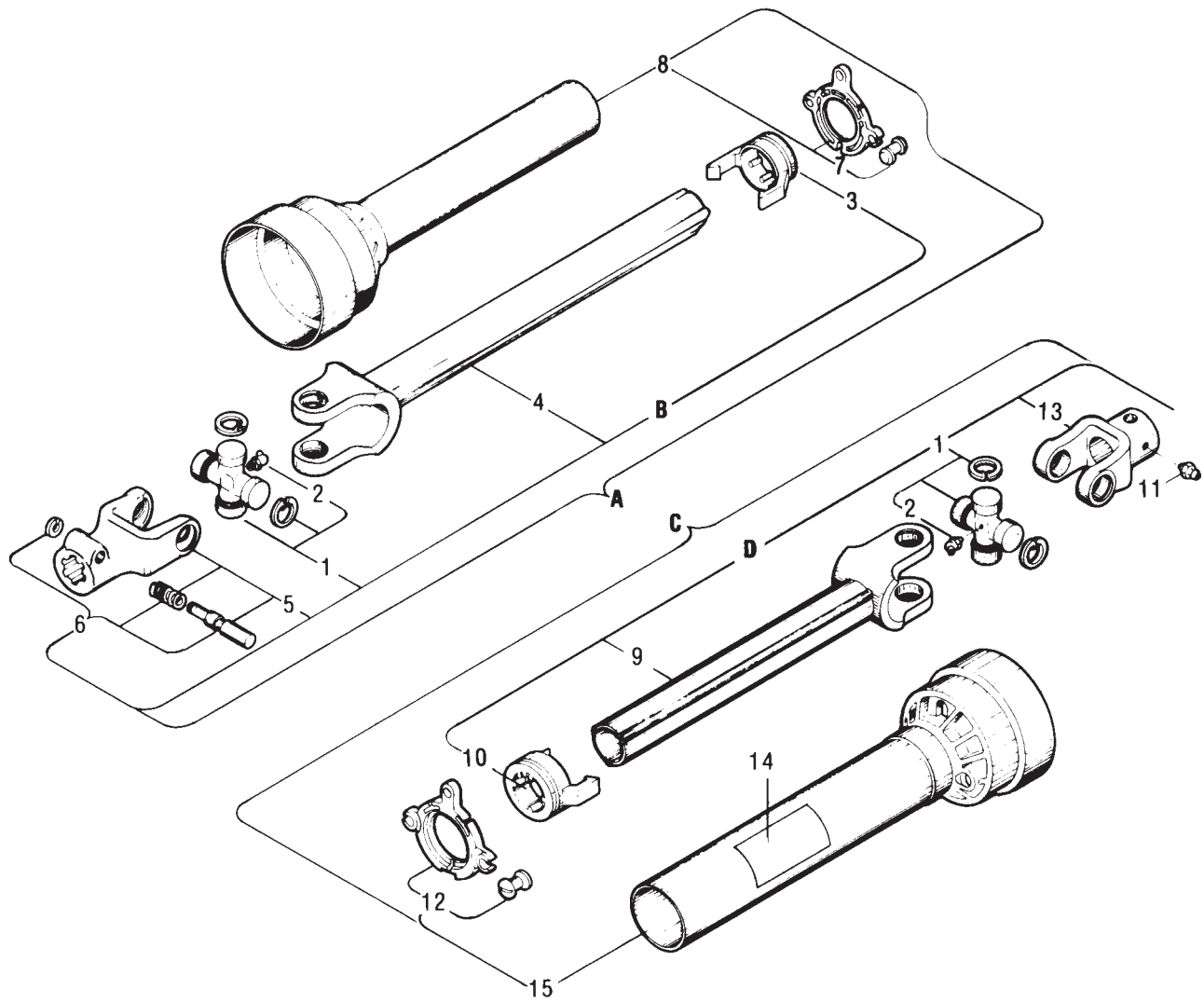
REF. NO.	PART NO.	QTY.	DESCRIPTION
1	15501	1	Hex Nut 5/16" – 24 UNF
2	—	1	Lockwasher 5/16" Std.
3	44190	1	Capscrew 5/16" – 24 UNF x 2-3/4" Gr.8
4	64694	1	Cross & Bearing Kit
5	65324	1	Yoke



BONDIOLI & PAVESI
SERIES 504 DRIVESHAFT ASSEMBLY
Used On SQ60 Models Serial No. 11-07182 up to 11-19881
To replace entire driveshaft order part no. 65671

REF. NO.	PART NO.	QTY.	DESCRIPTION	REF. NO.	PART NO.	QTY.	DESCRIPTION
A	82804	1	Shielded Outer Half	B	82805	1	Shielded Inner Half
1	65697	1	Outer Guard Assembly	11	65695	1	Inner Guard Half
2	63949	1	Outer Guard Bearing Kit	12	—	1	Inner Guard Bearing Kit
3	64571	1	Safety Decal	13	N/A	1	Non-Shielded Inner Half Assembly
4	N/A	1	Non-Shielded Outer Half Assembly	*14	—	1	Yoke w/ Inner Tube
*5	—	1	Yoke w/ Outer Tube	15	64694	1	Cross & Bearing Kit
6	64694	1	Cross & Bearing Kit	16	63956	1	Grease Fitting
7	63956	1	Grease Fitting	17	64693	1	Implement Yoke w/ Grease Fitting
8	64692	1	Q.D. Yoke Assembly	18	63946	1	Grease Fitting
9	63945	1	Q.D. Pin Kit	19	—	1	Ring for Inner Half
10	63941	1	Ring for Outer Tube				

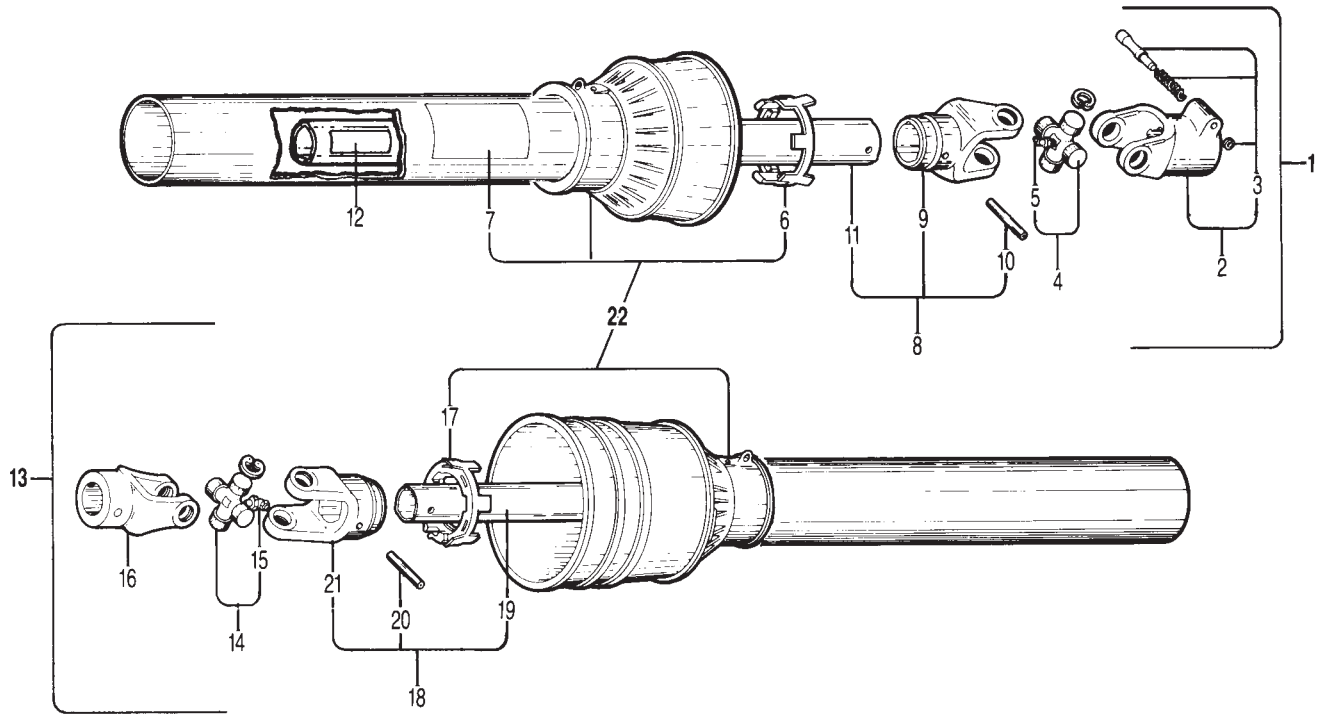
*Order complete Inner or Outer Half to replace Inner or Outer Yoke and Tube.



BONDIOLI & PAVESI
SERIES 533 DRIVESHAFT ASSEMBLY
 For Model SQ60 Serial No. 11-07181 and Below
 For replacement of entire driveshaft assembly order part no. 65671

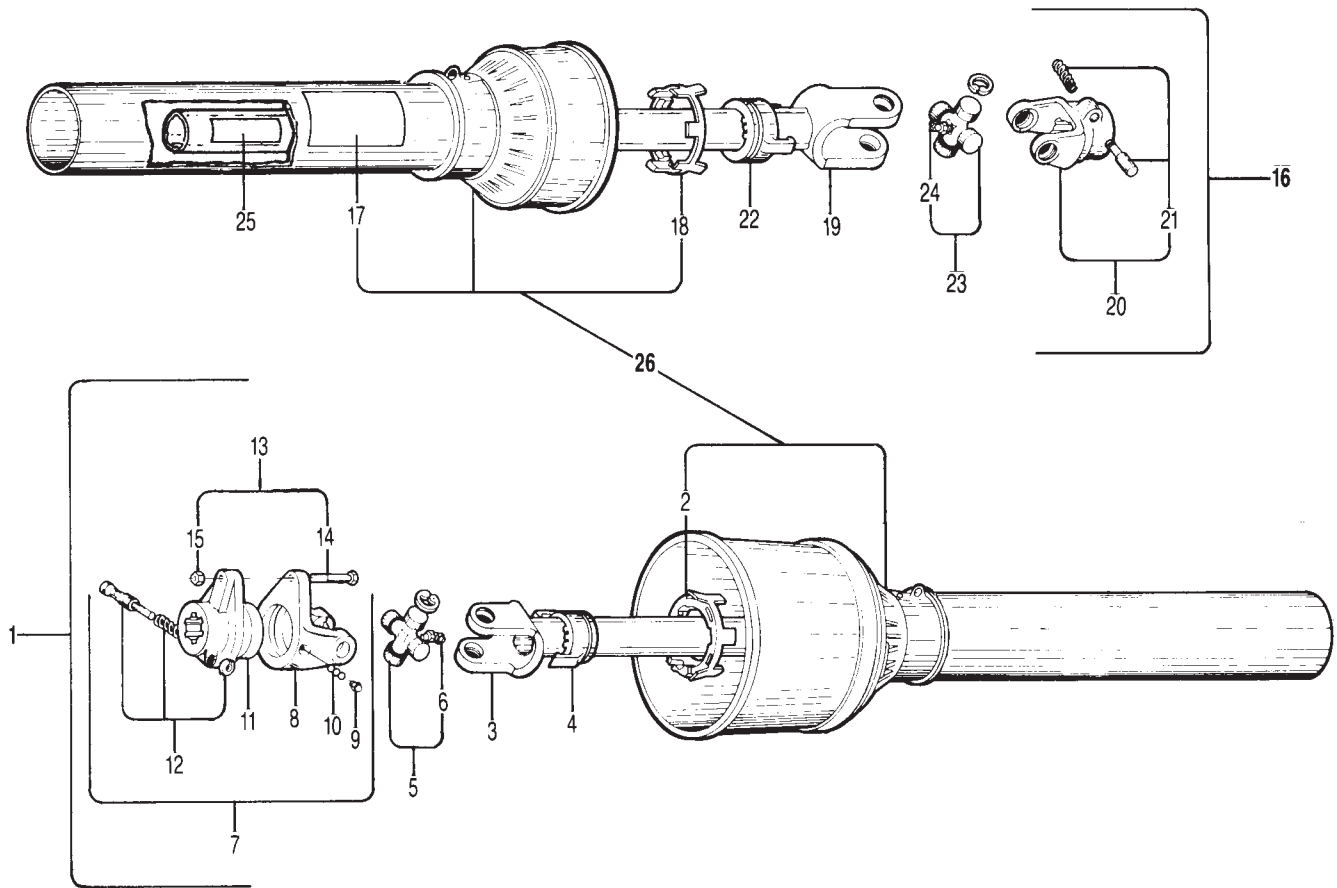
REF. NO.	PART NO.	QTY.	DESCRIPTION
A	63954	1	Shielded Inner Half
B	63948	1	Non-Shielded Inner Half
1	63939	1	Cross Bearing Kit
2	63956	1	Grease Fitting
3	—	1	Inner Tube Shield Ring
4	63943	1	Inner Yoke & Tube
5	65356	1	Quick Disconnect Yoke
6	65291	1	Quick Disconnect Pin Kit
7	—	1	Inner Guard Collar
8	63952	1	Inner Guard Half

REF. NO.	PART NO.	QTY.	DESCRIPTION
C	63953	1	Shielded Outer Half
D	63947	1	Non-Shielded Outer Half
1	63939	1	Cross & Bearing Kit
2	63956	1	Grease Fitting
9	63940	1	Outer Yoke & Tube
10	63941	1	Outer Tube Shield Ring
11	63946	1	Grease Fitting
12	63949	1	Outer Guard Collar
13	63955	1	Yoke w/ Fitting
14	64571	1	Safety Decal
15	63951	1	Outer Guard Half



65672 DRIVESHAFT ASSEMBLY
 For All Models SQ72
 With Non-Splined Input Shaft for Gearbox

REF. NO.	PART NO.	QTY.	DESCRIPTION	REF. NO.	PART NO.	QTY.	DESCRIPTION
1	50044261	1	Shielded Outer Half	13	66100	1	Shielded Inner Half
2	50049549	1	Q.D. Yoke Assy.	14	64610	1	Cross Bearing Kit
3	63945	1	Q.D. Pin Kit	15	63956	1	Grease Fitting
4	64610	1	Cross & Bearing Kit	16	66107	1	Outer Yoke
5	63956	1	Grease Fitting	17	65700	1	Inner Guard Collar
6	65704	1	Collar, Outer Guard	18	50044257	1	Yoke & Tube Assy. (Inner)
7	64571	1	Danger Decal	19	66111	1	Inner Tube
8	50044256	1	Yoke & Tube Assembly (Outer)	20	66110	1	Roll Pin
9	66112	1	Yoke for Outer Tube	21	66109	1	Yoke for Inner Tube
10	66113	1	Roll Pin	22	66994	1	Safety Guard Assy.
11	66114	1	Outer Tube w/ Decal				
12	78786	1	Safety Decal				

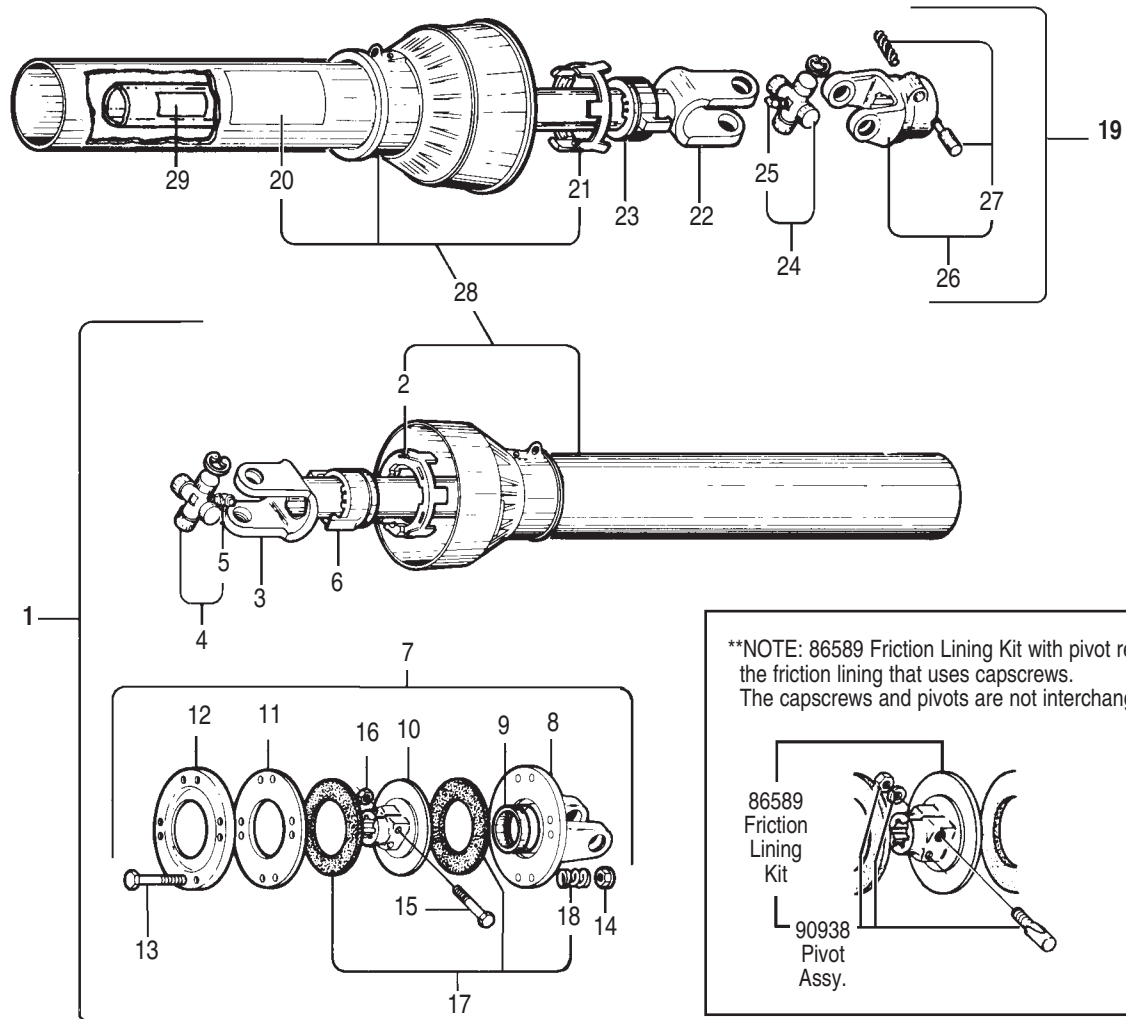


68942 DRIVESHAFT ASSEMBLY WITH SHEAR BOLT TORQUE LIMITER

Used on SQ60-3, SQ60-4 Lift Models with Splined Input Shaft on Gearbox
To replace entire driveshaft order the 82626 Driveshaft Assembly

REF. NO.	PART NO.	QTY.	DESCRIPTION	REF. NO.	PART NO.	QTY.	DESCRIPTION
1	82811	1	Shielded Inner Half Assembly	14	44275	5	Shear Bolt M8 x 1.25 x 50
	66117	1	Inner Guard Bearing	15	44185	5	Locknut M8 x 1.25
*3	—	1	Yoke & Inner Tube	16	82804	1	Shielded Outer Half Assembly
4	—	1	Ring for Inner Tube	17	64571	1	Safety Decal
5	64694	1	Cross Bearing Kit	18	66120	1	Outer Guard Bearing
6	63956	1	Grease Fitting	*19	—	1	Yoke w/ Outer Tube
7	69441	1	Shear Bolt Limiter	20	64692	1	Q.D. Yoke Assembly
8	69440	1	Shear Limiter Housing	21	63945	1	Q.D. Pin Kit
9	69439	1	Grease Fitting	22	63941	1	Ring for Outer Tube
10	65224	23	Ball	23	64694	1	Cross Bearing Kit
11	69438	1	Shear Limiter	24	63956	1	Grease Fitting
12	65291	1	Q.D. Pin Kit	25	78786	1	Danger Decal
13	81976	1	Shear Bolt Kit	26	69445	1	Complete Shield Bundle

Note: Inner Yoke and Tube / Outer Yoke and Tube have been replaced by complete Half Assemblies 82811 or 82804. Assemblies must be ordered depending on which half is needed.



68943 DRIVESHAFT ASSEMBLY

Used on SQ60 Lift Input Models with Splined Input Shaft, SQ84 Models

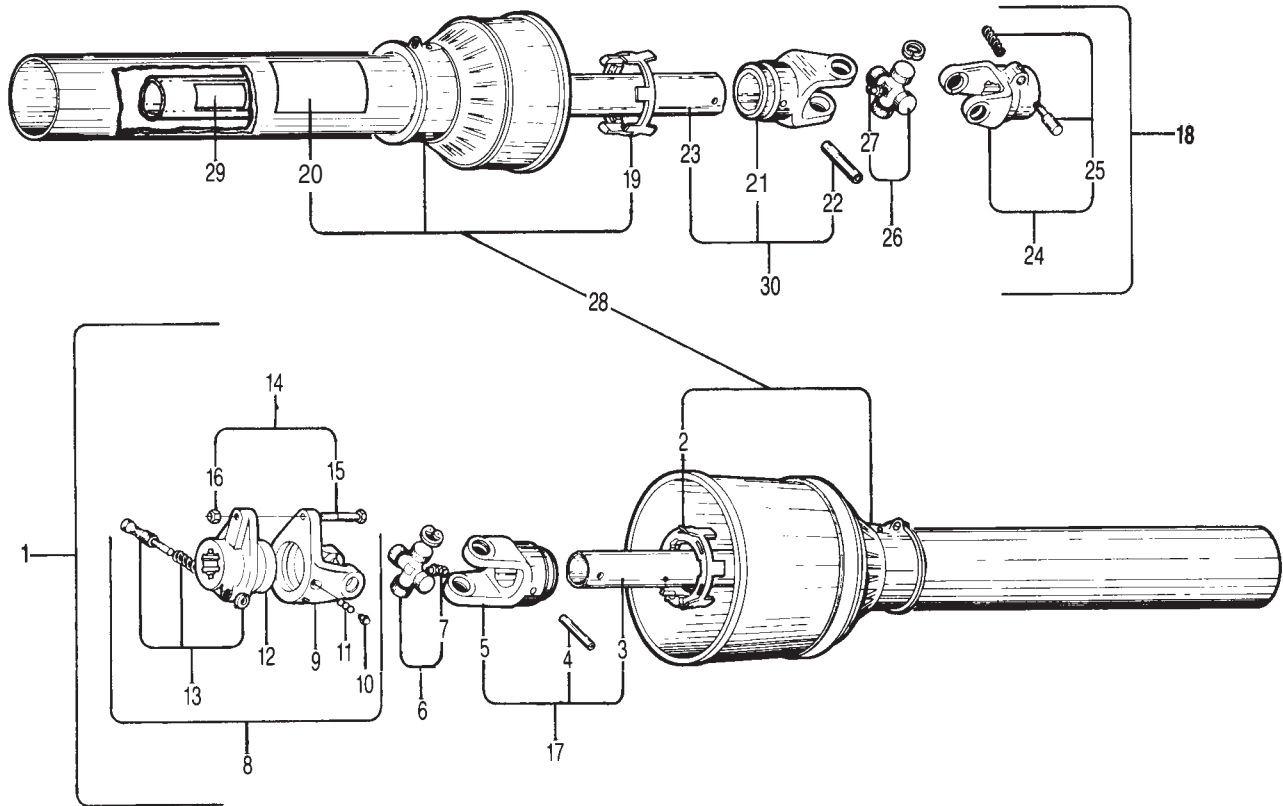
Manufactured By Bondioli & Pavesi

This Driveshaft Replaced by 86675 Driveshaft Assembly

REF. NO.	PART NO.	QTY.	DESCRIPTION
1	83024	1	Shielded Inner Half
2	66117	1	Inner Shield Bearing
*3	—	1	Inner Yoke & Tube
4	64694	1	Cross Bearing Kit
5	63956	1	Grease Fitting
6	—	1	Ring for Inner Tube
7	69652	1	Torque Limiter Assy.
8	68969	1	Flanged Yoke
9	64828	1	Collar
**10	86589	1	Friction Lining Kit w/ Pivot
11	64650	1	Inner Plate 4mm
12	64649	1	Pressure Plate
13	44155	8	Capscrew M10 x 1.5 x 85
14	44154	8	Nut Top Lock m10 x 1.5
**15	44228	2	Capscrew m12 x 1.25 x 70
**16	44229	2	Locknut m12 x 1.25
17	95781	1	Friction Disc Kit
18	64657	8	Spring 8mm

REF. NO.	PART NO.	QTY.	DESCRIPTION
19	82804	1	Shielded Outer Half
20	64571	1	Safety Shield
21	66120	1	Outer Shield Bearing
*22	—	1	Outer Yoke & Tube
23	63941	1	Ring for Outer Tube
24	64694	1	Cross Bearing Kit
25	63956	1	Grease Fitting
26	64692	1	Q.D. Yoke Assy.
27	63945	1	Q.D. Pin Kit
28	69471	1	Safety Guard
29	78786	1	Danger Decal

***NOTE:** Inner Yoke & Tube and Outer Yoke & Tube have been replaced by complete Outer & Inner Half Assemblies. You must order either 83024 Inner Half Assembly or 82084 Outer Half Assy.

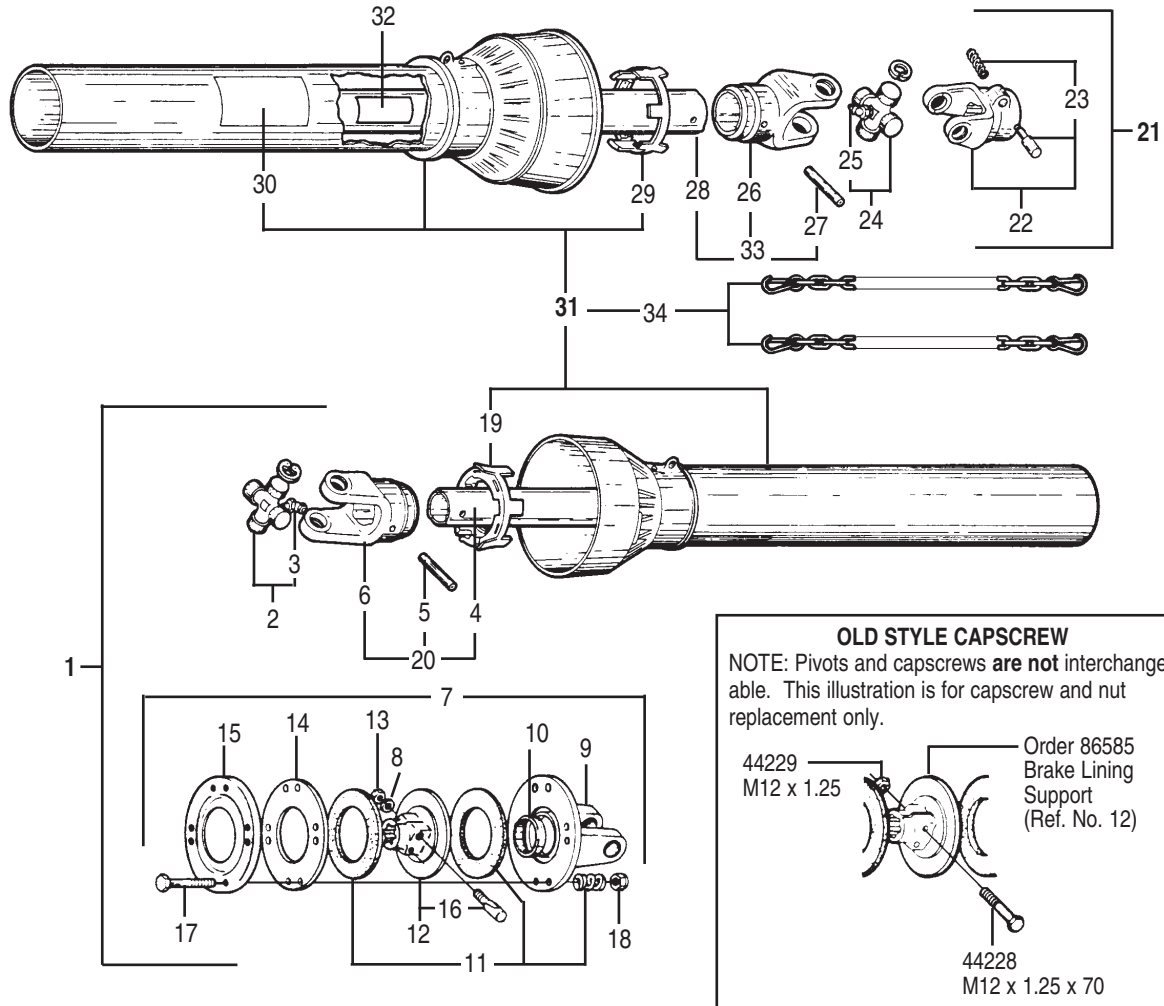


**69488 DRIVESHAFT ASSEMBLY
WITH SHEAR BOLT TORQUE LIMITER**

Used on SQ72-2 & SQ72-3 Lift Models
with Splined Input Shaft on Gearbox

REF. NO.	PART NO.	QTY.	DESCRIPTION
1	69452	1	Shielded Inner Half Assy.
2	65700	1	Inner Guard Bearing
3	66111	1	Inner Tube
4	66110	1	Roll Pin
5	66109	1	Yoke for Inner Tube
6	64610	1	Cross Bearing Kit
7	63956	1	Grease Fitting
8	69451	1	Shear Bolt Limiter
9	69450	1	Shear Limiter Housing
10	69439	1	Grease Fitting
11	65224	23	Ball
12	69449	1	Shear Limiter
13	65291	1	Q.D. Pin Kit
14	69136	1	Shear Bolt Kit (Standard)
	81977	1	Shear Bolt Kit (Hardened)
15	44247	5	Shear Bolt M10 x 1.5 x 50 (Standard)
	44276	5	Shear Bolt M10 x 1.5 x 50 (Hardened)
16	44154	5	Locknut M10 x 1.5
17	50044257	1	Inner Yoke & Tube Assy.

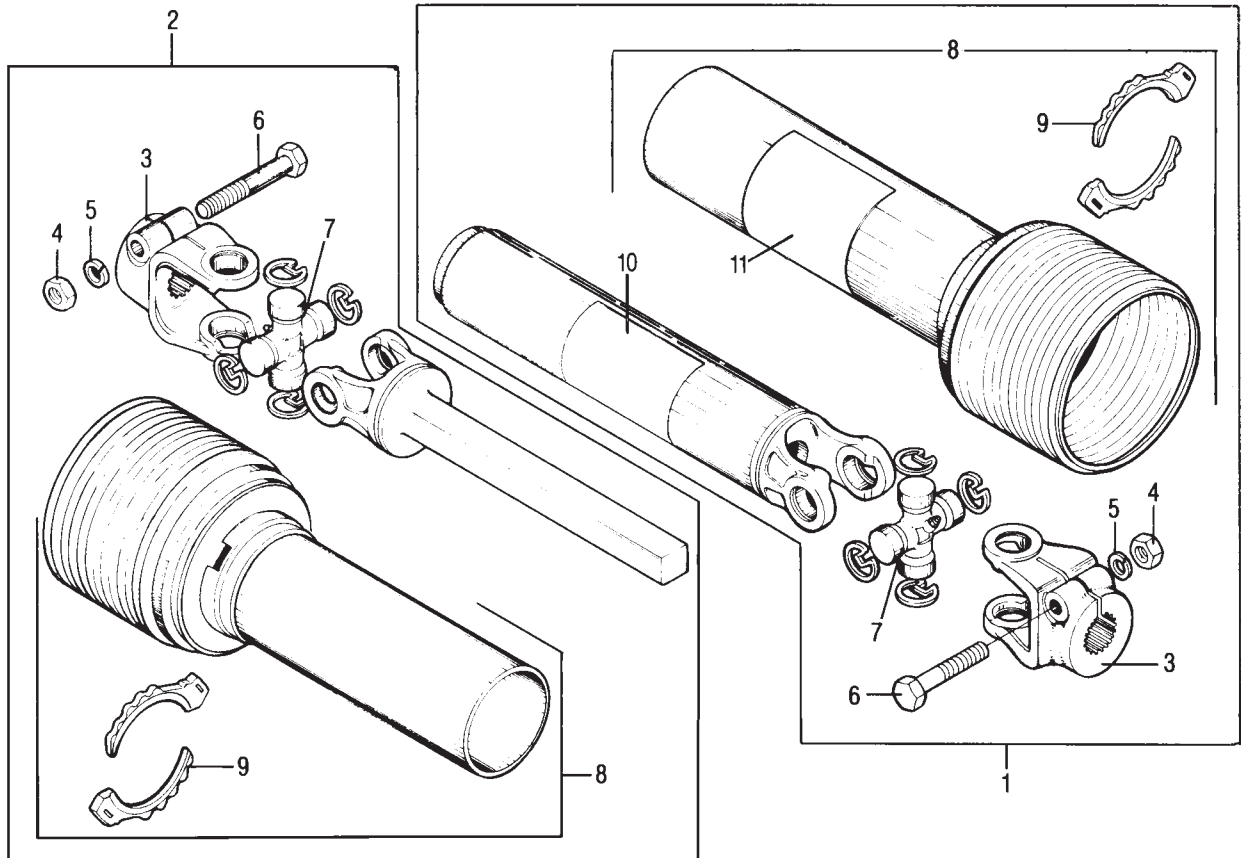
REF. NO.	PART NO.	QTY.	DESCRIPTION
18	50044261	1	Shielded Outer Half Assy.
19	65704	1	Outer Guard Bearing
20	64571	1	Danger Decal
21	66112	1	Yoke for Outer Tube
22	66113	1	Roll Pin for Outer Tube
23	64114	1	Outer Tube
24	50049549	1	Q.D. Yoke Assy.
25	63945	1	Q.D. Pin Kit
26	64610	1	Cross Bearing Kit
27	63956	1	Grease Fitting
28	69454	1	Complete Shield Bundle
29	78786	1	Danger Decal
30	50044256	1	Outer Yoke & Tube Assy.



**86586 DRIVESHAFT ASSY.
 WITH FRICTION DISC TORQUE LIMITER
 (Replaces 66608 Driveshaft Assembly)
 Mfd. by Bondioli & Pavesi**

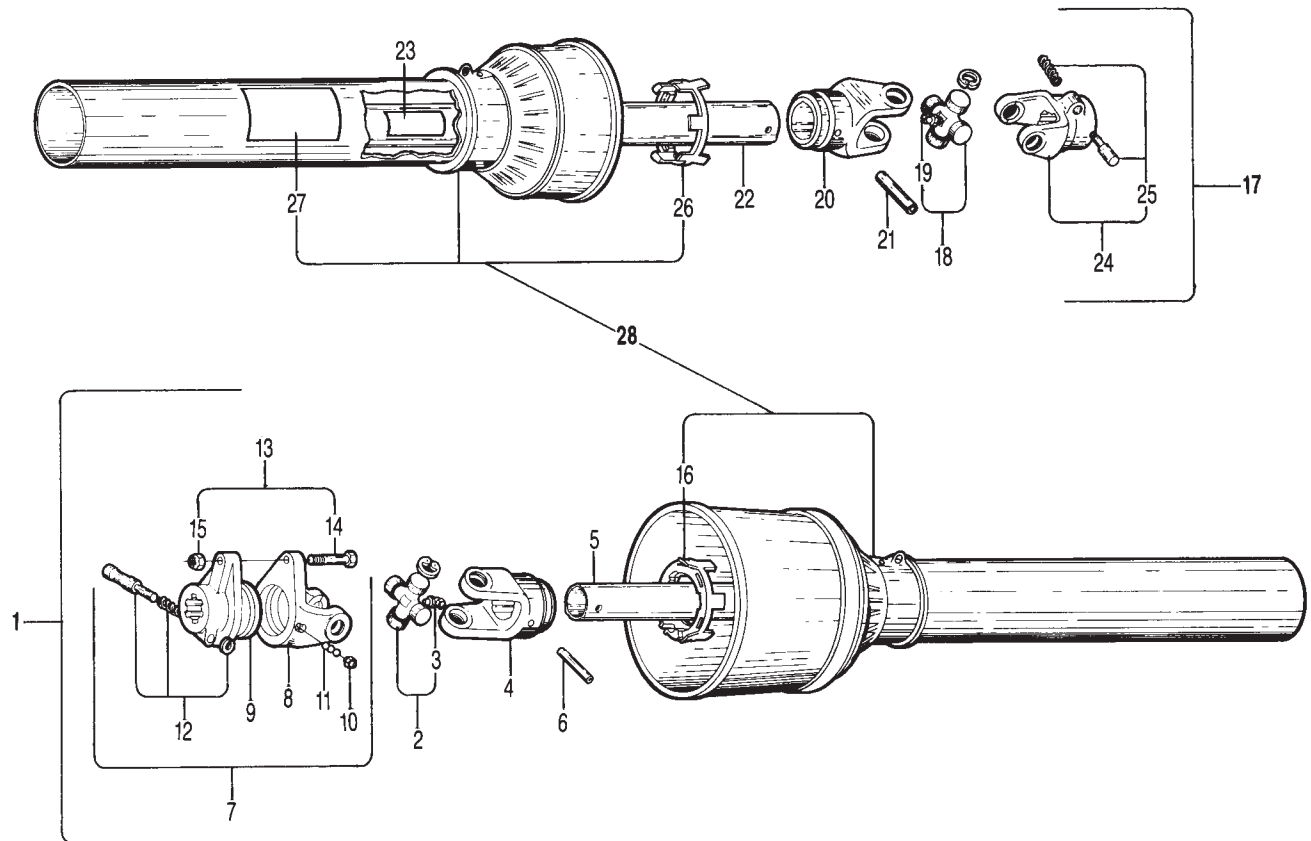
Used On: SQ72-2 & SQ 72-3 Lift Type Models with Splined Input Shaft on Gearbox

REF. NO.	PART NO.	QTY.	DESCRIPTION	REF. NO.	PART NO.	QTY.	DESCRIPTION
1	86631	1	Shielded Inner Half	18	44154	8	Nut, Toplock m10 x 1.5
2	64614	1	Cross Bearing Kit	19	65700	1	Collar, Inner Guard
3	63956	1	Grease Fitting	20	66971	1	Inner Yoke & Tube Assy.
4	66961	1	Inner Tube	21	66968	1	Shielded Outer Half
5	66110	1	Roll Pin	22	50049549	1	Q.D. Yoke Assembly
6	66109	1	Yoke for Inner Tube	23	63945	1	Q.D. Pin Kit
7	86673	1	Torque Limiter Assy.	24	64610	1	Cross Bearing Kit
8	44200	2	Lockwasher m12	25	63956	1	Grease Fitting
9	64646	1	Flanged Yoke	26	66112	1	Yoke for Outer Tube
10	64828	1	Collar	27	66113	1	Roll Pin
11	91562	1	Lining Kit	28	66960	1	Outer Tube
12	86585	1	Brake Linung Support kit w / Pivot	29	65704	1	Outer Guard Collar Sleeve
13	44244	2	Nut m12 x 1.75	30	78608	1	Safety Decal
14	64642	1	Inner Plate	31	66967	1	Safety Guard Assy.
15	64641	1	Pressure Plate	32	78786	1	Danger Decal
16	90938	2	Pivot Assy. w / Fasteners	33	66970	1	Outer Yoke & Tube Assy.
17	44155	8	Bolt m10 x 1.5 x 85	34	64814	2	Chain



79008 OUTBOARD DRIVESHAFT ASSEMBLY
HAYES DANA SERIES 1240
Used on Model SQ84

REF. NO.	PART NO.	QTY.	DESCRIPTION
1	80314	1	Shielded Outer Half Assy.
2	80313	1	Shielded Inner Half Assy.
3	80316	2	Yoke
4	8151600	2	Hex Nut 1/2" – 13 UNC
5	15806	2	Lockwasher 1/2"
6	19044	2	Capscrew 1/2" – 13 UNC x 2-3/4"
7	80315	2	Cross Bearing kit
8	80312	1	Shield Kit w/ Bearings
9	80068	4	Shield Bearing
10	78608	1	Decal, Shield Missing
11	78786	1	Decal



**82626 UNIVERSAL JOINT ASSEMBLY
WITH SHEAR BOLT TORQUE LIMITER**

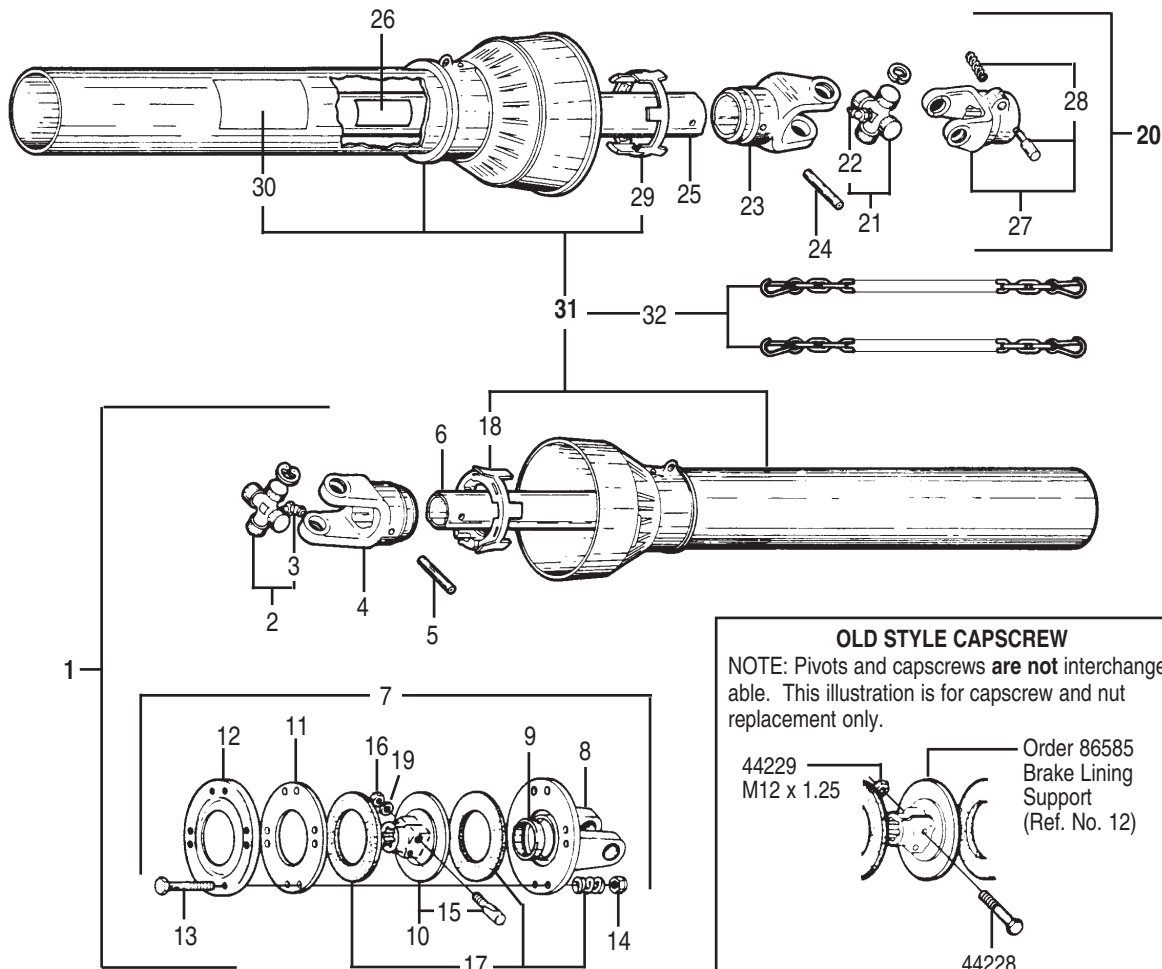
Manufactured by Bondioli & Pavesi

Used on SQ60-3 Lift Models with Splined Input Shaft

For replacement of this driveshaft, order 76734 Driveshaft Assembly

REF. NO.	PART NO.	QTY.	DESCRIPTION
1	82811	1	Shielded Inner Half
2	64694	1	Cross Bearing Kit
3	63956	1	Grease Fitting
4	78570	1	Yoke for Inner Tube
5	82801	1	Inner Tube
6	78578	1	Roll Pin
7	69441	1	Shear Bolt Torque Limiter
8	69440	1	Shear Limiter Housing
9	69438	1	Shear Limiter
10	69439	1	Grease Fitting
11	65224	23	Ball
12	65291	1	Q.D. Pin Kit
13	81976	1	Shear Bolt Kit
14	44275	5	Shear Bolt M8 x 1.25 x 50
15	44185	5	Locknut M8 x 1.25
16	66117	1	Inner Guard Bearing

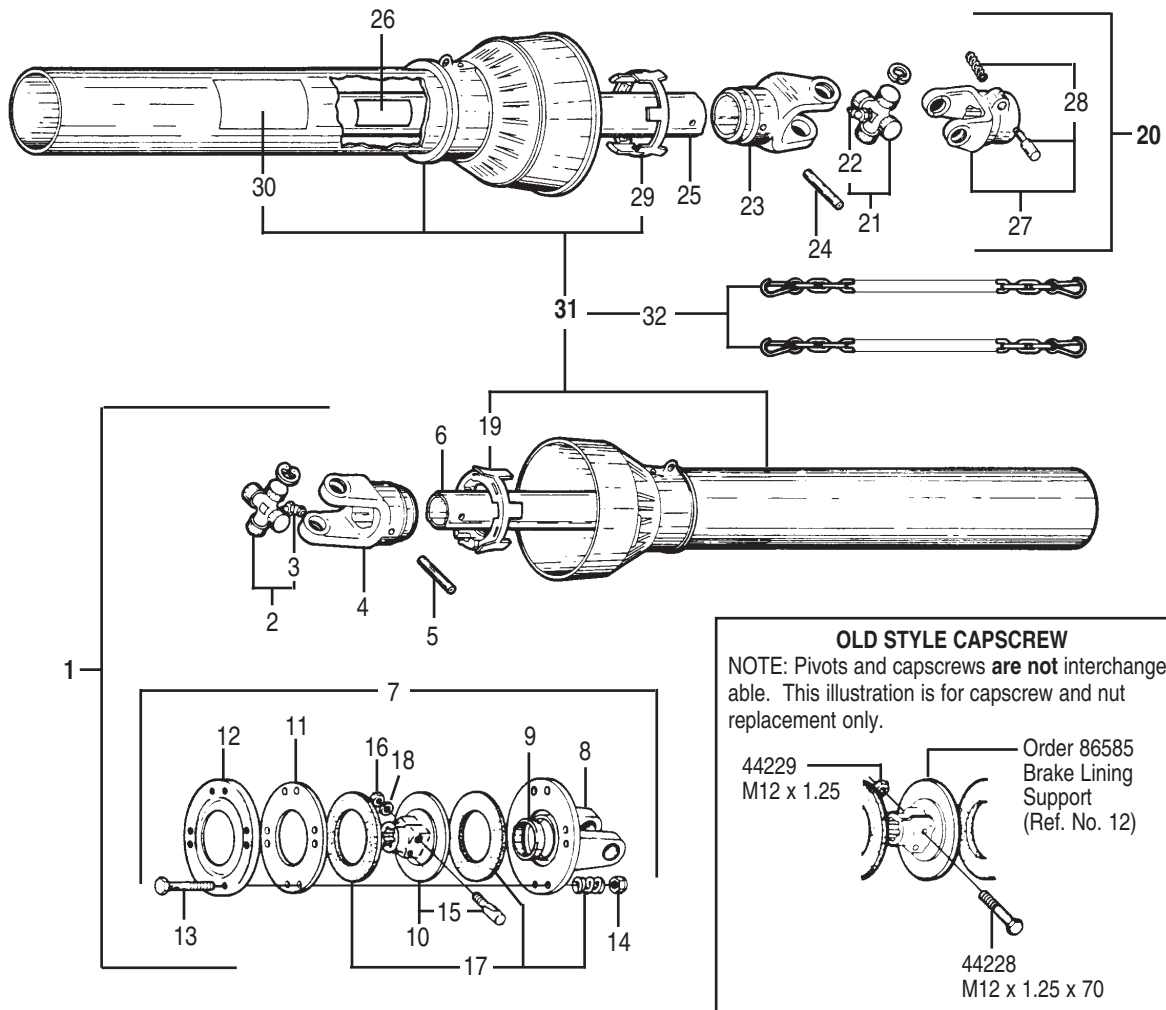
REF. NO.	PART NO.	QTY.	DESCRIPTION
17	82804	1	Shielded Outer Half
18	64694	1	Cross Bearing Kit
19	63956	1	Grease Fitting
20	78571	1	Yoke for Outer Tube
21	78577	1	Roll Pin
22	82800	1	Outer Tube
23	78786	1	Danger Decal
24	64692	1	Q.D. Yoke Assembly
25	63945	1	Q.D. Pin Kit
26	66120	1	Outer Guard Bearing
27	64571	1	Danger Decal
28	90012	1	Safety Guard Assembly



**86675 UNIVERSAL JOINT
WITH FRICTION DISC TORQUE LIMITER**
 Manufactured by Bondioli & Pavesi
 Used On: SQ60-4 Lift Type Models and SQ84 Models
 with Splined Input Shaft on Gearbox
 Replaced by 88643 Driveshaft

REF. NO.	PART NO.	QTY.	DESCRIPTION
1	90023	1	Shielded Inner Half
2	64694	1	Cross Bearing Kit
3	63956	1	Grease Fitting
4	78570	1	Yoke for Inner Tube
5	78578	1	Roll Pin
6	82801	1	Inner Tube
7	86667	1	Friction Disc Torque Limiter
8	68969	1	Flanged Yoke
9	64828	1	Collar
10	86585	1	Brake Lining Support Kit w/ Pivot
11	64650	1	Inner Plate
12	64649	1	Pressure Plate
13	44155	8	Bolt M10 x 1.5 x 85
14	44154	8	Toplock Nut M10 x 1.5
15	90938	1	Pivot Assembly
16	44244	1	Locknut M12 x 1.75

REF. NO.	PART NO.	QTY.	DESCRIPTION
17	95781	1	Torque Limiter Kit
18	66177	1	Inner Guard Bearing
19	44200	1	Lockwasher M12
20	82804	1	Shield Outer Half
21	64694	1	Cross Bearing Kit
22	63956	1	Grease Fitting
23	78571	1	Yoke for Outer Tube
24	78577	1	Roll Pin
25	82800	1	Outer Tube
26	78786	1	Danger Decal
27	64692	1	Q.D. Yoke
28	63945	1	Q.D. Pin Kit
29	66120	1	Outer Guard Bearing
30	64571	1	Danger Decal
31	90024	1	Safety Guard Assembly
32	64814	2	Chain

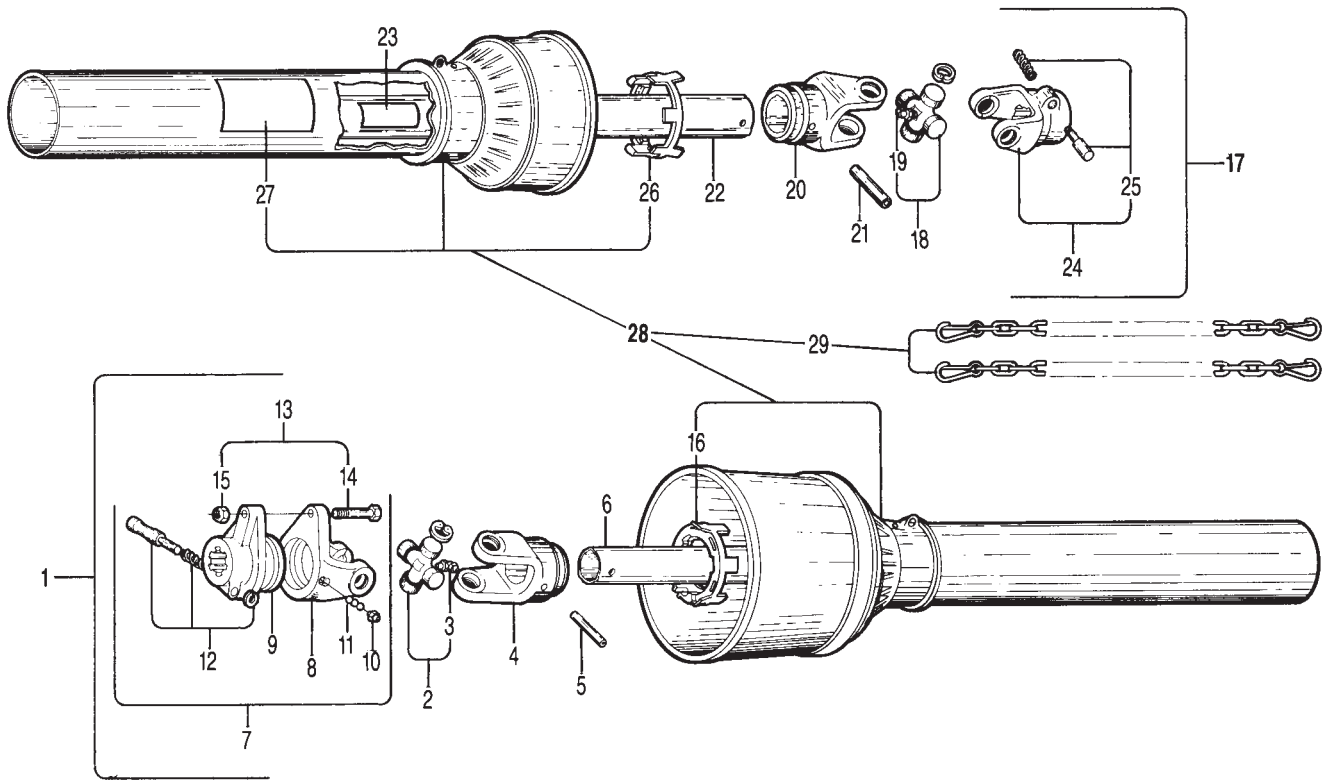


**86590 UNIVERSAL JOINT
 WITH FRICTION DISC TORQUE LIMITER**

*Mfd. by Bondioli & Pavesi
 Used On: SQ60-4 & SQ72-3 Pull Models
 with Splined Input Shaft on Gearbox*

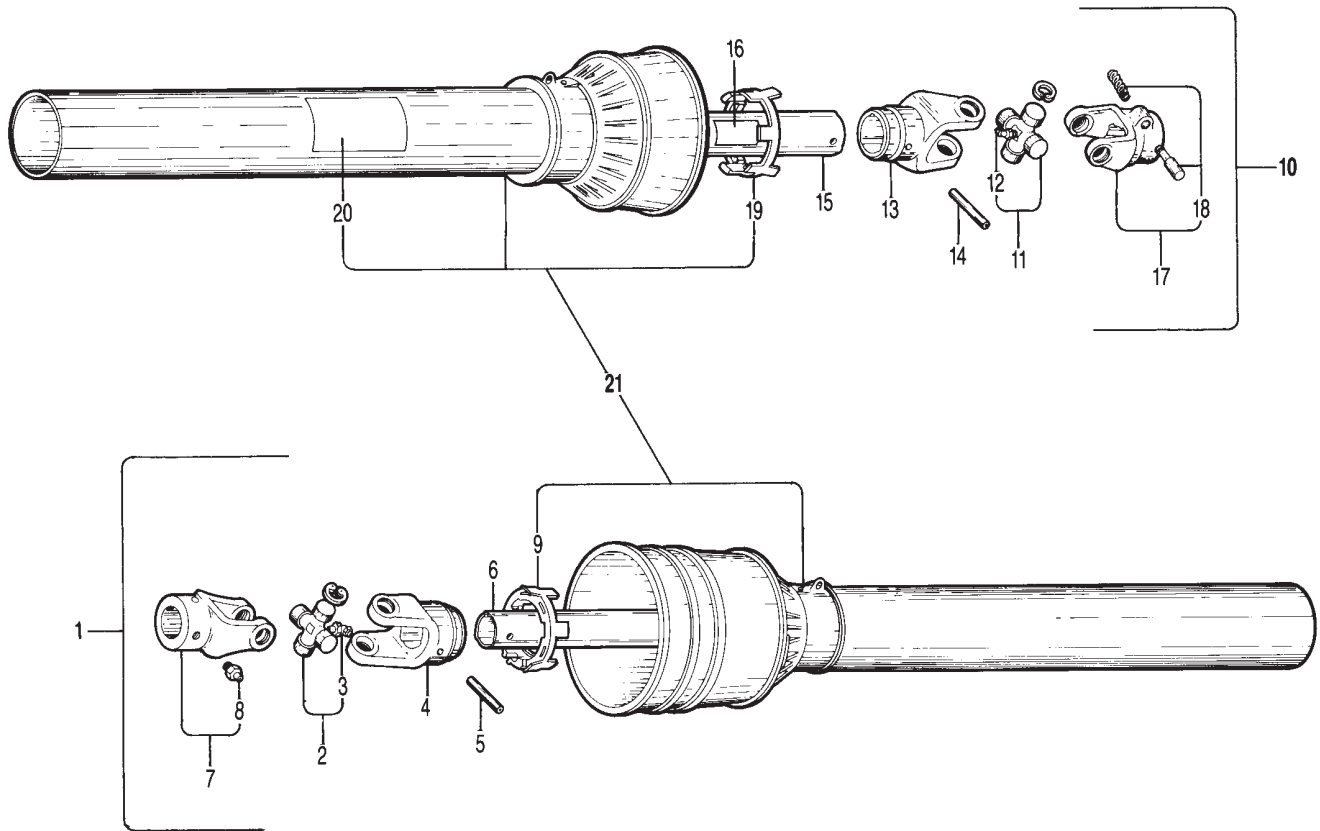
REF. NO.	PART NO.	QTY.	DESCRIPTION
1	86633	1	Shielded Inner Half
2	64610	1	Cross Bearing Kit
3	63956	1	Grease Fitting
4	66109	1	Yoke for Inner Tube
5	66110	1	Roll Pin
6	82828	1	Inner Shaft
7	86672	1	Friction Disc Torque Limiter
8	82254	1	Flanged Yoke
9	64828	1	Collar
10	86585	1	Brake Lining Support Kit w/ Pivot
11	64650	1	Inner Plate
12	64649	1	Pressure Plate
13	44155	8	Bolt M10 x 1.5 x 85, Gr.8.8
14	44154	8	Toplock Nut M10 x 1.5
15	90938	1	Pivot Assembly
16	44244	1	Locknut M12 x 1.75

REF. NO.	PART NO.	QTY.	DESCRIPTION
17	95781	1	Torque Limiter Kit
18	44200	1	Lockwasher M12
19	65700	1	Inner Guard Bearing
20	82259	1	Shielded Outer Half
21	64610	1	Cross Bearing Kit
22	63956	1	Grease Fitting
23	66112	1	Yoke for Outer Tube
24	66113	1	Roll Pin
25	82827	1	Outer Tube
26	78786	1	Danger Decal
27	50049549	1	Q.D. Yoke
28	63945	1	Q.D. Pin Kit
29	65704	1	Outer Guard Bearing
30	64571	1	Danger Decal
31	82268	1	Safety Guard Assembly
32	64814	2	Chain



**81125 UNIVERSAL JOINT
WITH SHEAR BOLT TORQUE LIMITER**
Used on SQ60-4 & SQ72-3 Pull Models
with Splined Input Shaft

REF. NO.	PART NO.	QTY.	DESCRIPTION	REF. NO.	PART NO.	QTY.	DESCRIPTION
1	82260	1	Shielded Inner Half	17	82259	1	Shielded Outer Half
2	64610	1	Cross Bearing Kit	18	64610	1	Cross Bearing Kit
3	63956	1	Grease Fitting	19	63956	1	Grease Fitting
4	66109	1	Yoke for Inner Tube	20	66112	1	Yoke for Outer Tube
5	66110	1	Roll Pin	21	66113	1	Roll Pin
6	82828	1	Inner Tube	22	82827	1	Outer Tube
7	69451	1	Shear Bolt Torque Limiter	23	78786	1	Danger Decal
8	69450	1	Shear Limiter Housing	24	50049549	1	Q.D. Yoke
9	69449	1	Shear Limiter	25	63945	1	Q.D. Pin Kit
10	69439	1	Grease Fitting	26	65704	1	Outer Guard Bearing
11	65224	23	Ball	27	64751	1	Danger Decal
12	65291	1	Q.D. Pin Kit	28	82263	1	Safety Guard
13	81976	1	Shear Bolt Kit	29	64814	2	Chain
14	44275	5	Shear Bolt M8 x 1.25 x 50				
15	44185	5	Locknut M8 x 1.25				
16	65700	1	Inner Guard Collar				



82625 DRIVESHAFT ASSEMBLY

Manufactured by Bondioli & Pavesi

Used on Models SQ36,

SQ42-2 S/N 11-00869 to 11-04721

SQ48-2 S/N 11-03425 to 11-11167

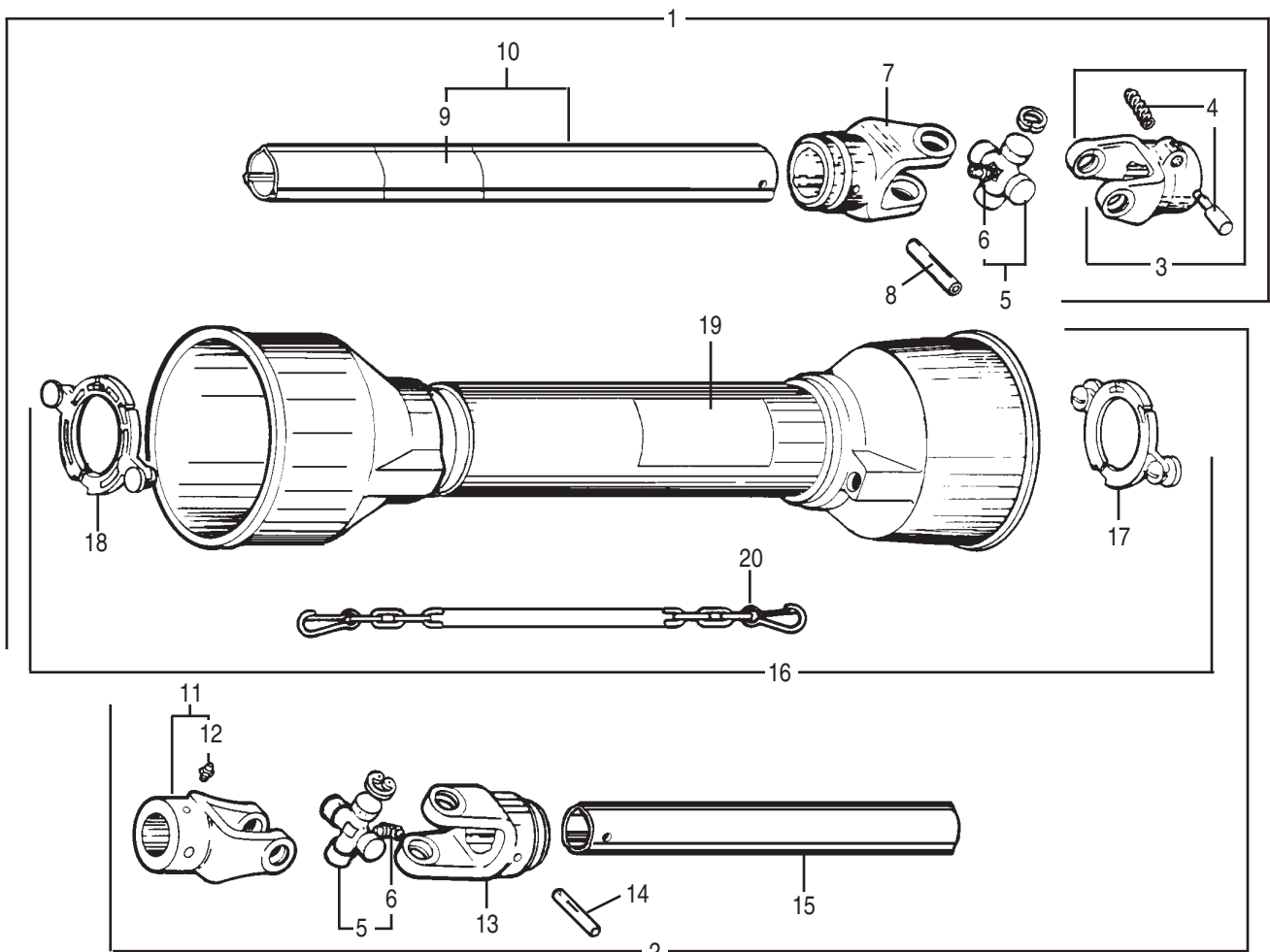
SQ48-3 All Models to 11-11167

SQ60-2 S/N 11-19882 to 11-24221

**FOR REPLACEMENT OF THIS DRIVESHAFT
ORDER 82805 INNER HALF AND 90010 OUTER HALF**

REF. NO.	PART NO.	QTY.	DESCRIPTION
1	82805	1	Shielded Inner Half
2	64694	1	Cross Bearing Kit
3	63956	1	Grease Fitting
4	78570	1	Yoke for Inner Tube
5	78578	1	Roll Pin
6	82801	1	Inner Tube
7	64693	1	Outer Tube Assembly
8	63946	1	Grease Fitting
9	66117	1	Inner Guard Bearing

REF. NO.	PART NO.	QTY.	DESCRIPTION
10	82804	1	Shielded Outer Half
11	64694	1	Cross Bearing Kit
12	63956	1	Grease Fitting
13	78571	1	Yoke for Outer Tube
14	78577	1	Roll Pin
15	82800	1	Outer Tube
16	78786	1	Danger Decal
17	64692	1	Q.D. Yoke
18	63945	1	Q.D. Pin Kit
19	66120	1	Outer Guard Bearing
20	64571	1	Danger Decal
21	82806	1	Safety Guard



88642 DRIVESHAFT ASSEMBLY (SHEAR PIN PROTECTION)

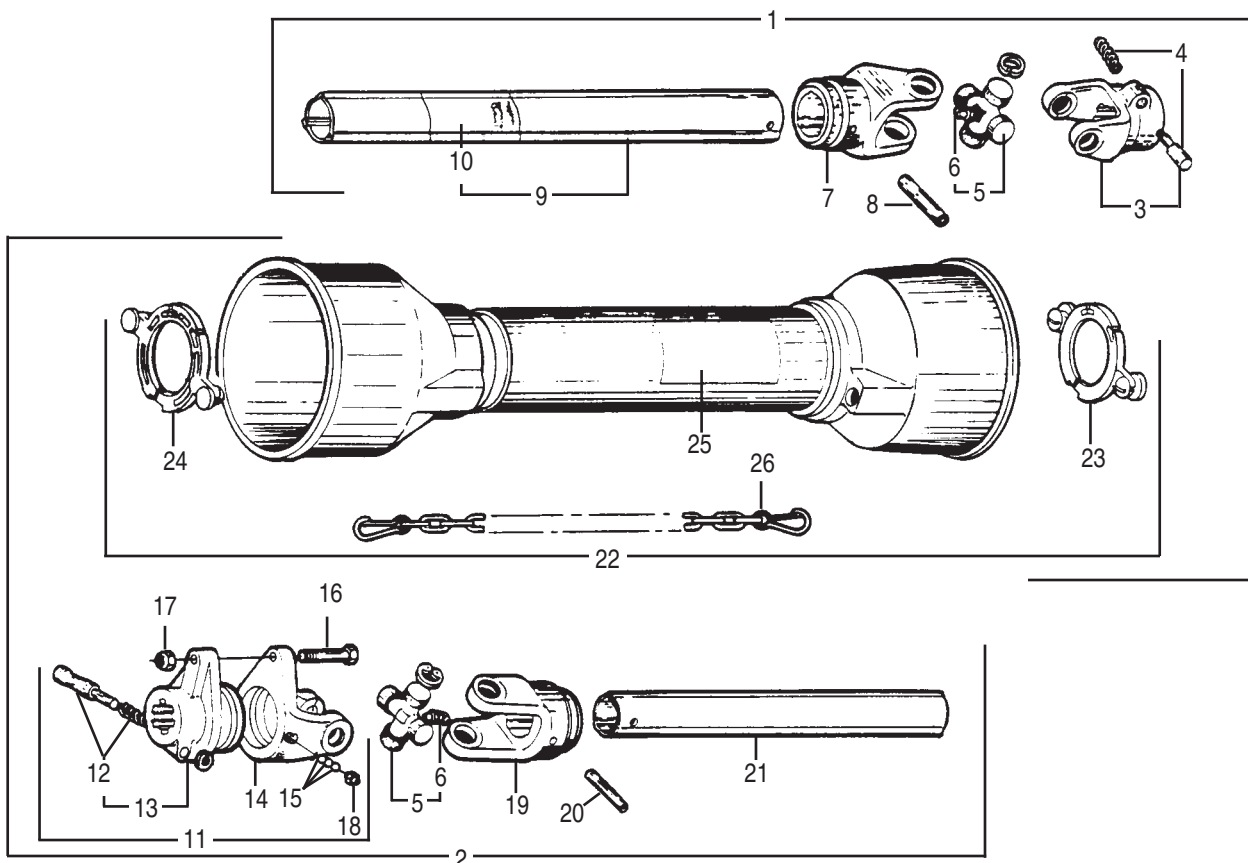
MFG BY BINACCHI

REPLACED BY 76733 DRIVESHAFT

For Models SQ42-3 & SQ-84-4

Serial Numbers 12-00001 and Above

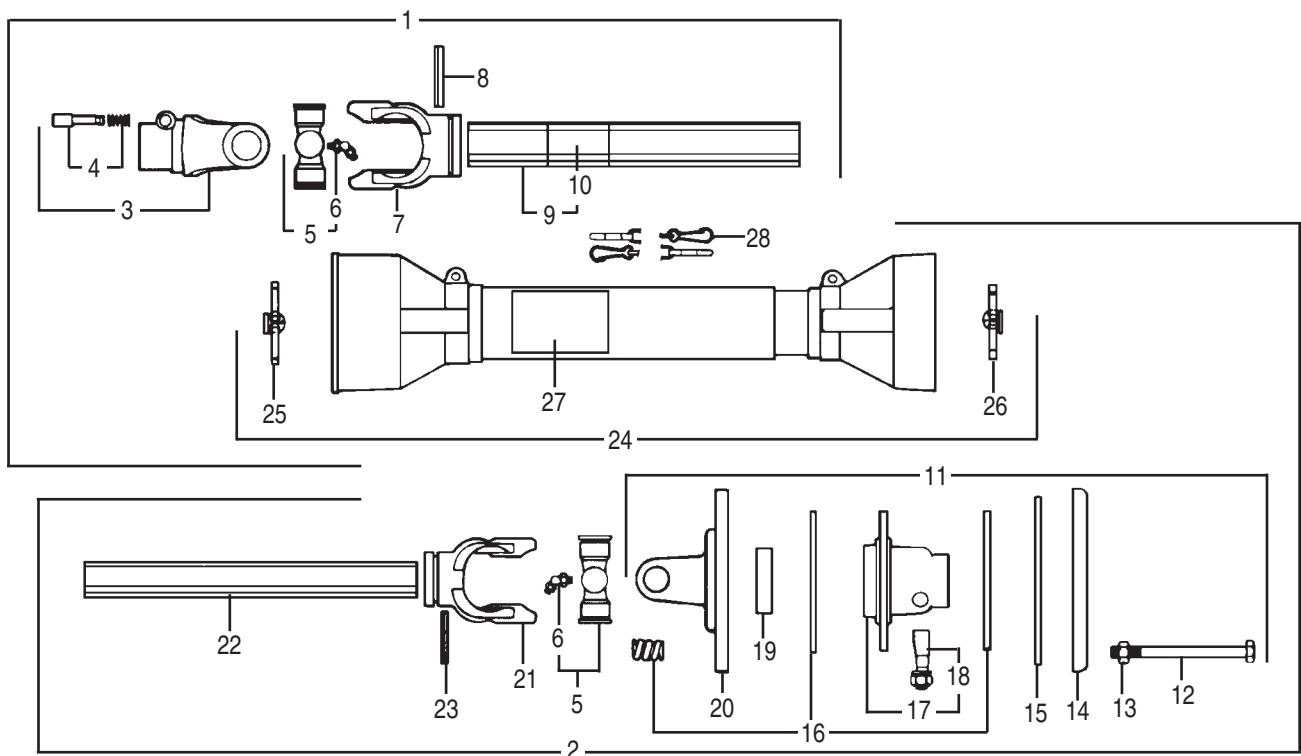
REF. NO.	PART NO.	QTY.	DESCRIPTION
1	90010	1	Tractor Half Assy. (Shielded)
2	90022	1	Implement Half Assy. (Shielded)
3	64692	1	Yoke Assy. 1-3/8", 6 Spline
4	63945	1	Q.D. Pin Kit
5	64694	2	Cross Bearing Kit
6	63956	2	Grease Fitting
7	78571	1	Yoke Outer Tube
8	78577	1	Flexible Pin (Outer Tube)
9	78786	1	Danger Decal (Shield Missing)
10	82800	1	Outer Tube
11	81447	1	Implement Yoke
12	63940	1	Grease Fitting
13	78570	1	Yoke, Inner Tube
14	78578	1	Flexible Pin (Inner Tube)
15	82801	1	Inner Tube
16	90012	1	Complete Shield Ass.
17	90008	1	Shield Bearing (Outer)
18	50042832	1	Shield Bearing (Inner)
19	78608	1	Danger Decal
20	64814	2	Chain



**DRIVESHAFT/ SHEARBOLT TORQUE LIMITER
MFD. BY BINACCHI**

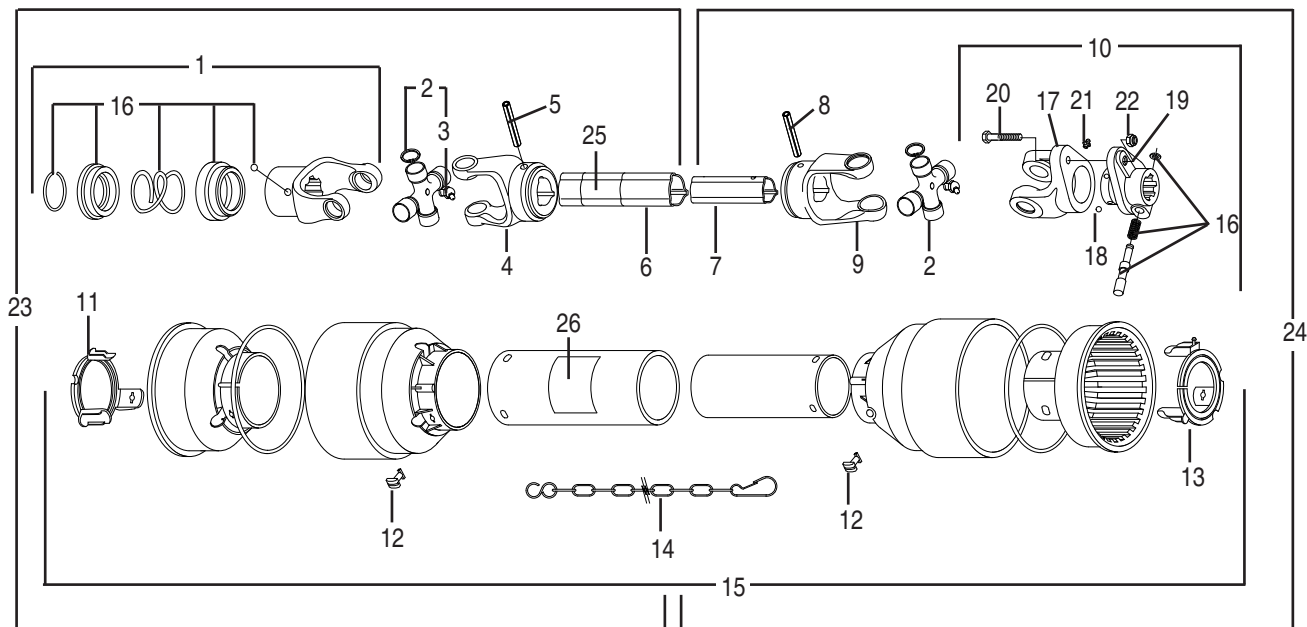
(OBSOLETE) 88644 DRIVESHAFT ASSY. FOR SQ60-5 LIFT MODELS — REPLACED BY 76734
 (OBSOLETE) 88646 DRIVESHAFT ASSY. FOR SQ72-4 LIFT MODELS — REPLACED BY 76737
 (OBSOLETE) 88648 DRIVESHAFT ASSY FOR SQ60-5/SQ72-4 PULL MODELS — REPLACED BY 76740
 ALL MODELS SERIAL NO. 12-00001 AND ABOVE

REF. NO.	PART NUMBER			QTY.	DESCRIPTION
	SQ60 Lift 88644 Assy	SQ72 Lift 88646 Assy	SQ60/SQ72 88648 Assy		
1	90010	90017	90255	1	Tractor Half Assy.
2	90011	90018	90526	1	Implement Half Assy.
3	64692	64692	64692	1	Tractor Yoke 1-3/8" - 6 Spline
4	63945	63945	63945	1	Q.D. Pin Kit
5	64694	64694	64694	2	Cross Bearing Kit
6	63956	63956	63956	2	Grease Fitting
7	78571	78571	78571	1	Yoke Outer Tube
8	78577	78577	78577	1	Flexible Pin (Outer Yoke & Tube)
9	82800	90020	90253	1	Outer Tube
10	78786	78786	78786	1	Danger Decal
11	69441	69441	69441	1	Torque Limiter
12	65291	65291	65291	1	Q.D. Pin Kit
13	69438	69438	69438	1	Hub w/ Q.D. Pin
14	69440	69440	69440	1	Yoke
15	65224	65224	65224	23	Ball Bearing
16	44192	44192	44192	1	Capscrew M8 x 1.25 x 50
17	44185	44185	44185	1	Locknut M8 x 1.25
18	69439	69439	69439	1	Grease Fitting
19	78570	78570	78570	1	Yoke, Inner Tube
20	78578	78578	78578	1	Flexible Pin (Inner Yoke & Tube)
21	82801	90021	90254	1	Inner Tube
22	90012	90019	90257	1	Shield Assembly
23	90008	90008	90008	1	Outer Shield Bearing
24	50042832	50042832	50042832	1	Inner Shield Bearing
25	78608	78608	78608	1	Danger Decal
26	64814	64814	64814	2	Chain



DRIVESHAFT/ SLIP CLUTCH TORQUE LIMITER/ MFD. BY BINACCHI
(OBSOLETE) 88643 DRIVESHAFT ASSY. FOR SQ60-5 & SQ84 LIFT MODELS — REPLACED BY 76735
(OBSOLETE) 88647 DRIVESHAFT ASSY. FOR SQ60-5 & SQ72-4 PULL MODELS — REPLACED BY 76736
(OBSOLETE) 88941 DRIVESHAFT ASSY. FOR SQ72-4 LIFT MODELS — REPLACED BY 76738
All Models Serial No. 12-00001 and Above

REF. NO.	PART NUMBER			QTY.	DESCRIPTION
	SQ60 Lift 84-88643	SQ60 Pull 72-88647	Lift SQ72 88941		
1	90010	90255	90260	1	Tractor Half Assy.
2	90023	90266	90261	1	Implement Half Assy.
3	64692	64692	64692	1	Tractor Yoke 1-3/8" - 6 Spline
4	63945	63945	63945	1	Q.D. Pin Kit
5	64694	64694	64694	2	Cross Bearing Kit
6	63956	63956	63956	2	Grease Fitting
7	78571	78571	78571	1	Yoke Outer Tube
8	78577	78577	78577	1	Flexible Pin (Outer Tube)
9	82800	90253	90258	1	Outer Tube
10	78786	78786	78786	1	Danger Decal
11	86667	86667	86667	1	Torque Limiter
12	44155	44155	44155	8	Capscrew M10 x 1.5 x 85
13	44154	44154	44154	8	Locknut M10 x 1.5
14	64649	64649	64649	1	Pressure Plate
15	64650	64650	64650	1	Inner Plate
16	95781	95781	95781	1	Torque Limiter Kit
17	86589	86589	86589	1	Hub w/ Pivot
18	83060	83060	83060	1	Pivot
	44200	44200	44200	1	Lockwasher M12
	44244	44244	44244	1	Hex Nut M12 x 1.75
19	64828	64828	64828	1	Bushing
20	68969	68969	68969	1	Flange
21	78570	78570	78570	1	Yoke, Inner Tube
22	82801	90254	90259	1	Inner Tube
23	78578	78578	78578	1	Flexible Pin (Inner Tube)
24	90024	90267	90262	1	Shield Assembly
25	90008	90008	90008	1	Outer Shield Bearing
26	50042832	50042832	50042832	1	Inner Shield Bearing
27	78608	78608	78608	1	Danger Decal
28	64814	64814	64814	2	Chain



76734 DRIVESHAFT ASSEMBLY WITH OFFSET SHEAR BOLT
 For SQ60 Lift Models. Replaced by 50053123 Driveshaft.

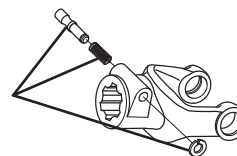
76740 DRIVESHAFT ASSEMBLY WITH OFFSET SHEAR BOLT
 For SQ72 Pull Models. Replaced BY 50053122 Driveshaft.

76737 DRIVESHAFT ASSEMBLY WITH OFFSET SHEAR BOLT
 For SQ72 Lift Models. Replaces 92955 Driveshaft.

Manufactured by Comer / EG

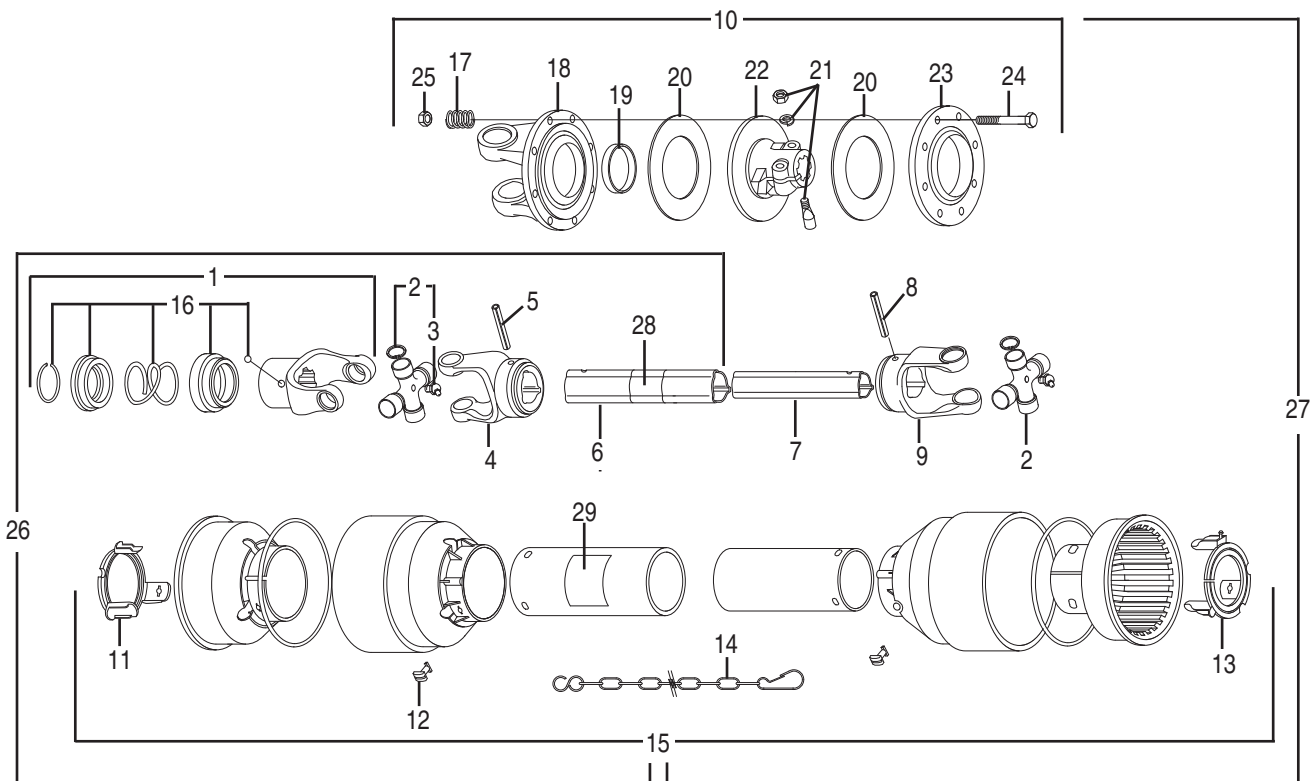
REF. NO.	PART NO.	QTY.	DESCRIPTION
1	76711	1	Complete Collar Yoke
2	64694	2	Cross Journal Set
3	63956	2	Grease Nipple
4	78571	1	Outer Yoke
5	78577	1	Roll Pin for Outer Tube
6	82800	1	Outer Tube (76734)
	90253	1	Outer Tube (76740)
	90020	1	Outer Tube (76737)
7	82801	1	Inner Tube (76734)
	90254	1	Inner Tube (76740)
	90021	1	Inner Tube (76737)
8	78578	1	Roll Pin for Inner Tube
9	78570	1	Inner Yoke
10	76151	1	Complete Shear Bolt Yoke Assy. (76734, 76737)
	99847	1	Complete Shear Bolt Assy (76740)
11	76192	1	Guard Retaining Collar, Outer
12	87992	6	Bolt
13	76191	1	Guard Retaining Collar, Inner
14	64814	2	Safety Chain
15	76135	1	Complete Shield (76734)
	76145	1	Complete Shield (76740)
	76134	1	Complete Shield (76737)
16	50017480	2	Ball Collar Kit 1-3/8"
17	76160	1	Yoke

76062 Push Pin Set



Note: Some early driveshafts were shipped with push pins on the tractor yoke end. Order 76062 push pin set to replace pin. Order 76711 for complete yoke replacement.

REF. NO.	PART NO.	QTY.	DESCRIPTION
18	76202	23	Ball
19	76127	1	Hub
20	44275	1	Capcrew M8 x 1.25 x 50
21	63946	1	Grease Fitting (76734 & 76737)
	88094	1	Grease Fitting (76740)
22	44306	6	Hex Nut M8 x 1.25
23	76808	1	Half Female Shaft w/ Shield (76734)
	76811	1	Half Female Shaft w/ Shield (76740)
	76812	1	Half Female Shaft w/ Shield (76737)
24	76094	1	Half Male Shaft w/ Shield (76734)
	76093	1	Half Female Shaft w/ Shield (76740)
	76095	1	Half Female Shaft w/ Shield (76737)
25	78786	1	Danger Decal, Outer Tube
26	78608	1	Danger Decal, Outer Shield



76735 DRIVESHAFT W/ SLIP CLUTCH FOR SQ60 LIFT & SQ84 MODELS

Mfd. by Comer. Replaced by 50053126 Driveshaft.

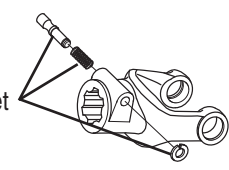
76736 DRIVESHAFT W/ SLIP CLUTCH FOR SQ60 & SQ72 PULL MODELS

Mfd. by Comer. Replaces 92954 Driveshaft

76738 DRIVESHAFT W/ SLIP CLUTCH FOR SQ72 LIFT MODELS

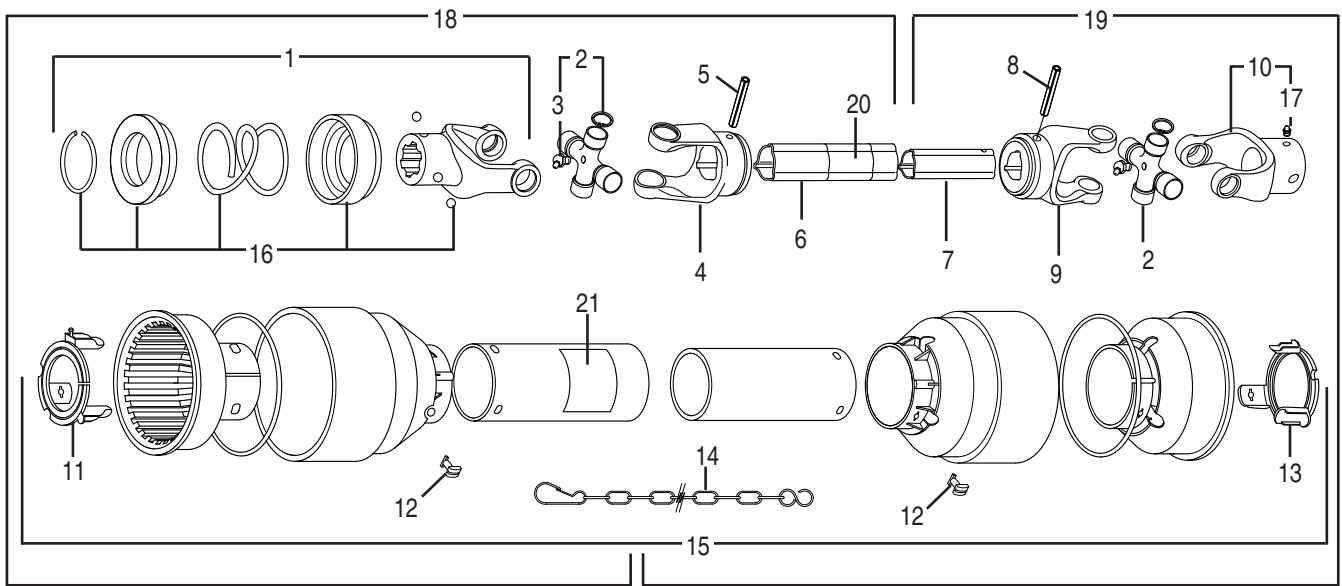
Mfd. by Comer. Replaced by 50053125 Driveshaft.

REF. NO.	PART NO.	QTY.	DESCRIPTION
1	76711	1	Complete Collar Yoke
2	64694	2	Cross Journal Set
3	63956	2	Grease Nipple
4	78571	1	Outer Yoke
5	78577	1	Roll Pin for Outer Tube
6	82800	1	Outer Tube (76735)
	90253	1	Outer Tube (76736)
	90258	1	Outer Tube (76738)
7	82801	1	Inner Tube (76735)
	90254	1	Inner Tube (76736)
	90259	1	Inner Tube (76738)
8	78578	1	Roll Pin for Inner Tube
9	78570	1	Inner Yoke
10	76152	1	Complete Disc Clutch
11	76192	1	Guard Retaining Collar, Outer
12	87992	6	Bolt
13	76191	1	Guard Retaining Collar, Inner
14	64814	2	Safety Chain
15	76141	1	Complete Shield (76735)
	76143	1	Complete Shield (76736)
	76140	1	Complete Shield (76738)
16	50017480	1	Ball Collar Kit 1-3/8"
17	76080	8	Spring
18	76159	1	Flanged Yoke
19	76195	1	Bushing
20	76194	2	Lining Ring

76062 Push Pin Set 

Note: Some early driveshafts were shipped with push pins on the tractor yoke end. Order 76062 push pin set to replace pin. Order 76711 for complete yoke replacement.

REF. NO.	PART NO.	QTY.	DESCRIPTION
21	76064	1	Tapered Pin Set 1-3/8"
22	76161	1	Clutch Support
23	76196	1	Pressure Plate
24	44300	8	Capscrew M10 x 1.25 x 80
25	44298	8	Hex Nut M10 x 1.25
26	76808	1	Half Female Shaft w/ Shield (76735)
	76811	1	Half Female Shaft w/ Shield (76736)
	76829	1	Half Female Shaft w/ Shield (76738)
27	76103	1	Half Male Shaft w/ Shield (76735)
	76105	1	Half Male Shaft w/ Shield (76736)
	76102	1	Half Male Shaft w/ Shield (76738)
28	78786	1	Danger Decal, Outer Tube
29	78608	1	Danger Decal, Outer Shield

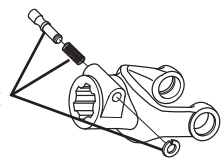


76733 DRIVESHAFT ASSY. W/ SHEAR BOLT FOR SQ48 LIFT MODELS

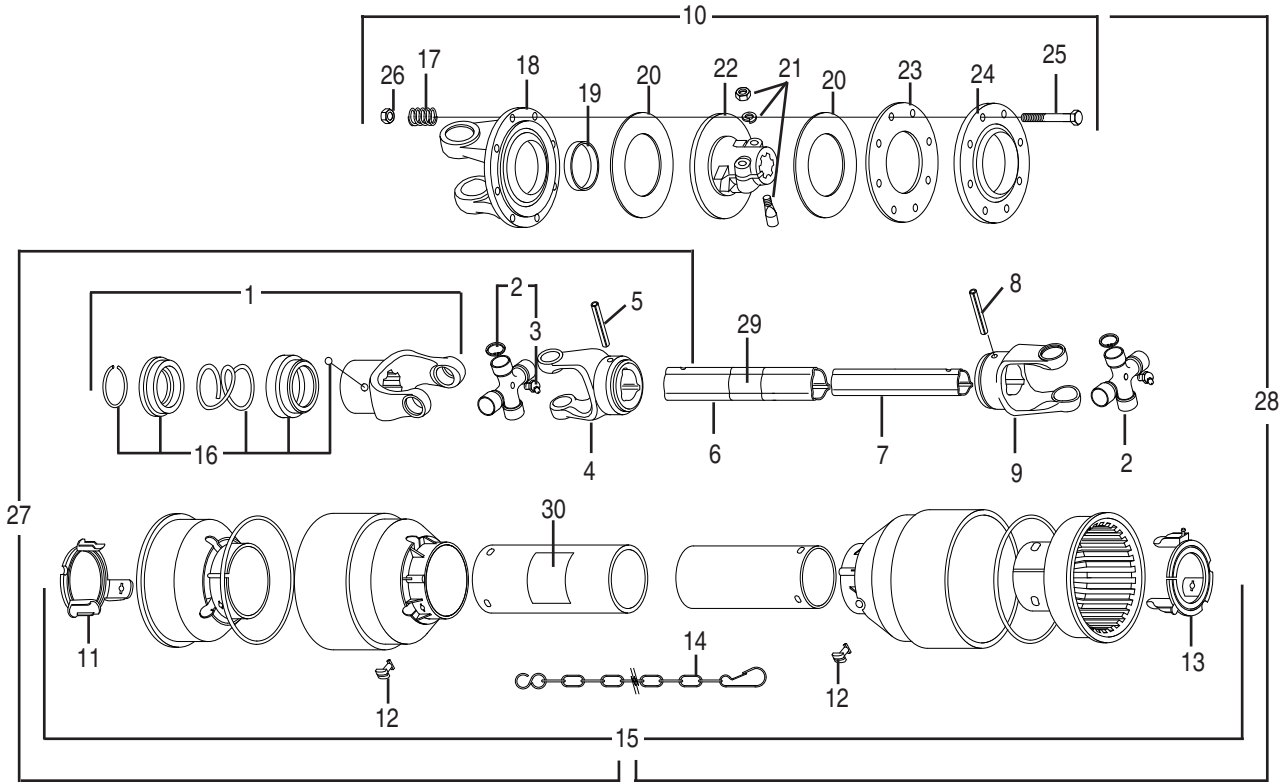
Manufactured by Comer / EG

Replaces 92950 Driveshaft

REF. NO.	PART NO.	QTY.	DESCRIPTION
1	76711	1	Complete Collar Yoke
2	64694	2	Cross Journal Set
3	63956	2	Grease Nipple
4	78571	1	Outer Yoke
5	78577	1	Roll Pin for Outer Tube
6	82800	1	Outer Tube
7	82801	1	Inner Tube
8	78578	1	Roll Pin for Inner Tube
9	78570	1	Inner Yoke
10	81447	1	Yoke w/ Grease Nipple
11	76192	1	Guard Retaining Collar, Outer
12	87992	6	Bolt
13	76191	1	Guard Retaining Collar, Inner
14	64814	2	Safety Chain
15	76135	1	Complete Shield w/ Instr.
16	50017480	1	Ball Collar Kit 1-3/8"
17	63946	1	Grease Nipple
18	76808	1	Half Female Shaft w/ Shield
19	76099	1	Half Male Shaft w/ Shield
20	78786	1	Danger Decal, Outer Tube
21	78608	1	Danger Decal, Outer Shield

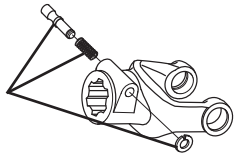
76062 Push Pin Set 

Note: Some early driveshafts were shipped with push pins on the tractor yoke end. Order 76062 push pin set to replace pin. Order 76711 for complete yoke replacement.



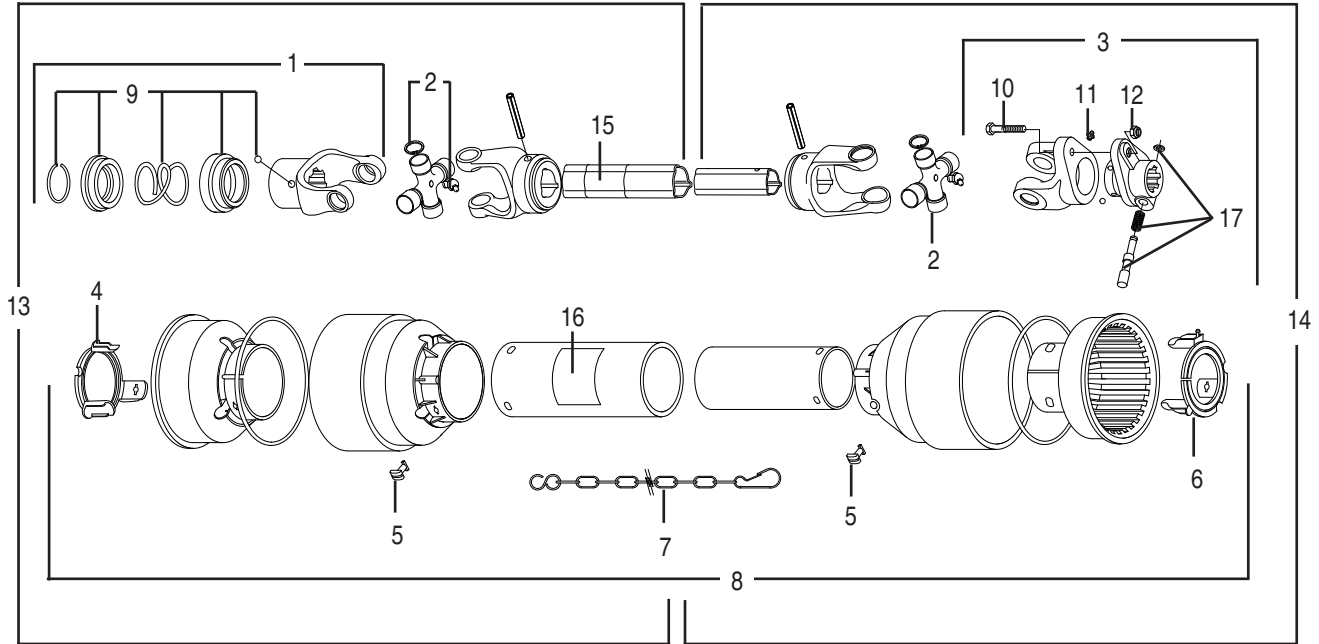
76742 DRIVESHAFT ASSEMBLY
 For SQ7 Models
 Manufactured by Comer / EG
 Replaced by 50053132 Driveshaft Assembly

REF. NO.	PART NO.	QTY.	DESCRIPTION
1	76801	1	Complete Collar Yoke
2	64610	2	Cross Journal Set
3	63956	2	Grease Nipple
4	66112	1	Outer Yoke
5	66869	1	Roll Pin for Outer Tube
6	68998	1	Outer Tube
7	76185	1	Inner Tube
8	66110	1	Roll Pin for Inner Tube
9	66109	1	Inner Yoke
10	76076	1	Complete Disc Clutch
11	87995	1	Guard Retaining Collar, Outer
12	87992	6	Bolt
13	87993	1	Guard Retaining Collar, Inner
14	64814	2	Safety Chain
15	76147	1	Complete Shield
16	50017480	1	Ball Collar Kit 1-3/8"
17	76080	8	Spring
18	76081	1	Flanged Yoke
19	76082	1	Bushing
20	76083	2	Lining Ring
21	76064	1	Tapered Pin Set 1-3/8"
22	76084	1	Clutch Support
23	76085	1	Inner Plate

76062 Push Pin Set 

Note: Some early driveshafts were shipped with push pins on the tractor yoke end. Order 76062 push pin set to replace pin. Order 76801 for complete yoke replacement.

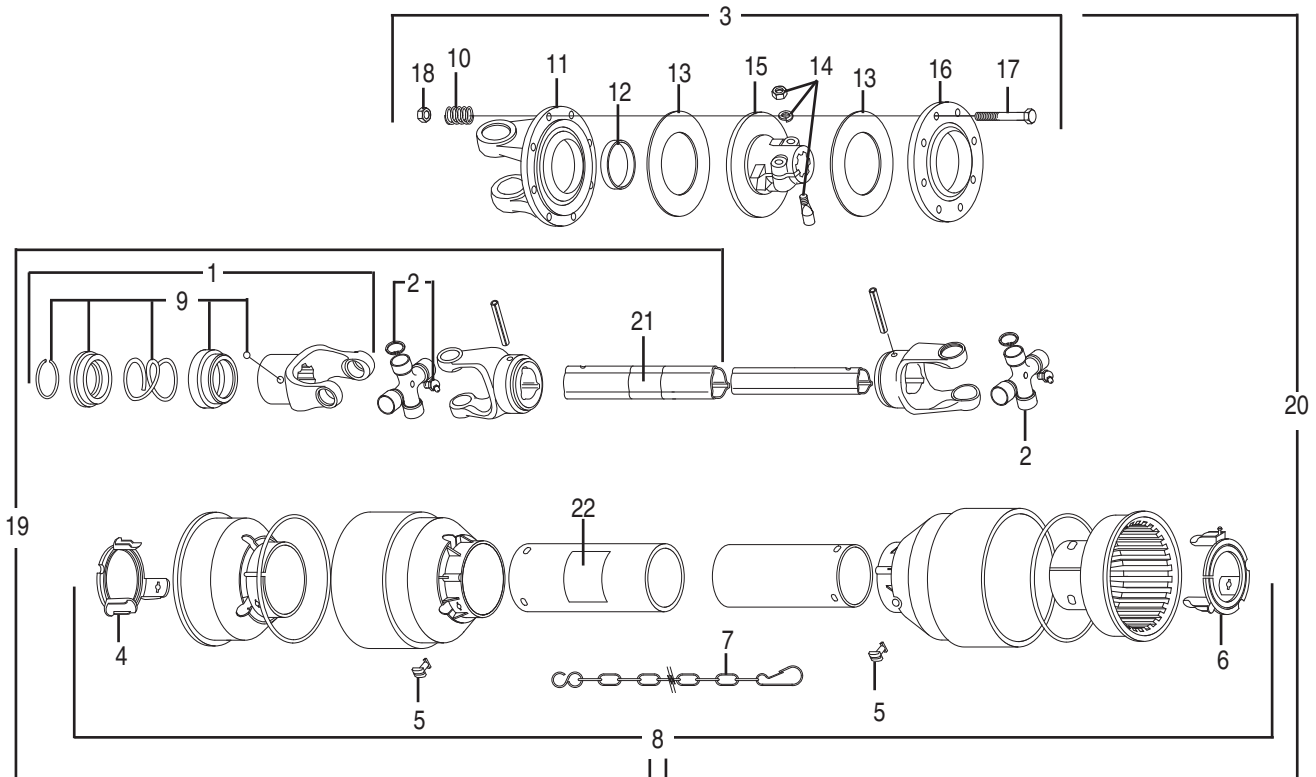
REF. NO.	PART NO.	QTY.	DESCRIPTION
24	76086	1	Pressure Plate
25	44155	8	Capscrew M10 x 1.5x 85
26	44154	8	Lock Nut M10 x 1.5
27	76837	1	Half Female Shaft w/ Shield
28	76117	1	Half Male Shaft w/ Shield
29	78786	1	Danger Decal, Outer Tube
30	78608	1	Danger Decal, Outer Shield



50053123 DRIVESHAFT ASSEMBLY W/ OFFSET SHEAR BOLT
 540 RPM – 1-3/8” – 6 Spline
 Manufactured by Comer (Replaces 76734 Driveshaft)
 Model: SQ60 Lift

50053122 DRIVESHAFT ASSEMBLY W/ OFFSET SHEAR BOLT
 540 RPM – 1-3/8” – 6 Spline
 Manufactured by Comer (Replaces 76740 Driveshaft)
 Model: SQ72 Pull

REF. NO.	PART NO.	QTY.	DESCRIPTION
1	76711	1	Complete Collar Yoke
2	64694	2	Cross Journal Set
3	99847	1	Complete Shear Bolt
4	50053143	1	Guard Retaining Collar, Outer
5	50050289	6	Bolt
6	50053144	1	Guard Retaining Collar, Inner
7	64814	2	Safety Chain
8	50053145	1	Complete Shield (50053123)
	50053151	1	Complete Shield (50053122)
9	50017480	2	Ball Collar Kit1-3/8”
10	44275	6	Capscrew M8 x 1.25 x 50
11	63946	1	Grease Fitting
12	44306	6	Hex Nut M8 x 1.25
13	50053146	1	Half Female Shaft w/ Shield (50053123)
	50053152	1	Half Female Shaft w/ Shield (50053122)
14	50053154	1	Half Male Shaft w/ Shield (50053123)
	50053153	1	Half Male Shaft w/ Shield (50053122)
15	78786	1	Danger Decal, Outer Tube
16	78608	1	Danger Decal, Outer Shield
17	76062	1	Push Pin Set



50053126 DRIVESHAFT W/ SLIP CLUTCH

Mfd. by Comer. Replaces 76735 Driveshaft

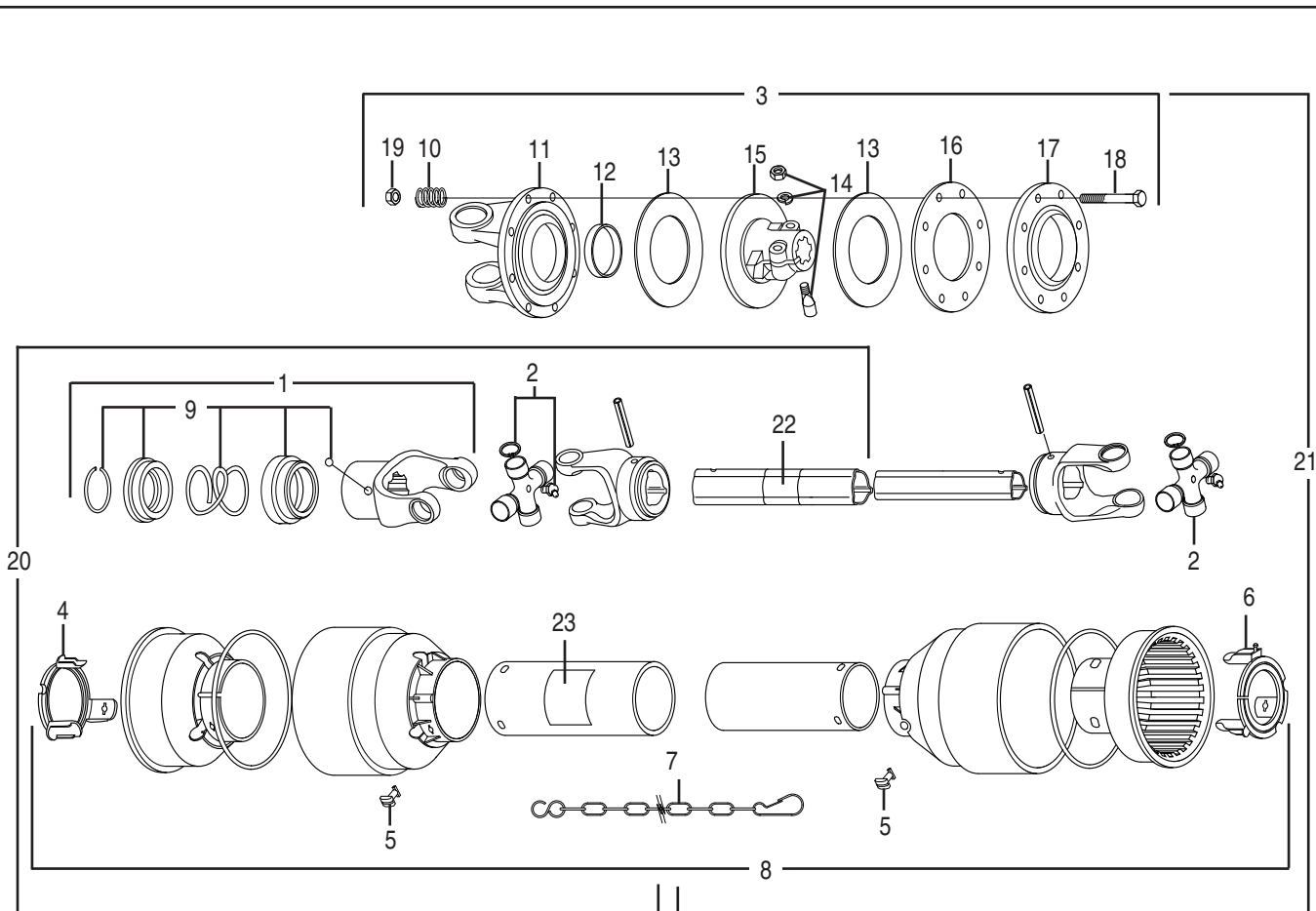
Models: SQ60 & SQ84 Lift

50053125 DRIVESHAFT W/ SLIP CLUTCH

Mfd. by Comer. Replaces 76738 Driveshaft

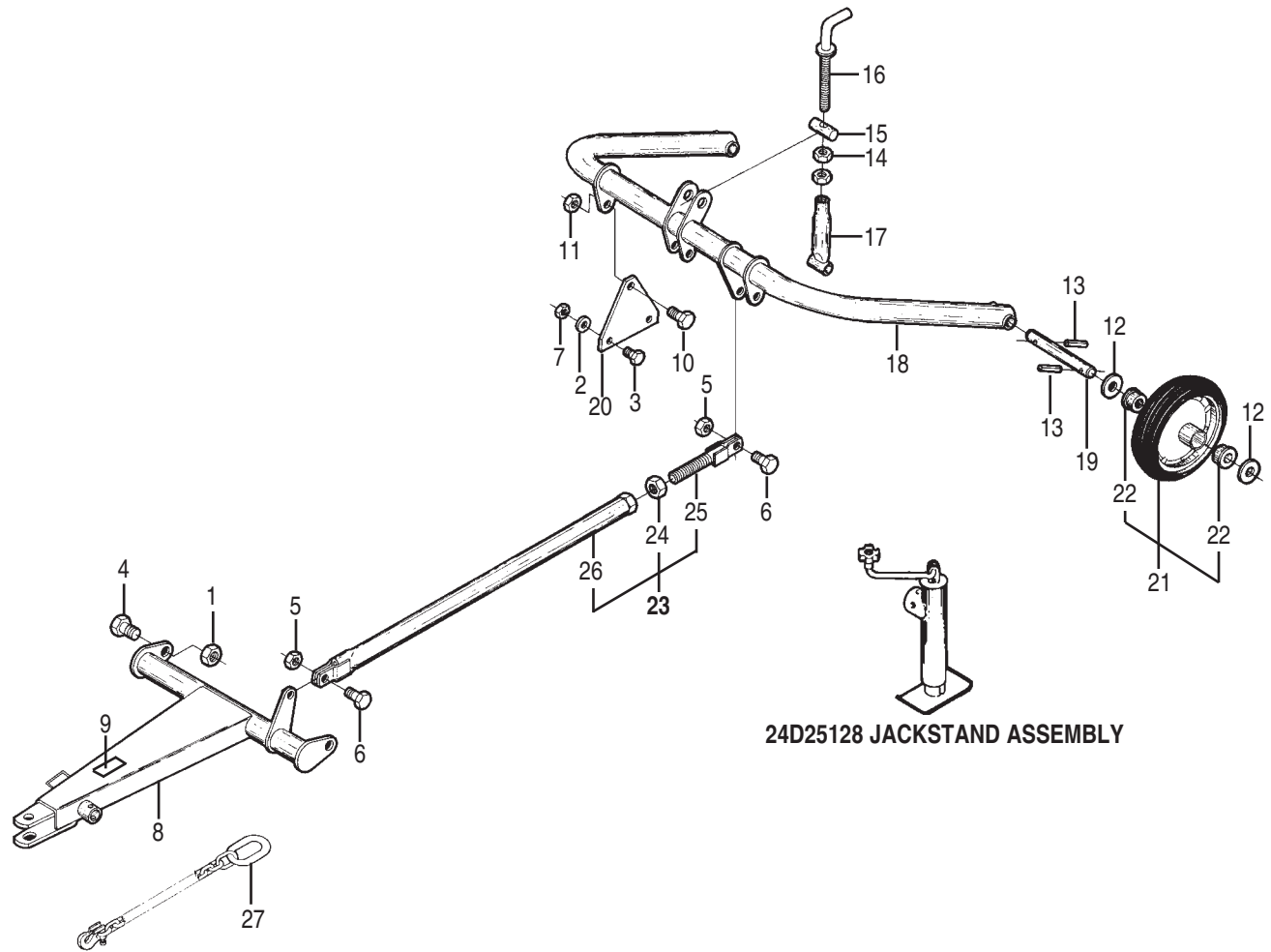
Model: SQ72 Lift

REF. NO.	PART NO.	QTY.	DESCRIPTION
1	76711	1	Complete Collar Yoke
2	64694	2	Cross Journal Set
3	76152	1	Complete Disc Clutch
4	50053143	1	Guard Retaining Collar, Outer
5	50050289	6	Bolt
6	50053144	1	Guard Retaining Collar, Inner
7	64814	2	Safety Chain
8	50053161	1	Complete Shield (50053126)
	50053158	1	Complete Shield (50053125)
9	50017480	1	Ball Collar Kit 1-3/8"
10	76080	8	Spring
11	76159	1	Flanged Yoke
12	76195	1	Bushing
13	76194	2	Lining Ring
14	76064	1	Tapered Pin Set 1-3/8"
15	76161	1	Clutch Support
16	76196	1	Pressure Plate
17	44300	8	Capscrew M10 x 1.25 x 80
18	44298	8	Hex Nut M10 x 1.25
19	50053146	1	Half Female Shaft w/ Shield (50053126)
	50053159	1	Half Female Shaft w/ Shield (50053125)
20	50053162	1	Half Male Shaft w/ Shield (50053126)
	50053160	1	Half Male Shaft w/ Shield (50053125)
21	78786	1	Danger Decal, Outer Tube
22	78608	1	Danger Decal, Outer Shield



50053132 DRIVESHAFT W/ SLIP CLUTCH
 540 RPM, 1-3/8" 6 Spline, Mfd. by Comer
 Used on Model SQ7
 Replaces 76742 Driveshaft

REF. NO.	PART NO.	QTY.	DESCRIPTION	REF. NO.	PART NO.	QTY.	DESCRIPTION
1	76801	1	Complete Collar Yoke	13	76083	2	Lining Ring
2	64610	2	Cross Journal Set	14	76064	1	Tapered Pin Set 1-3/8"
3	76076	1	Complete Disc Clutch	15	76084	1	Clutch Support
4	50053169	1	Guard Retaining Collar, Outer	16	76085	1	Inner Plate
5	50050289	6	Bolt	17	76086	1	Pressure Plate
6	50053240	1	Guard Retaining Collar, Inner	18	44155	8	Capscrew M10 x 1.5 x 85
7	64814	2	Safety Chain	19	44154	8	Lock Nut M10 x 1.5
8	50053249	1	Complete Shield	20	50053250	1	Half Female Shaft w/ Shield
9	50017480	1	Ball Collar Kit 1-3/8"	21	50053251	1	Half Male Shaft w/ Shield
10	76080	8	Spring	22	78786	1	Danger Decal, Outer Tube
11	76081	1	Flanged Yoke	23	78608	1	Danger Decal, Outer Shield
12	76082	1	Bushing				



24D25128 JACKSTAND ASSEMBLY

81095 PULL BUNDLE WITH SOLID TIRES

For Models SQ60-4, SQ60-5

81096 PULL BUNDLE WITH SOLID TIRES

For Models SQ72-3, SQ72-4

REF. NO.	PART NO.	QTY.	DESCRIPTION	REF. NO.	PART NO.	QTY.	DESCRIPTION
1	44149	2	Locknut 7/8" - 9 UNC	15	80123	1	Cross Pivot Shaft
2	—	4	Flatwasher 3/8"	16	80130	1	Turnbuckle Weldment
3	—	4	Capscrew 3/8" - 16 UNC x 1" Gr.5	17	80133	1	Turnbuckle Tube Weldment
4	—	2	Capscrew 7/8" - 9 UNC x 2" Gr.5	18	80135	1	Axle Weldment
5	20414	2	Locknut 5/8" - 11 UNC	19	80139	2	Wheel Axle
6	—	2	Capscrew 5/8" - 11 UNC x 1-1/2" Gr.5	20	80140	2	Pivot Plate
7	09131200	4	Locknut 3/8" - 16 UNC	21	81074	2	Wheel Assembly
8	87508	1	Pull Tongue Weldment w/ Decal	22	88782	2	Bushing
9	87317	1	Important Decal	23	80555	1	Leveling Rod Assy. SQ60-4
	80184	1	Axle Assembly		80556	1	Leveling Rod Assy. SQ72-3
10	—	2	Capscrew 5/8" - 11 UNC x 1-3/4" Gr.5	24	—	1	Hex Nut 7/8" - 9 UNC
11	15598	2	Locknut 5/8" - 11 UNC	25	80545	1	Leveling Rod Weldment
12	20376	4	Flatwasher 1-1/16"	26	80546	1	Leveling Rod Housing SQ60-4
13	20615	4	Roll Pin 5/16" x 1-1/2"		80547	1	Leveling Rod Housing SQ72-3
14	—	2	Hex Nut 3/4" - 10 UNC	27	91091	1	Safety Chain



BUSH HOG[®]

2501 Griffin Ave. • Selma, AL 36703
(334) 872-6261 • (334) 874-2700
Parts Ordering 1-800-304-2836
Fax 1-800-572-1784
www.bushhog.com