

# BUSH HOG®




*Performance  
You Can  
Count  
On™*

## FLEX-WING ROTARY CUTTERS

1812 | 1815 | 2215 | 2810 | 2815 | 3810 | 3815 | 4815 | 2820



**Built**  
**BUSH**  
**HOG**  
**TOUGH**  
in Selma Alabama













# 1812

## FLEX-WING ROTARY CUTTER



The 1812 Flex-Wing Rotary Cutter is designed for small tractors with a PTO horsepower of 50 to 75. The narrow cutting width of 12-feet makes this Flex-Wing ideal for rolling terrain where a wide rigid cutter will not perform as well. Grass, weeds, and brush up to 1 1/2-inch diameter are no match for the hardened parallel uplift blades. The narrow width is also ideal for orchards with prunings that must be cut into smaller pieces. The 1812 has maintenance friendly features, E-Z cleaning decks, high performance cutting and distribution, and it is built Bush Hog® tough for years of reliable service.

## Bush Hog® Features

-  **Center section cushions** are at each axle arm to absorb shocks near the wheels.
-  **Replaceable full length sideband skids** give maximum protection and strength to the sideband.
-  **E-Z clean smooth decks** are on the center and wings.
-  **Wing “free float”** without movement of wing hydraulic cylinder rod extends cylinder life.
-  **Safety lights** for highway travel are standard.
-  **Gearbox oil sight gauge** allows the checking of the oil level in a few seconds.
-  **PTO driveline holder** is standard.
-  **Wheel spindles** are in halves for economy and ease of maintenance.
-  **Wheel hub cap retainers** are standard to prevent loss of cap and hub grease.
-  **Single hydraulic hose** is standard for lifting. Two hoses are optional for lifting wings independently of center section.



Full Length Sideband Skids



Each axle arm on the center section has a rubber cushion to absorb the shock loads near the wheels. Shown with optional dual tires on the center.



Patented oil sight gauge in all three cutting gearboxes for quick and easy monitoring of oil levels.

### SPECIFICATIONS

<b>Cutting Width:</b>	12-feet	<b>Splitter Gearbox Rating:</b>	160 HP
<b>Cutting Height:</b>	2-inches to 12-inches	<b>Cutting Gearbox Rating:</b>	65 HP
<b>Hitch</b>	Cast Clevis	<b>Gearbox Oil Sight Gauge:</b>	Standard
<b>Tongue Weight:</b>	1,086-lbs.	<b>Gearbox Warranty:</b>	5 Years
<b>Estimated Total Weight:</b>	3,278-lbs.	<b>Blade Tip Speed @ 540 pto:</b>	14,464 FPM Center/13,930 Wings
<b>Tractor HP Range@ PTO:</b>	50 to 75	<b>Cutting Capacity:</b>	1 1/2-inch
<b>Side Band:</b>	1/4-inch x 10-inches	<b>Decks:</b>	10-gauge
<b>Blades:</b>	1/2-inch x 3-inches Hi-Uplift	<b>Axle Pivot Points:</b>	Bushings With Grease Fittings
<b>Blade Holder:</b>	Oval Pan	<b>Axle Cushions, Center Section:</b>	Rubber Bumper Near Each Wheel
<b>PTO Drivelines:</b>	ASAE Cat 4, C.V.	<b>Wing Adjustments:</b>	Turnbuckle
<b>Center &amp; Wing Drivelines:</b>	ASAE Cat 3	<b>Safety Tow Chain:</b>	Standard
<b>Wing Flex:</b>	22° Down to 87° Up	<b>Highway Safety Lights:</b>	Standard
<b>Wing Free Float:</b>	22° Down to 25° Up		

Warranty: 1-year limited warranty; 5-years limited warranty on gearboxes.







# 1815

## FLEX-WING ROTARY CUTTER



The new Bush Hog® 1815 Flex-Wing Rotary Cutter is designed to cut weeds, grasses, and brush up to 2 1/2-inches in diameter, and this unit is a great choice for tractors in the 60 to 130 horsepower class. The 1815 is recommended for pasture maintenance, corn shredding, drainage areas, and general maintenance locations such as air strips. The 1815 has maintenance friendly features, smooth decks for E-Z cleaning, high performance cutting and distribution, and like all Bush Hog® rotary cutters, it is built Bush Hog® tough for years of dependable service.

## Bush Hog® Features

-  **Axle spindles** are in halves for quick and economical service.
-  **Center section blades** closely align with center section wheel to better cut the bottom of ditches.
-  **Grease fittings and steel bushings** at axle pivot points for extended life at pivot areas.
-  **Wing free float** without movement of wing hydraulic cylinder rod extends cylinder life.
-  **Optional distribution baffles** spread grass and cornstalks to eliminate windrows.
-  **Improved wing design** results in a clean top and no exposed structure underneath.



Wing free float is 22° down and 25° up without movement of hydraulic cylinder rod for extended cylinder life.



Each axle arm on the center section has a rubber cushion to absorb the shock loads near the wheel.



Patented oil sight gauge in all three cutting gearboxes for quick and easy monitoring of oil level.



Bush Hog's E-Z lube drivelines are quick and easy to service. All grease fittings on the pto CV driveline and wing drivelines closely align for quick location of grease points.

**All grease fittings align for easy service.**

### SPECIFICATIONS

<b>Cutting Width:</b>	15 feet	<b>Wing Free Float:</b>	22° Down to 25° Up
<b>Cutting Height:</b>	2 inches to 14 inches	<b>Splitter Gearbox Rating:</b>	160 HP
<b>Hitch</b>	Perma-Level or Cast Clevis	<b>Cutting Gearbox Rating :</b>	130 HP
<b>Minimum Tractor PTO H.P.:</b>	60	<b>Gearbox Warranty:</b>	5 Years
<b>Side Band:</b>	1/4 inch x 12 inches	<b>Blade Tip Speed 540 / 1000:</b>	15,000 FPM / 15,600 FPM
<b>Blades:</b>	1/2 inch x 4 inches Parallel lift	<b>Cutting Capacity:</b>	2-1/2 inches Diameter
<b>Blade Holder:</b>	Round, 7-gauge	<b>Deck Center:</b>	Single, 10-gauge
<b>PTO drivelines:</b>	540, ASAE Cat 6, C.V.	<b>Deck Wing:</b>	Single, 10-gauge
	1000, ASAE Cat 5, C.V.	<b>Axle Cushions, Center:</b>	On Each Center Axle Arm
<b>PTO Driveline Support:</b>	Standard	<b>Wing Adjustments:</b>	Heavy Duty Turnbuckle
<b>Wing Drivelines:</b>	ASAE Cat 4	<b>Grass/ Crop Distribution:</b>	Optional Baffles
<b>Wing Flex:</b>	22° Down to 87° Up	<b>Safety Tow Chain:</b>	Standard

# 2215








## FLEX-WING ROTARY CUTTER



### **The medium-plus duty Flex-Wing.**

The Bush Hog® model 2215 Flex-Wing rotary cutter is designed to cut grass, weeds, and brush up to 3 ½” in diameter. It is recommended for use in pasture maintenance, crop shredding, and roadside maintenance. With maintenance friendly features such as EZ clean decks, EZ lube drivelines and Bush Hog® tough durability, the 2215 is another Flex-Wing example of Bush Hog® Performance You Can Count On.

## Bush Hog® Features

-  **Axle spindles** are in halves for quick and economical service.
-  **Center section blades** closely align with center section wheel to better cut the bottom of ditches.
-  **Grease fittings and steel bushings** at axle pivot points for extended life.
-  **Wing free float** without movement of wing hydraulic cylinder rod extends cylinder life.
-  **Optional distribution baffles** spread grass and cornstalks to eliminate windrows.
-  **Improved wing design** results in a clean top and no exposed structure underneath.
-  **Patented oil sight gauge** in all three cutting gear boxes for quick and easy monitoring of oil levels.



Bush Hog's EZ lube drivelines are quick and easy to service. All grease fittings on the PTO CV driveline and wing drivelines align for quick location of grease points.

**All grease fittings align for easy service**



Each axle arm on the center and wings has a spring cushion to absorb the shock loads near the wheel.

### 2215 Model and 1815 Model Differences

	<b>2215</b>	<b>1815</b>
Gearbox, Splitter, H.P.:	250	160
Gearboxes (3), H.P.:	210	130
Maximum Cutting Capacity:	3 1/2" diameter	2 1/2" diameter
Blade Tip Speed:	16,268 FPM	15,000 FPM
Main Axles:	Square tubes	Round tubes
Axle Cushions:	Springs on each axle arm	Rubber cushions on center axle arms
Hitch:	Perma Level, standard	Perma Level or Cast Clevis

### SPECIFICATIONS

<b>Cutting Width:</b>	15 feet	<b>Splitter Gearbox Rating:</b>	250 HP
<b>Cutting Height:</b>	2 inches to 14 inches	<b>Cutting Gearbox Rating:</b>	210 HP
<b>Hitch</b>	Perma Level Hitch	<b>Gearbox Limited Warranty:</b>	5 Years
<b>Minimum Tractor PTO:</b>	60 HP	<b>Blade Tip Speed :</b>	16,268 FPM
<b>Side Band:</b>	1/4 inch x 12 inches	<b>Cutting Capacity:</b>	3-1/2 inches
<b>Blades:</b>	1/2 inch x 4 inches	<b>Decks:</b>	10-gauge
<b>Blade Holders:</b>	Round	<b>Axle Cushions:</b>	Springs at Each Axle Arm
<b>PTO Drivelines:</b>	ASAE Cat 6	<b>Wing Adjustments:</b>	Heavy Duty Turnbuckle
<b>Wing Drivelines:</b>	ASAE Cat 4	<b>Grass/Crop Distribution:</b>	Optional Baffles
<b>Wing Flex:</b>	22° Down to 87° Up	<b>Safety Tow Chain:</b>	Standard
<b>Wing Free Float*:</b>	22° Down to 25° Up		*Float without movement of hydraulic cylinder rod

# 2810 & 3810

## FLEX-WING ROTARY CUTTERS




### The perfect Flex-Wing for mowing narrow highway right-of-ways.

The 2810 and 3810, both right-hand wing models, are easier to service and have features that maximize performance and


durability in all uses. Made especially for highway right-of-way mowing or other areas where the Flex-Wing with a single wing is the best fit, the 2810 and 3810 are unsurpassed in performance, durability, and reliability.








Industry first, massive 3-inch output shaft with up to 27% more splines than smaller shafts for maximum transmission of torque to blade pan.








The Patented oil sight gauge takes the guess work out of checking the oil. In less than 10 seconds, all three cutting box oil levels can be checked and rechecked as often as you walk around the machine. Never climb onto the cutter again to check the gearbox oil levels.



### All grease fittings align for easy service.

Bush Hog's E-Z lube drivelines are quick and easy to service. All grease fittings on the pto CV driveline and wing drivelines align for quick location of grease points. Since all grease fittings on all drivelines are in an upright position on every 5th revolution, service times are reduced.

## Bush Hog® Features

-  **Wing and center skids** are 3/8-inch thick for extended wear and outside edges are turned up at 45° to stop heavy ground contact that might damage the sidebands.
-  **Center section blades** properly align with center wheels to closely cut out the bottom of ditches.
-  **Grease fittings and spring steel bushings** at axle pivot points for longer life.
-  **Free wing float** without movement of the hydraulic cylinder rod is 22° down and 45° up.
-  **Highway safety lighting** is standard.

### SPECIFICATIONS

Models	2810	3810
Cutting Width	10 feet 6 inches	
Cutting Height	2 to 14 inches	
Hitch	Perma-Level	Perma-Level or Ball Hitch
Minimum Tractor PTO HP	60 HP	
Side Band	1/4 inch x 12 inches	
Blade Pan	Round	Round, Reinforced
PTO Driveline	EZ lube, ASAE Cat. 6, C.V.	
Wing Drivelines	EZ lube, ASAE Cat. 4	EZ lube, ASAE Cat. 5
Wing Flex	22° Down/87° Up	
Wing Free Float	22° Down/45° Up	
Splitter Gearbox Rating	250 HP	
Cutting Gearbox Rating	225 HP	
Gearbox Warranty	6-Years	
Blade Tip Speed	16,000 feet per minute	
Cutting Capacity	4-inches	4 1/2-inches
Top Deck Center Section	11-gauge	
Bottom Deck Center Section	7-gauge	
Deck, Wings	7-gauge	
Axle Cushions	Spring at each wheel	
Main Axles, greasable with bushings	5/16 inch wall tube	3/8 inch wall tube
Axle Arms, greasable with bushings	3 inches x 3 inches	3-1/2 inches x 3-1/2 inches

# 2815

## FLEX-WING ROTARY CUTTERS



### **How could Bush Hog® make the best Flex-Wings even better?**

Simply put ... More value for your investment! The 2815 Flex-Wing is easier to service and has features that maximize performance and durability in all uses. Whether it's corn stalk shredding, pasture maintenance or roadside cutting, the 2815 is unsurpassed in performance, durability, and reliability.



Industry first, massive 3-inches output shaft with up to 27% more splines than smaller shafts for maximum transmission of torque to blade pan.




The Patented oil sight gauge takes the guess work out of checking the oil. In less than 10 seconds, all three cutting box oil levels can be checked and rechecked as often as you walk around the machine. Never climb onto the cutter again to check the gearbox oil levels.



### All grease fittings align for easy service.


Bush Hog's E-Z lube drivelines are quick and easy to service. All grease fittings on the pto CV driveline and wing drivelines align for quick location of grease points. Since all grease fittings on all drivelines are in an up position on every 5th revolution, service times are reduced.

## Bush Hog® Features

 **Center section axle spindles** are centered on the axle arm for equalized loading of vertical forces.

 **Turnbuckle alignment** with wing hinge pin ensures long life of turnbuckle and less hinge wear.

 **Optional grass/row crop baffles** for improved distribution in grass and corn stalk shredding.

 **Improved design of wing sidebands** means less damage caused by sideband-to-ground contact.

### SPECIFICATIONS

<b>*Transport Height:</b>	7 feet 3 inches	<b>Cutting Gearbox Rating:</b>	225 HP
<b>**Transport Width:</b>	8 feet 2 inches	<b>Gearbox Warranty:</b>	6 years
<b>Cutting Width:</b>	15 feet	<b>Blade Tip Speed:</b>	16,289 FPM @ 540 pto
<b>Cutting Height:</b>	2 inches to 14 inches		16,000 FPM @ 1000 pto
<b>Hitch:</b>	Self Leveling, "Perma-Level"	<b>Cutting Capacity:</b>	4 inches diameter
<b>Minimum Tractor h.p. @ PTO:</b>	60	<b>Top Deck, Center Section:</b>	11-gauge
<b>Side Band:</b>	1/4 inch x 12 inches	<b>Bottom Deck, Center:</b>	7-gauge
<b>Blades:</b>	1/2 inch x 4 inches	<b>Deck, Wings:</b>	7-gauge
<b>Blade Holder:</b>	Round	<b>Axle Cushions:</b>	Springs @ each wheel
<b>PTO Drivelines:</b>	ASAE Cat 6, C.V.	<b>Wing Adjustment:</b>	Turnbuckles
<b>Wing Drivelines:</b>	ASAE Cat 4	<b>Grass/ Crop Distribution:</b>	Optional baffles
<b>Wing Flex:</b>	22° Down/ 87° Up	<b>Wing &amp; Center Hydraulics:</b>	Standard
<b>Wing Free Float:</b>	22° Down / 45° Up	<b>Safety Tow Chain:</b>	Standard
<b>Splitter Gearbox Rating:</b>	250 HP		

\* Measured @ max. Transport height

\*\*Measured wing skid to wing skid when folded

# 3815

## FLEX-WING ROTARY CUTTERS



## The Heavy Duty

The 3815 is a heavy duty built Bush Hog® Flex-Wing for tough cutting conditions. It is recognized by right-of-way contractors and large land owners as the Flex-Wing that can perform over the most rugged terrain. The ease of maintenance features and durability, reliability and performance make the 3815 the highest value for your investment.



The patented oil sight gauge takes the guess work out of checking the oil. In less than 10 seconds, all three cutting box oil levels can be checked and rechecked as often as you walk around the machine. Never climb onto the cutter again to check the gearbox oil levels.



Bush Hog's E-Z lube drivelines are quick and easy to service. All grease fittings on the PTO CV driveline and wing drivelines align for quick location of grease points. Since all grease fittings on all drivelines are in an up position on every 5th revolution, service times are reduced.

### All grease fittings align for easy service.

- Improved suspension that absorbs more shock loads at the tires.
- Reinforced blade pans for maximum durability in heavy cutting conditions.
- Grease fittings and spring steel bushings at axle pivot points for longer life.
- Free wing float without movement of the hydraulic cylinder rod is 22° down and 45° up.
- Heavy, durable axle arms withstand the shock and bending loads generated when used on the roughest terrain.
- Industry first – 3-inches O.D. output shaft in cutting gearboxes.

### 3815 Model and 2815 Model Differences

	<b>3815</b>	<b>2815</b>
Main Axle Tubes:	3/8" wall thickness	5/16" wall thickness
Axle Arm Tubes:	3.5" x 3.5"	3" x 3"
Wing Drivelines:	ASABE Cat 5	ASABE Cat 4
Blade Pans:	7 ga., cross reinforced	7 ga.

### SPECIFICATIONS

<b>*Transport Height:</b>	7 feet 3 inches	<b>Cutting Gearbox Rating:</b>	225 HP
<b>**Transport Width:</b>	8 feet 2 inches	<b>Gearbox Warranty:</b>	6 years
<b>Cutting Width:</b>	15 feet	<b>Blade Tip Speed:</b>	16,289 FPM @ 540 PTO
<b>Cutting Height:</b>	2 inches to 14 inches		16,000 FPM @ 1000 PTO
<b>Hitch:</b>	Self Leveling, "Perma-Level"	<b>Cutting Capacity:</b>	4-1/2 inches diameter
<b>Minimum Tractor HP @ PTO:</b>	60	<b>Top Deck, Center Section:</b>	11-gauge
<b>Side Band:</b>	1/4 inches x 12 inches	<b>Bottom Deck, Center:</b>	7-gauge
<b>Blades:</b>	1/2 inches x 4 inches	<b>Deck, Wings:</b>	7-gauge
<b>Blade Holder:</b>	Round	<b>Axle Cushions:</b>	Springs @ each wheel
<b>PTO Drivelines:</b>	ASAE Cat 6, C.V.	<b>Wing Adjustment:</b>	Turnbuckles
<b>Wing Drivelines:</b>	ASAE Cat 5	<b>Grass/ Crop Distribution:</b>	Optional baffles
<b>Wing Flex:</b>	22° down / 87° up	<b>Wing &amp; Center Hydraulics:</b>	Standard
<b>Wing Free Float:</b>	22° down / 45° up	<b>Safety Tow Chain:</b>	Standard
<b>Splitter Gearbox Rating:</b>	250 HP		

\* Measured @ max. transport height

\*\*Measured wing skid to wing skid when folded

# 4815

## FLEX-WING ROTARY CUTTERS




### **The Extreme Heavy Duty**

The 4815 is the toughest Bush Hog® built Flex-Wing. Built for the roughest and toughest use, the 4815 is for those users who require the strongest 15 ft. Flex-Wing. The roughest right of way or agricultural cutting is no challenge for this unit that's built to take the ground pounding heavy use every day! See the next page for specifications and features that set the 4815 above all other 15 ft. Flex-Wings regardless of brand. Bush Hog® – Performance You Can Count On.



The patented oil sight gauge takes the guess work out of checking the oil. In less than 10 seconds, all three cutting box oil levels can be checked and rechecked as often as you walk around the machine. Never climb onto the cutter again to check the gearbox oil levels.

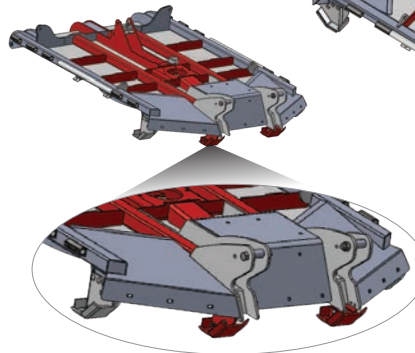
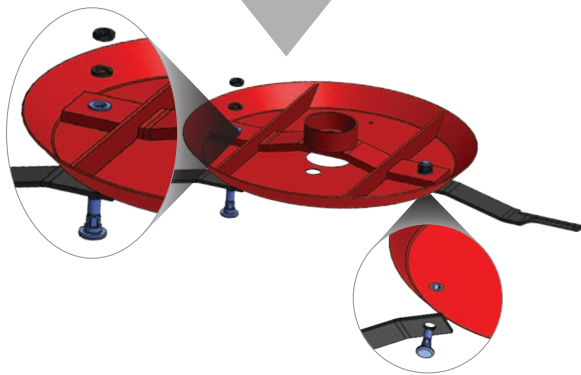


Reinforced deck weldments across the entire cutter with thicker steel sections in the gearbox stand area

\*Top deck plate removed for clarity

AS VIEWED FROM THE UNDERSIDE OF THE DECK

Hardened, hex shaped blade bolts with mating hardened bushings and reinforced blade pans



Center section skids at each hinge with added skids on either side of the tongue for extra blade pan protection

## 4815 Model and 3815 Model Differences

	4815	3815
Deck Rings:	Standard	Optional
Blade Bolts:	Hex shape with hardened bushings	Round with forged key
Strong Backs:	3/16" wall thickness	1/8" wall thickness
Gearbox Stands:	3/8" and 1/2" steel plates with 1/4" thick gussets	7 ga. and 3/8" steel plates
Center Skids:	(2) Located at tongue hitch and (2) at center hinge points	(2) Located at center hinge points
Center Section:	Additional reinforcements front to rear and side to side between center deck plates	Standard reinforcements between center deck plates for a heavy duty Flexwing

## SPECIFICATIONS

<b>*Transport Height:</b>	7 feet 3 inches	<b>Splitter Gearbox Rating:</b>	250 HP
<b>**Transport Width:</b>	8 feet 2 inches	<b>Cutting Gearbox Rating:</b>	225 HP
<b>Cutting Width:</b>	15 feet	<b>Gearbox Warranty:</b>	6 years
<b>Cutting Height:</b>	2 inches to 14 inches	<b>Blade Tip Speed:</b>	16,000 FPM
<b>Hitch:</b>	"Perma-Level" or ball type	<b>Cutting Capacity:</b>	4-1/2 inches diameter
<b>Minimum Tractor HP @ PTO:</b>	70	<b>Top Deck, Center Section:</b>	11-gauge
<b>Side Band:</b>	1/4 inches x 12 inches	<b>Bottom Deck, Center:</b>	7-gauge
<b>Blades:</b>	1/2 inches x 4 inches	<b>Deck, Wings:</b>	7-gauge
<b>PTO Drivelines:</b>	ASAE Cat 6, C.V.	<b>Axle Cushions:</b>	Springs @ each wheel
<b>Wing Drivelines:</b>	ASAE Cat 5	<b>Wing Adjustment:</b>	Turnbuckles
<b>Wing Flex:</b>	22° down / 87° up	<b>Safety Tow Chain:</b>	Standard
<b>Wing Free Float:</b>	22° down / 45° up	<b>Highway Safety Lights:</b>	Standard

\* Measured @ max. transport height

\*\*Measured wing skid to wing skid when folded

# 2820

## FLEX-WING ROTARY CUTTERS



The 2820 Flex-Wing meets the “more value for your investment” Bush Hog® tradition! The oil sight gauges, EZ lube drivelines, and wear bushings at axle pivots are just a few of the extra value features that separate it from competitor units. Adding maximized performance and durability that is needed for the cutting of road sides, row crops, and pastures results in a 20 foot Flex-Wing that is easy to distinguish from the pack. Your investment decision is easily made.





The patented oil sight gauge takes the guess work out of checking the oil. In less than 10 seconds, all three cutting box oil levels can be checked and rechecked as often as you walk around the machine. Never climb onto the cutter again to check the gearbox oil levels.



Bush Hog's E-Z lube drivelines are quick and easy to service. All grease fittings on the PTO CV driveline and wing drivelines align for quick location of grease points. Since all grease fittings on all drivelines are in an up position on every 5th revolution, service times are reduced.

## All grease fittings align for easy service.

- Free Wing Float, without movement of each hydraulic cylinder rod, is 22° down and 45° up.
- Each cutting gearbox has the industry's first massive 3" output shaft with more splines that are deeper for maximum transmission of torque to the blade pan.
- Highway travel lights are standard for safer travel on roadways.
- The 2820 is available with Round Blade Carriers or Straight Shredder Blade Bars. The optional Shredder Kit will increase the shredding performance even more than the straight shredder bars.
- An optional Material Distribution Baffle Kit spreads cut material to eliminate windrows.
- Blade Pans are reinforced for maximum durability.
- Spring Axle Cushions are located near each wheel for maximum shock absorption.
- Grease Fittings and Spring Steel Bushings for minimum wear are at each axle pivot point.
- Wing Skids are formed upward at 45° to prevent "dig in" on turns that might damage the sideband.
- The center section has a doubled deck with no exposed structure for a smooth flow of cut material.
- Each wing has a single deck without exposed structure underneath.
- The 2820 is available with optional deck rings that reduce the possibility of blade to deck contact.

## SPECIFICATIONS

<b>Cutting Width:</b>	20 feet	<b>Gearbox Oil Sight Gauge:</b>	Standard
<b>Cutting Height:</b>	2 inches to 14 inches	<b>Gearbox Warranty:</b>	6 years
<b>Hitch:</b>	Perma-Level or Ball	<b>Blade Tip Speed @ 540 PTO</b>	15,625 FPM
<b>Minimum Tractor h.p. @ PTO:</b>	90	<b>@ 1000 PTO</b>	15,936 FPM
<b>Side Band:</b>	1/4 inch x 14 inches	<b>Cutting Capacity:</b>	3 inches in diameter
<b>Blades:</b>	1/2 inch x 4 inches Hi-Uplift	<b>Top Deck, Center section:</b>	11-gauge
<b>Blade Holder:</b>	Round or Bar	<b>Bottom Deck, Center Section:</b>	10-gauge
<b>PTO Drivelines:</b>	ASAE Cat 6, C.V.	<b>Wing Decks:</b>	10-gauge
<b>Wing Drivelines:</b>	ASAE Cat 5	<b>Axle Cushions:</b>	Springs @ each wheel
<b>Wing Flex:</b>	22° down to 87° up	<b>Wing Adjustment:</b>	Turnbuckles
<b>Wing Free Float:</b>	22° down to 45° up	<b>Grass/Crop distribution:</b>	Optional baffles
<b>Splitter Gearbox Rating:</b>	250 HP	<b>Safety Tow Chain:</b>	Standard
<b>Cutting Gearbox Rating:</b>	225 HP	<b>Highway Safety Lights:</b>	Standard

# FLEX-WING FEATURES

ALL FEATURES MAY NOT APPLY TO THE 1812 AND 1815 FLEX-WINGS



All Flex-wings undergo extensive testing in all growth conditions to ensure each meets our demanding performance requirements.



For long axle life, all pivot points have grease fittings and wear bushings.



A one person operation, the tractor drawbar is easily backed into the Perma-Level hitch. Notice correct position of hitch.



The circular formed deck rings position outside of the blade carrier, reduce the possibility of a bent blade cutting the deck plate.


# Built To Last.



The transport lock-up device is easily positioned to take the load off the hydraulic cylinder rod during transport.



The wing skids are in two pieces for more economical replacement and the 45 degrees of up- turn allows the skid to float over the ground instead of gouging in. This prevents possible damage to the sideband.



The quick detach shields allow easy access to the driveline clutch and grease fittings.



Highway lights are standard equipment. Lights provide flashing and turn signals.



Each axle arm has a strategically placed spring cushion to absorb shock loads near the wheels.



The design of the wings adds exceptional strength in the gearbox stands without the use of exposed structure.

## Acres Mowed Per Hour

Width of Cut	GRASS AND WEEDS				ROW CROP		
	2 MPH	3 MPH	4 MPH	5 MPH	6 MPH	7 MPH	8 MPH
10'	2.0	3.0	4.1	5.0	6.0	7.0	8.0
10-1/2'	2.1	3.2	4.2	5.3	6.3	7.4	8.5
11'	2.2	3.3	4.4	5.5	6.6	7.7	8.9
12'	2.4	3.6	4.9	6.0	7.1	8.4	9.6
14'	2.8	4.2	5.8	7.0	8.2	9.8	10.6
15'	3.0	4.5	6.2	7.5	9.0	10.6	12.0
17'	3.4	5.0	6.8	8.6	10.3	12.0	13.7
20'	4.0	6.0	8.3	10.0	12.0	14.0	16.0

\* Above acres per hour have already been reduced by 17% to allow for overlaps, turns, and rest breaks.



The "free wing float" slot allows the wing to float up and down without moving the hydraulic cylinder rod. This extends the life of the cylinder components.



2501 Griffin Ave.  
Selma, Alabama 36703  
Tel: 800-363-6096  
Fax: 334-874-2701  
[www.bushhog.com](http://www.bushhog.com)